



**Dublin San Ramon
Services District**
Water, wastewater, recycled water

Proposed Operating Budget FY26 & FY27

**Board of Directors Meeting
June 3, 2025**

Thinh Lucero, Financial Analyst

Agenda

- Overview
- Proposed Budget
- 10-Year Financial Outlook
- Recommendation



Overview



Enterprises



LOCAL WASTEWATER

Collect
wastewater

Dublin and South San Ramon



REGIONAL WASTEWATER

Treat wastewater
and prepare for disposal

*Dublin, South San Ramon,
and Pleasanton*



WATER

Distribute drinking water
and recycled water

*Dublin and Dougherty Valley
(San Ramon)*



Dublin San Ramon Services District

Water, wastewater, recycled water

Joint Powers Authorities



**Dublin San Ramon Services District - East Bay
Municipal Utility District Recycled Water Authority
(DERWA)**



**Livermore-Amador Valley Water Management
Agency (LAVWMA)**



Budget Considerations

- 2025 Strategic Plan
- 2024 Workforce Study
- Legal requirements
- Sound financial principals
 - Financial policies
 - Transparency and accountability

Strategic Plan | FY 2026 – FY 2030



Budget Challenges

- New and evolving regulatory requirements
- Rising personnel costs
- Energy resiliency
- Asset replacement needs
- Revenue grows at a lower pace than expenses



**Medical
Pension**

**Feb-Feb CPI
increase
2.69%**



Staffing Strategy

	FY24 Actual	FY25 Budgeted	FY26 Proposed	FY27 Proposed
District-Wide FTE Count	141	141	142	142

- Reallocation of vacant FTE, where feasible to meet 2024 Workforce study
- Request conversion of 1.0 limited-term FTE to regular FTE
- Request for new 1.0 FTE to support Regulatory Compliance

Proposed Budget



Update



ACWA & CASA Scholarship Programs, through regular dues payments for ACWA, and a direct \$2,000 contribution for CASA, without designation



LAVWMA's 5/21 Budget

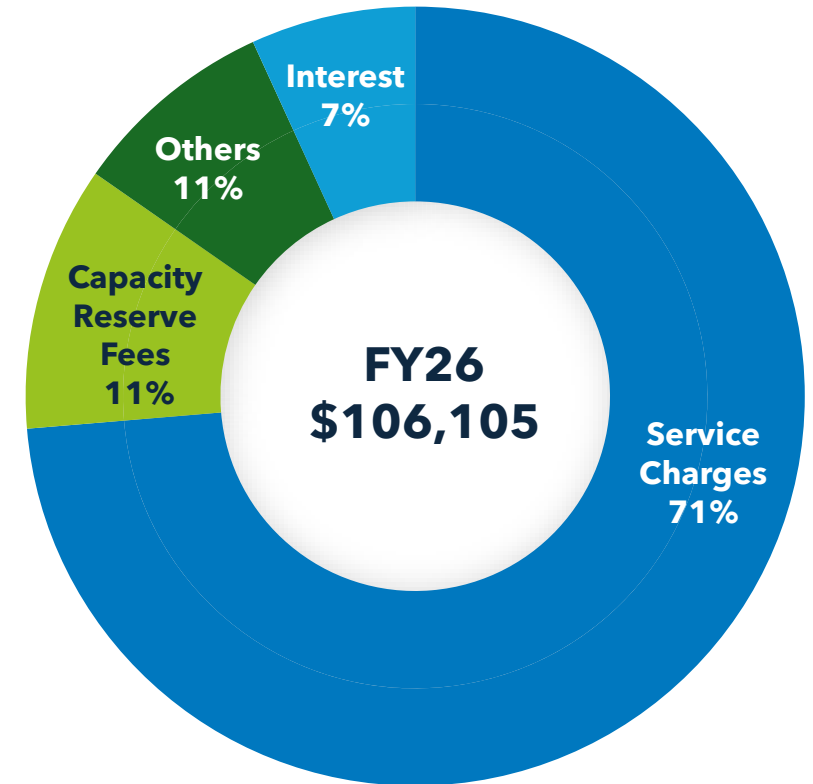


DVSAD's Other Revenues



Revenues

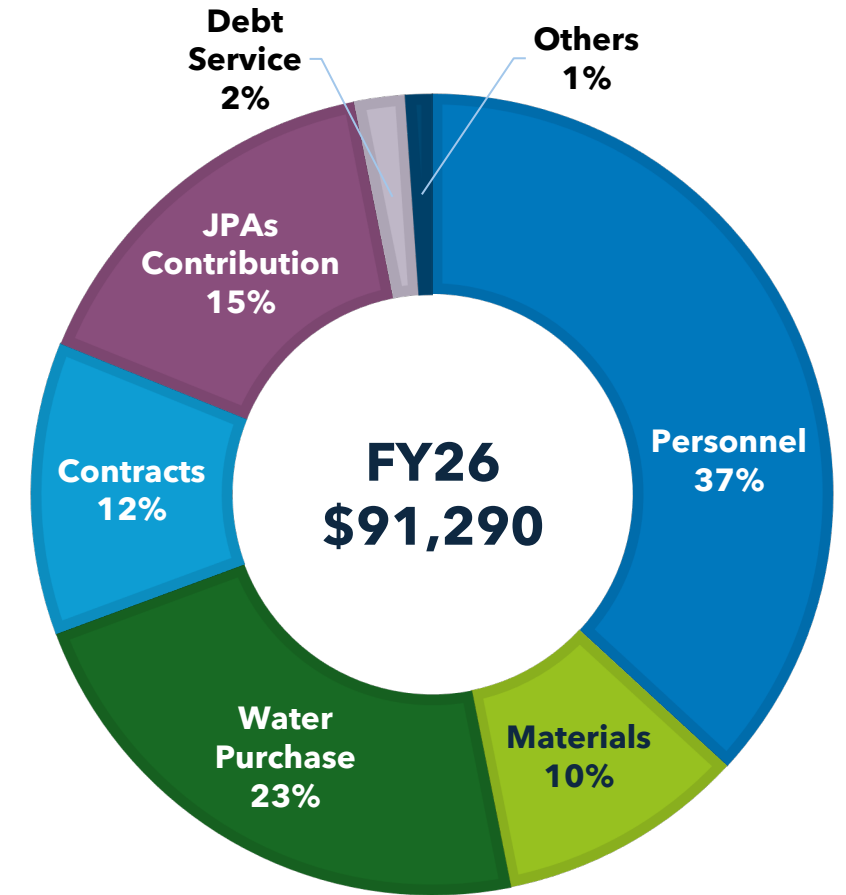
Category	FY25 Budget	FY26 Budget	FY27 Budget
Service Charges	\$73,080	\$75,454	\$78,560
Others	11,666	11,736	11,952
Interest	4,475	7,253	7,848
Subtotal	89,221	94,443	98,360
% Change		5.9%	4.1%
Capacity Reserve Fees	20,477	11,662	14,058
% Change		-43.0%	20.5%
Total	\$109,698	\$106,105	\$112,418



All \$ amounts in thousands

Expenses

Category	FY25 Budget	FY26 Budget	FY27 Budget
Personnel	\$33,819	\$36,847	\$38,609
CIP/JPA Labor Credits	(3,234)	(3,035)	(3,053)
Materials	9,185	9,167	9,362
Water Purchase	20,257	20,578	21,462
Contracts	10,508	10,828	11,040
Contributions to JPAs	13,204	14,046	14,113
Debt Service	1,877	1,875	2,306
Others	920	984	1,039
Total	\$86,537	\$91,290	\$94,878
% Change		5.5%	3.9%



All \$ amounts in thousands



Transfers

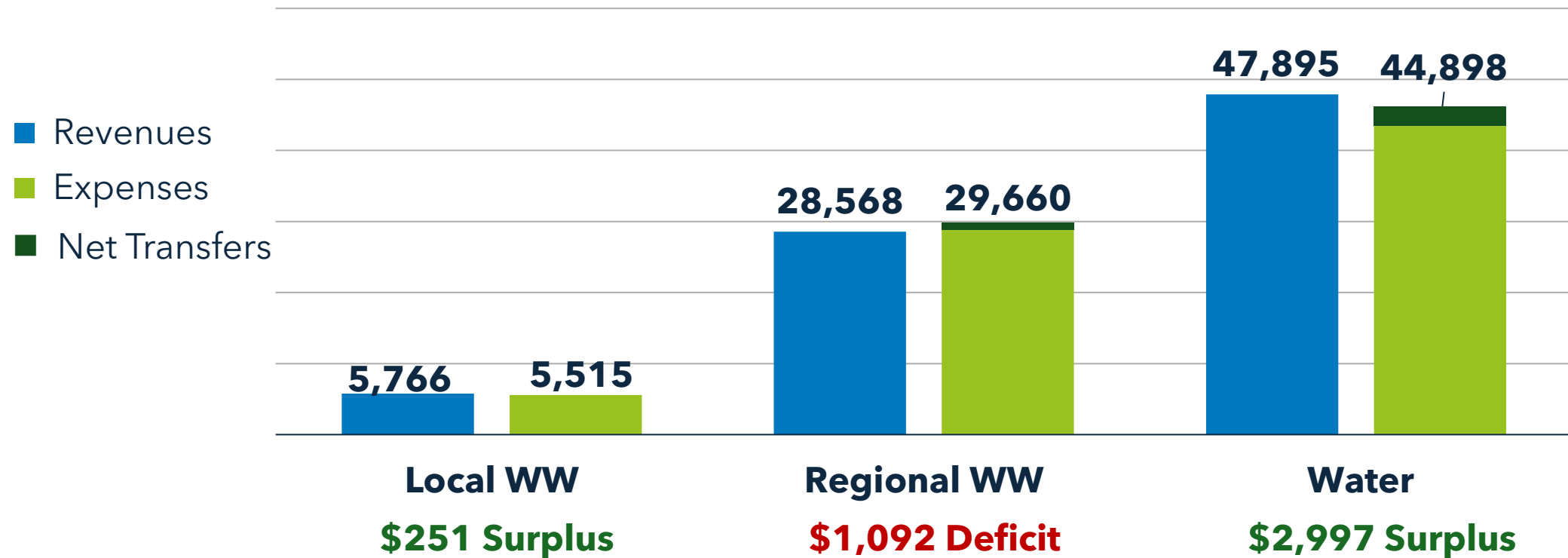
Transfer In	FY24 Actual	FY25 Budget	FY26 Budget	FY27 Budget
Local WW Replacement	\$800	\$800	-	-
Local WW Replacement - <i>Additional</i>	2,059	-	-	-
Regional WW Replacement	2,400	2,700	-	1,000
Regional WW Replacement - <i>Additional</i>	3,378	-	-	-
Water Replacement	6,390	6,500	4,000	4,120
Total Replacement Transfers	\$15,028	\$10,000	\$4,000	\$5,120
Fifth Supplement Agreement	332	400	458	439
Water Enterprise	700	700	2,100	-

All \$ amounts in thousands



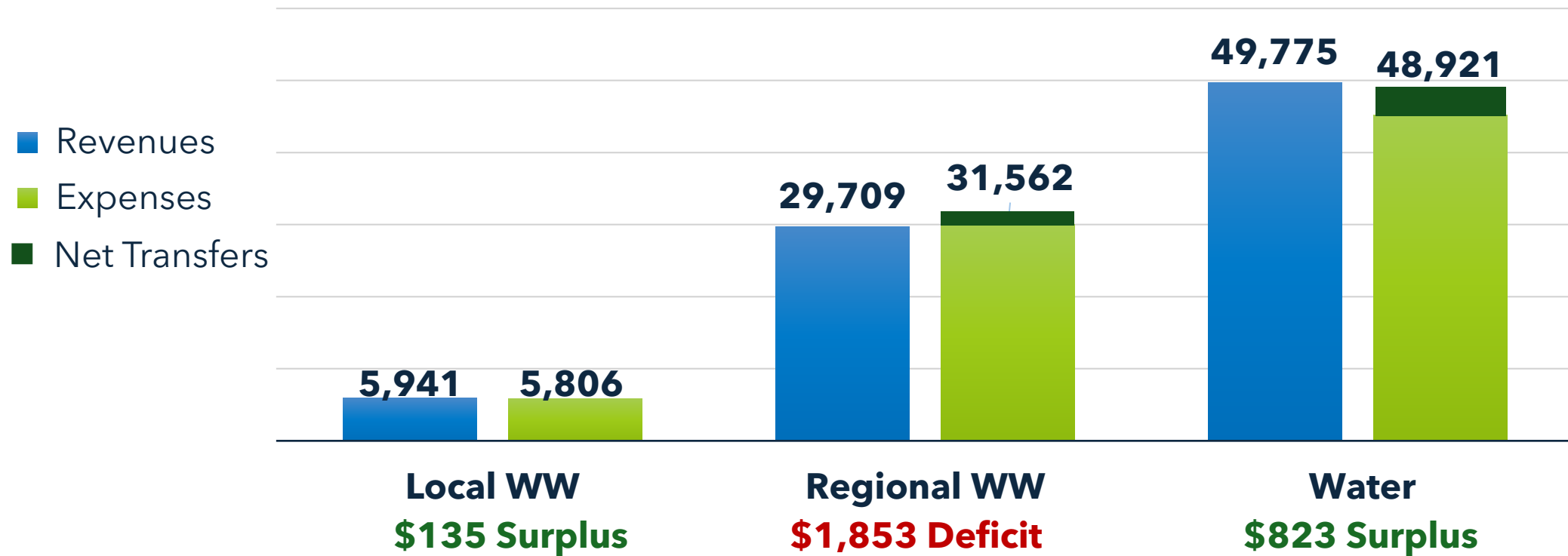
FY26 Operating Budget with Transfers

All \$ amounts in thousands



FY27 Operating Budget with Transfers

All \$ amounts in thousands

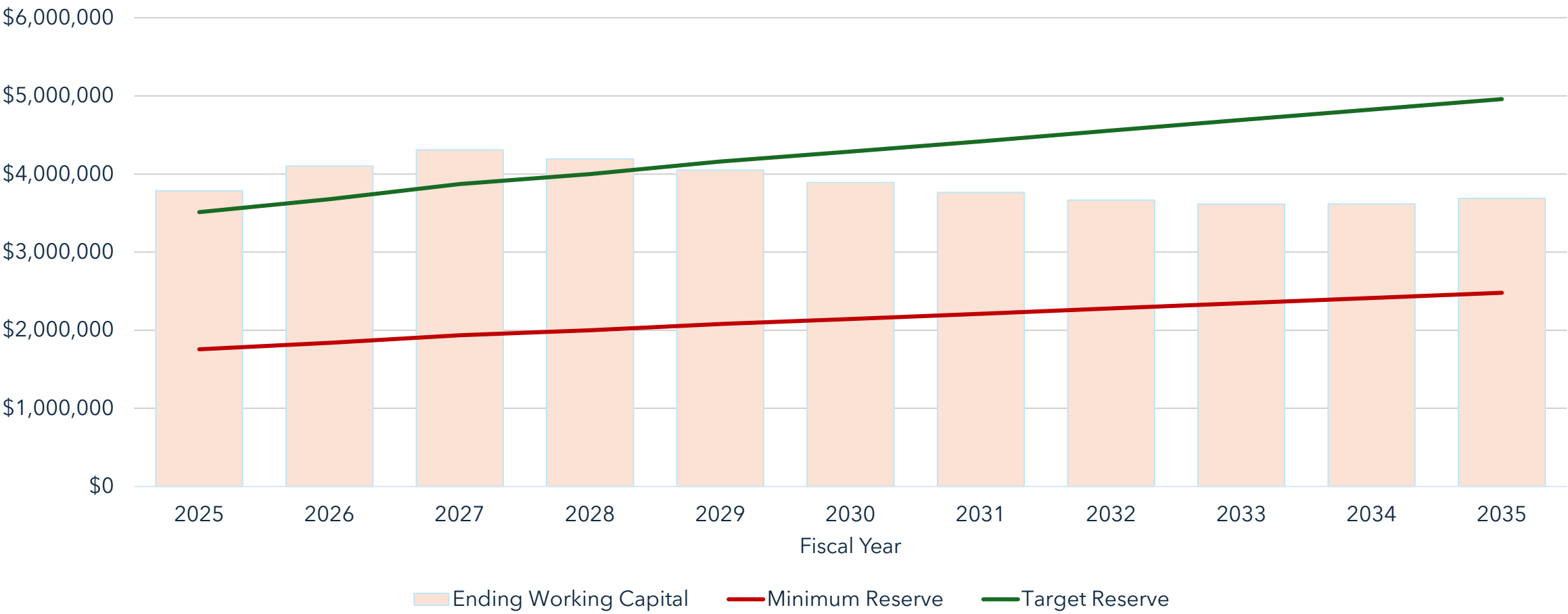




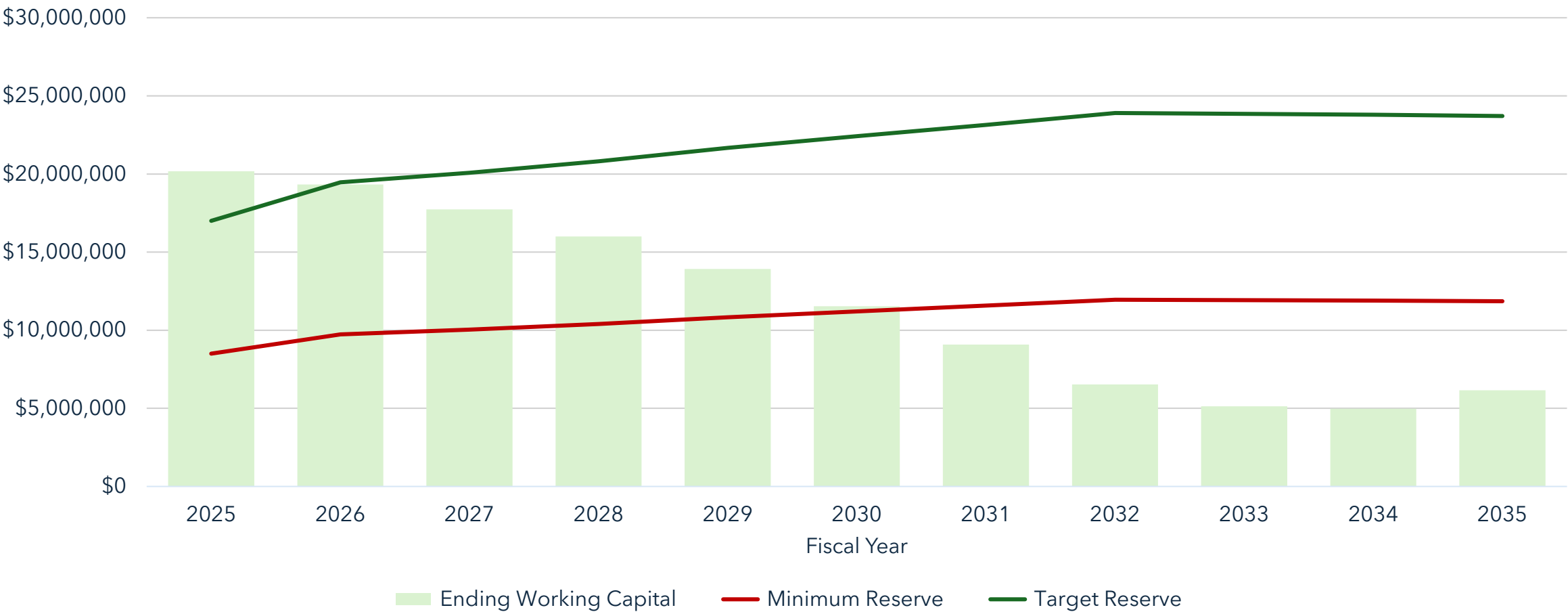
10-Year Financial Outlook



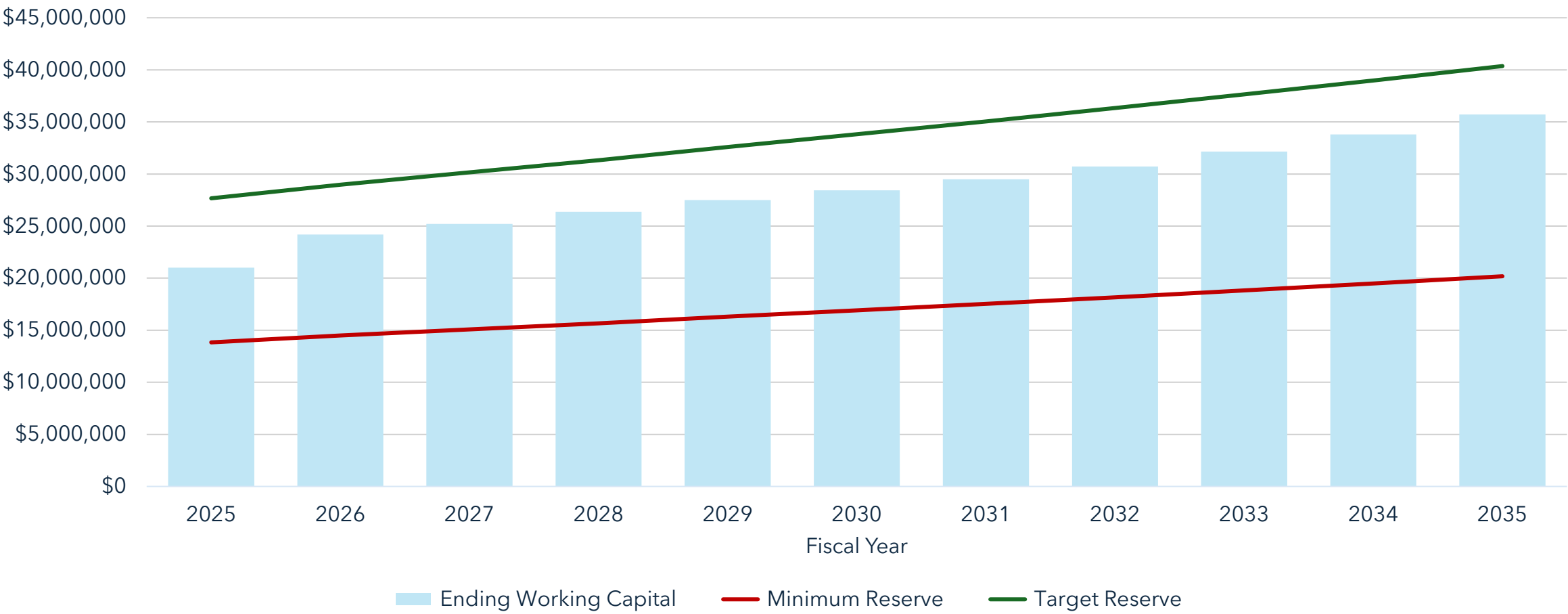
Local Wastewater 200/205



Regional Wastewater 300/305



Water Fund 600/605



Recommendation

Adopt the FY 2026 and FY 2027 Operating Budget





Dublin San Ramon
Services District
Water, wastewater, recycled water

An aerial photograph of a large, white, cylindrical water storage tank situated on a grassy hillside. In the background, a residential neighborhood with several houses is visible, along with rolling hills under a cloudy sky. The word "Questions?" is overlaid in large white text across the center of the image.

Questions?

Thinh Lucero, Financial Analyst

