

## **AGENDA**

### **NOTICE OF REGULAR MEETING**

**TIME:** 6 p.m.

**DATE:** Tuesday, May 19, 2020

**PLACE:** Teleconference

Pursuant to Governor Newsom's Executive Orders N-25-20, N-29-20, and N-33-20, and local county health orders issued to address the COVID-19 pandemic, the Board meeting will be held via Webex Video Teleconference. The District Boardroom will be closed to the public.  
The public may observe and comment by electronic means as described on Page 3.

**See Page 3 of the Agenda Packet for Webex Video Teleconference Access Information**

**Our mission is to protect public health and the environment by providing reliable and sustainable water, recycled water, and wastewater services in a safe, efficient, and fiscally responsible manner.**

1. CALL TO ORDER
2. PLEDGE TO THE FLAG
3. ROLL CALL – Members: Duarte, Halket, Johnson, Vonheeder-Leopold
4. SPECIAL ANNOUNCEMENTS/ACTIVITIES
  - New Employee Introductions
5. PUBLIC COMMENT (MEETING OPEN TO THE PUBLIC)

At this time those on the teleconference call are encouraged to address the Board on any item of interest that is within the subject matter jurisdiction of the Board and not already included on tonight's agenda. Comments should not exceed five minutes. The President of the Board will recognize each speaker, at which time the speaker should introduce him/herself, and then proceed with his/her comment. Written comments received by 5 p.m. on the day of the meeting will be read into the meeting record.
6. REPORTS
  - 6.A. Reports by Staff
    - Event Calendar
    - Correspondence to and from the Board
  - 6.B. Joint Powers Authority and Committee Reports  
DERWA – May 18, 2020
  - 6.C. Agenda Management (consider order of items)
7. CONSENT CALENDAR

Matters listed under this item are considered routine and will be enacted by one Motion, in the form listed below. There will be no separate discussion of these items unless requested by a Member of the Board or the public prior to the time the Board votes on the Motion to adopt.

- 7.A. Approve Regular Meeting Minutes of May 5, 2020

**Recommended Action:** Approve by Motion

- 7.B. Accept Regular and Recurring Reports: Warrant List and Quarterly Financial Reports

**Recommended Action:** Accept by Motion

8. BOARD BUSINESS

- 8.A. Approve Continuation of District's State of Emergency in Response to COVID-19 Pandemic by General Manager and Find that the Need for the District's State of Emergency Still Exists

**Recommended Action:** Approve by Motion

- 8.B. Hold Public Hearing: Adopt Revised Schedule of Miscellaneous and Industrial Waste Program User Fees and Charges and Rescind Resolution Nos. 24-18 and 25-18

**Recommended Action:** Hold Public Hearing and Adopt by Resolution

- 8.C. Support Proposed LAVWMA (Livermore-Amador Valley Water Management Agency) Operations and Maintenance Budget for Fiscal Year Ending 2021

**Recommended Action:** Approve by Motion

9. BOARD MEMBER ITEMS

- Submittal of Written Reports for Day of Service Events Attended by Directors
- Request New Agenda Item(s) Be Placed on a Future Board or Committee Agenda

10. CLOSED SESSION

The Board will convene its closed session on a separate teleconference line and return to the open teleconference call for Item 11 when the closed session is completed.

- 10.A. Conference with Labor Negotiators – Pursuant to Government Code Section 54957.6

Agency Negotiators: Dan McIntyre, General Manager  
Carol Atwood, Administrative Services Manager

Employee Organizations: 1. Stationary Engineers, Local 39  
2. Mid-Management Employees' Bargaining Unit

Additional Attendees: Doug Coty, General Counsel  
Dania Torres Wong, Sloan Sakai Yeung & Wong LLP

- 10.B. Public Employee Performance Evaluation – Pursuant to Government Code Section 54957

Title: District General Counsel

11. REPORT FROM CLOSED SESSION

12. ADJOURNMENT

This meeting is adjourned in honor of our fellow Boardmember Madelyne A. (Maddi) Misheloff who tragically passed away on April 11. Maddi was a good friend to all of us on the Board and the staff at the District. Her participation as a contributing Director was truly appreciated and will be sorely missed. Our thoughts, prayers, and condolences go out to her family and her friends.

*All materials made available or distributed in open session at Board or Board Committee meetings are public information and are available for inspection during business hours by calling the District Secretary at (925) 828-0515.*

*A fee may be charged for copies. District facilities and meetings comply with the Americans with Disabilities Act.*

*If special accommodations are needed, please contact the District Secretary as soon as possible, but at least two days prior to the meeting.*

### Webex Video Teleconference Access Information

Dublin San Ramon Services District  
Regular Board Meeting  
Tuesday, May 19, 2020

If the public wishes to provide comments during Agenda Item 5 – Public Comment, or on any of the agenda items, please join the meeting using the teleconference instructions below, or email written comments to the Board of Directors at [board@dsrsd.com](mailto:board@dsrsd.com) by 5 p.m. Tuesday, May 19, 2020. Written comments, of five minutes or less, will be read into the meeting record during the public comment portion of the agenda or during discussion of the subject of the comment.

#### Webex Video Teleconference Meeting Instructions and Information:

1. From your computer, click [Join Meeting](#).
2. Select your **Audio** preference – computer audio, call in from separate telephone using Webex phone number, or have Webex call your telephone.
3. You will be automatically placed on “**Mute**” when joining the call.
4. Please keep your phone muted unless speaking.
5. Listen for prompts to know when public comments are solicited.
6. Use the “**Raise Hand**” feature found under the More Options Menu (or use the button if using the app) to indicate you wish to speak.
7. The meeting host will unmute callers one at a time to speak during Public Comment or during discussion of a particular agenda item.
8. Please announce yourself and speak slowly and clearly when commenting.
9. You will be muted when your comments have concluded. Please “**Lower Hand**” when done.
10. Please do not place the call on hold.

#### To Join by Phone Only:

1. Dial **(510) 338-9438** USA Toll from any telephone
2. Enter Access code (meeting number) **623 904 148** when prompted

First time Webex user? You can view a short YouTube tutorial on how to participate in a Webex meeting here: <https://www.youtube.com/watch?v=XbSizTDAES4>

Boardmembers and staff will be attending the meeting via teleconference. The Board will convene its Closed Session on a separate teleconference line and return to the open teleconference call for Agenda Item 11 when the Closed Session is completed. The open teleconference will be muted during this time and will resume for the Closed Session report and meeting adjournment.

The Boardroom is closed to the public.

All votes during the meeting will be taken by roll call vote.

**DUBLIN SAN RAMON SERVICES DISTRICT  
MINUTES OF A REGULAR MEETING OF THE BOARD OF DIRECTORS**

**May 5, 2020**

1. CALL TO ORDER

A regular meeting of the Board of Directors was called to order at 6 p.m. by President Duarte.

President Duarte announced that pursuant to Governor Newsom's Executive Orders and local county health orders issued to address the COVID-19 pandemic, this Board meeting is being held via Webex teleconference. The District Boardroom is closed to the public; however, the public may observe and comment by calling in to the teleconference meeting per the instructions on page 3 of the agenda. As required by the Brown Act, all votes taken this evening will be done by a roll call vote due to the attending Directors participating via teleconference.

2. PLEDGE TO THE FLAG

3. ROLL CALL

Boardmembers present at start of meeting:

President Edward R. Duarte, Vice President Ann Marie Johnson, Director Richard M. Halket, and Director Georgean M. Vonheeder-Leopold.

District staff present: Dan McIntyre, General Manager; Jan Lee, Assistant General Manager; Carol Atwood, Administrative Services Manager/Treasurer; Judy Zavadil, Engineering Services Manager/District Engineer; Doug Coty, General Counsel; and Nicole Genzale, Executive Services Supervisor/District Secretary.

4. SPECIAL ANNOUNCEMENTS/ACTIVITIES – None

5. PUBLIC COMMENT (MEETING OPEN TO THE PUBLIC) – 6:03 p.m. No public comment was received.

6. REPORTS

6.A. Reports by Staff

- Event Calendar – General Manager McIntyre had nothing to report.
- Correspondence to and from the Board on an Item not on the Agenda

Date	Format	From	To	Subject	Response
4/20/20	Letter	Directors Mellon and Coleman – East Bay Municipal Utility District	President Edward Duarte	Condolences on passing of Director Misheloff	N/A
5/4/20	Letter	Daniel Watson	Administrator of DSRSD	Utility Fee Increases	Administrative Services Manager Atwood will provide a response

6.B. Joint Powers Authority and Committee Reports – None

6.C. Agenda Management (consider order of items) – No changes were made.

7. CONSENT CALENDAR

Director Halket MOVED for approval of the items on the Consent Calendar. Director Vonheeder-Leopold SECONDED the MOTION, which CARRIED with FOUR AYES per roll call vote.

7.A. Approve Regular Meeting Minutes of April 7, 2020 – Approved

7.B. Approve Proclamation Honoring May 17–23, 2020 as National Public Works Week – Approved

8. BOARD BUSINESS

8.A. Approve Continuation of District's State of Emergency in Response to COVID-19 Pandemic by General Manager and Find that the Need for the District's State of Emergency Still Exists Recommended

Assistant General Manager Lee reviewed the item for the Board and reported on the counties' recent shelter-in-place (SIP) order extension (through May 31) and modifications, which include the resumption of construction projects previously deemed "non-essential." She noted the District's current operational and staffing plans (more than 50% staff teleworking part/full-time) will largely remain intact. In addition, Ms. Lee provided the following operational highlights: staff has trained on and mastered virtual meeting tools, on a single day 60% of staff connected remotely, hundreds of masks were provided to staff, personal protective equipment (PPE) was received from the Alameda County Emergency Services and the California Water/Wastewater Agency Response Network (CalWARN), staff executed a task order for mutual aid between Tri-Valley agencies, customer communications continue (our water is safe to drink, temporary suspension of service shut-offs, do not flush wipes, and safe resumption of service for closed businesses), outdoor break areas were created for onsite staff, and a first-time Districtwide virtual staff meeting will be held tomorrow. In the coming weeks, staff will focus on plans to transition staff back to the workplace once SIP conditions are modified or lifted. The transition could take place over several months and will follow public health agencies' guidance.

General Manager McIntyre provided a District financial report for the Board. He noted Tri-Valley cities are seeing negative revenue impacts and will experience significant economic damage until normal commercial activities return. To date, there has been little federal interest in providing financial support to state and local agencies with failing tax bases. Staff is monitoring District revenues for possible impacts from a variety of sources.

Due to these factors, cash flow issues may arise later in the year, but healthy operating reserves for both the Water and Regional Wastewater funds will buffer this for a number of months. These reserves stood highly funded at the beginning of this fiscal year at about 90%, well over the 67% target. The weakened Local Wastewater (collection) fund is at a minimal level, but will be the least likely impacted due to most of this revenue coming from the tax roll. Staff will develop a short-term stress test of operating funds and present findings to the Board this summer. Fortunately, the District will see some salary savings

this and next year due to retirements and open positions. Recruitments will continue for key positions. Five of six capital funds are healthy, but the Local Wastewater Replacement fund is weakened, so special preservation measures will be needed. The California Public Employees' Retirement System (CalPERS) fund is impacted and could see the 87% funded ratio decline to below 75%, requiring the District to make up the shortfall beginning in 2022 and ramping up for a five-year period. The unfunded actuarial liability payment could also be impacted and see an increase from \$1.3 million to over \$3 million. Staff will continue to provide financial updates to the Board.

The Board inquired about the status of moving back to the renovated District Office, capital projects, and permitting activities. Engineering Services Manager Zavadil and Mr. McIntyre reported the move to the District Office is deferred until county orders change, but a few staff will relocate to enclosed office space there to minimize time wearing masks. Staff provided a status of several projects, some of which are proceeding, a few are in the design phase, and few projects are ready for bid as Engineering staff has been impacted by retirements. Pacing of projects should increase soon with the onboarding of four new Engineering staff. Permitting activities have not slowed much with most transactions being done online, and fees being collected during the process. Construction Inspectors are still out in the field supporting developments that continue in Dublin. President Duarte commended DSRSD on its impressive track record of managing its finances and preparing its reserves, but cautioned that things can change quickly, so the District must be ready to consider changes if the economy critically declines.

Director Halket MOVED for Approval of Continuation of District's State of Emergency in Response to COVID-19 Pandemic by General Manager and Find that the Need for the District's State of Emergency Still Exists Recommended. Vice President Johnson SECONDED the MOTION, which CARRIED with FOUR AYES per roll call vote.

8.B. Discuss Options for Filling a Board of Directors Vacancy and Provide Direction

General Manager McIntyre reviewed the item for the Board.

Speaker: Ms. Shudong Ma, San Ramon resident – Ms. Ma expressed interest in serving on the Board for the current vacancy, as well as a regular term via the upcoming election. She lives in District Division 1 (Dougherty Valley) and has an engineering background.

The Board discussed the four options presented in the item. Director Halket suggested the Board directly appoint former DSRSD Director Pat Howard to fill the vacancy, noting that he would not intend to run for the regular Board seat in the November 3 General Election. The other Boardmembers agreed that appointing someone to fill the vacancy who has experience would be the most beneficial path, and would alleviate the District of a complicated appointment and onboarding process or the concerns with leaving the seat vacant. The Board also noted that this solution will ensure those interested in running in November can do so without someone already having an advantage as the incumbent. The Board directed staff to proceed with Option #3: Proceed with the direct appointment of any qualified citizen of the District. The appointment will be made at the June 2 Board meeting, after satisfying the required 15-day public noticing period.

Director Halket MOVED for the Board of Directors to Select Option 3, Proceed with the Direct Appointment of any Qualified Citizen of the District, and Appoint Former DSRSD Director Dwight L. (Pat) Howard to Fill the Vacancy on the District Board of Directors Created by the Recent Passing of Director Madelyne A. (Maddi) Misheloff. Vice President Johnson SECONDED the MOTION, which CARRIED with FOUR AYES per roll call vote.

Director Vonheeder-Leopold lost her audio connection during the taking of the roll call vote. Upon resumption of her audio connection, she cast her vote in the affirmative for the motion.

9. BOARDMEMBER ITEMS

- Submittal of Written Reports for Day of Service Events Attended by Directors

Director Vonheeder-Leopold submitted written reports to Executive Services Supervisor/District Secretary Genzale. She reported that she attended the Alameda County California Special Districts Association (CSDA) Chapter Executive Committee teleconference meeting Wednesday, April 8 and the California Association of Sanitation Agencies Board of Directors teleconference meeting Thursday, April 9. She summarized the activities and discussions at the meetings.

President Duarte reported that it is unlikely that the Alameda and Contra Costa CSDA Chapters will hold a joint meeting in July due to anticipated continuation of county shelter-in-place and venue meeting restrictions.

- Request New Agenda Item(s) Be Placed on a Future Board or Committee Agenda – None

10. CLOSED SESSION

At 6:58 p.m. the Board went into Closed Session.

- 10.A. Conference with Legal Counsel – Anticipated Litigation  
Significant Exposure to Litigation Pursuant to Government Code Section 54956.9(d)(2):  
One Potential Case

11. REPORT FROM CLOSED SESSION

At 7:12 p.m. the Board came out of Closed Session. President Duarte reconvened the open session and reported that Directors Halket, Johnson, and Vonheeder-Leopold disconnected at the conclusion of the Closed Session. He announced that there was no reportable action.

12. ADJOURNMENT

President Duarte adjourned the meeting at 7:12 p.m.

Submitted by,

Nicole Genzale, CMC  
Executive Services Supervisor/District Secretary



**TITLE:** Accept Regular and Recurring Reports: Warrant List and Quarterly Financial Reports

## **RECOMMENDATION:**

Staff recommends the Board of Directors accept, by Motion, the regular and recurring reports: Warrant List and Quarterly Financial Reports.

## **SUMMARY:**

To maximize openness and transparency and to allow the Board to be informed about key aspects of District business, the Board directed that various regular and recurring reports be presented for Board acceptance at regular intervals. This item is routinely presented to the Board at the second meeting of each calendar month.

The reports presented this month for acceptance are noted below and are submitted as part of Attachment 1:

### Ref A: Warrant List

For the period of 2/20/2020 to 5/6/2020, 694 accounts payable checks were issued totaling \$16,779,383.87. The warrant list represents payments over a two-and-a-half-month period as opposed to the typical one-month period.

### Ref C: Quarterly Financial Reports

Per preliminary FYE 2020 Q3 financial reports, the District has received 62.10% of budgeted operating and capital revenues and expended 64.10% of budgeted operating expenses. Through the third quarter, capital expenditures are 34.58% of budget. All District Enterprise funds are above policy target reserves and all District Replacement and Expansion funds are above policy minimum reserves.

A few items to note through the third quarter:

- Total service charge revenue (67.44% of budget) was higher than the 62.83% projection due to rebounding service demand. Service charges through March do not fully reflect the impact of COVID-19 on water demand. Preliminary review indicates that lower commercial demand has offset higher residential demand as a result of shelter in place orders.
- Total capacity reserve fee revenue (47.22% of budget) was lower than the 75.00% projection due to timing of development activity.
- Expenditures to date are tracking below the 75% of budget in all funds except for:
  - The Other Post-Employment Benefit (Fund 965) is 80.92% of budget due to higher expenses in retiree medical and dental.
  - The Dougherty Valley Standby Assessment (DVSA) (Fund 995) reflects a \$1,900,000 payment to the Zone 7 Water Agency for the DVSA surcharge and approximately \$353,000 credit (reconciliation of prior fiscal years).
- The Local Wastewater Enterprise (Fund 200) is above policy target reserves primarily due to the FYE 2020 starting fund balance being approximately \$400,000 higher than anticipated in the budget approved last spring because of extra cost savings in FYE 2019. The cost savings in FYE 2019 and the current fiscal year has helped stabilize the fund. However, the Local Wastewater Rate Stabilization fund will remain below policy minimum reserves in the near term.
- Division 10 (Legislative) is overbudget in the "Other Services" line item due to payment to Attorney Scott J. Rafferty in regards to the California Voting Rights Act. This claim was not budgeted, and it is anticipated that the division will have ample savings in other areas to cover this expenditure.

Originating Department: Administrative Services	Contact: H. Chen	Legal Review: Not Required
Cost: \$0	Funding Source: N/A	
<b>Attachments:</b> <input type="checkbox"/> None <input type="checkbox"/> Staff Report <input type="checkbox"/> Resolution <input type="checkbox"/> Ordinance <input type="checkbox"/> Task Order <input type="checkbox"/> Proclamation <input checked="" type="checkbox"/> Other (see list on right)	Attachment 1 – Summary of Regular and Recurring Reports	
		8 of 111



## SUMMARY OF REGULAR AND RECURRING REPORTS

Ref.	Description	Frequency	Authority	Last Acceptance	Acceptance at this Meeting?	Next Acceptance
A	Warrant List	Monthly	Board Direction	March 2020	Yes	June 2020
B	Treasurer's Report	Quarterly	CA Government Code 53646	April 2020		July 2020
C	Quarterly Financial Reports <sup>1</sup>	Quarterly	Board Direction	March 2020	Yes	August 2020
D	Outstanding Receivables Report	Annually – Fiscal Year	District Code 1.50.050	July 2019		July 2020
E	Employee and Director Reimbursements greater than \$100 <sup>2</sup>	Annually – Fiscal Year	CA Government Code 53065.5	September 2019		August 2020
F	Utility Billing Adjustments <sup>3</sup>	Annually – Fiscal Year	Utility Billing Adjustment Policy	Total FYE19 credits below \$25,000		August 2020
G	Annual Rate Stabilization Fund Transfer Calculation	Annually – After Audit	Financial Reserves Policy	December 2019		October 2020
H	"No Net Change" Operating Budget Adjustments	As they occur but not more frequently than monthly	Board Direction Budget Accountability Policy (See table below)	November 2017		Before end of month after occurrence
I	Capital Outlay Budget Adjustments			July 2018		
J	Capital Project Budget Adjustments			April 2019		
K	Unexpected Asset Replacements			June 2019		

For the fiscal year ending 2020, the totals for these reports are as follows:

Category	YTD	This Meeting	Total
Capital Outlay Budget Adjustments	\$0	\$0	\$0
Capital Project Budget Adjustments	\$250,000	\$0	\$250,000
Unexpected Asset Replacements	\$45,218	\$0	\$45,218

<sup>1</sup> Financial reporting changed from monthly to quarterly reporting.

<sup>2</sup> Reimbursements also reported monthly in the Warrant List (Item A).

<sup>3</sup> Per Utility Billing Adjustments policy, a report will be presented to the Board if total credits in any fiscal year exceed \$25,000.

apCkHistDesc

## Check History Description Listing

Page: 1

Printed on: 05/07/2020 8:50AM

Dublin San Ramon Services District

From: 2/20/2020

To: 5/6/2020

Bank code: apbank

Date	Check #	Vendor	Description	Amount Paid	Check Total
02/20/2020	103513	00031 ALLIED FLUID PRODUCTS CORP	20-P006 FABRICATION OF PLATES TO FIX GAS	1,252.01	1,252.01
02/20/2020	103514	01013 BARRETT BUSINESS SERVICES	J. RUTHRUFF: WE 1/26/20	1,005.55	
			P. MULLEN: WE 01/26/20	969.76	
			S. MONTAGUE: W/E 01/26/20	702.00	
			N. POON: WE 01/26/20	486.40	
			A. GEHMLICH: WE 01/26/20	460.80	3,624.51
02/20/2020	103515	05491 TODD MILLISON	T. MILLISON COMPUTER LOAN 02/20/20	874.99	874.99
02/20/2020	103516	09039 KE NEWBERRY	K. BIAN REIMB EXP @ NOVATO SANITARY DIST	18.00	18.00
02/20/2020	103517	01403 PRAXAIR DISTRIBUTION INC 186	GAS AND CYLINDER RENTAL	161.60	
			GAS AND CYLINDER RENTAL	161.00	
			GAS AND CYLINDER RENTAL	94.15	
			GAS AND CYLINDER RENTAL	94.15	
			GAS AND CYLINDER RENTAL	-161.60	
			GAS AND CYLINDER RENTAL	-161.60	187.70
02/20/2020	103518	00745 CONNIE SANCHEZ	C. SANCHEZ REIMB EXP @ ENVIRONMENTAL ACC	218.06	218.06
02/20/2020	103519	02470 SHRED-IT USA LLC	SHREDDING SERVICE - SVC DATE 01/22/20	121.89	121.89
02/20/2020	103520	00762 TEST AMERICA LABORATORIES	SAMPLE ANALYSIS	150.00	150.00
02/20/2020	103521	00843 THE COVELLO GROUP INC	17-P004 T.O. 1 11/22/19 TO 12/26/19	57,171.76	57,171.76
02/20/2020	103522	08995 ROBERT THOMPSON	R. THOMPSON REIMB EXP FOR BACKFLOW TESTE	465.18	465.18
02/20/2020	103523	05026 UNIVAR SOLUTIONS USA INC.	50,005 SODIUM HYPO DELV 1-20-20	3,672.27	
			49983.000 LB DELV 1-28-20 WWTP SODIUM HY	3,670.66	
			49111.000 LB DELV 1-15-20 WWTP SODIUM HY	3,606.63	
			4799.221 GAL SOD HYPO DELV 1-23-20	3,524.45	
			135 GAL - SODIUM HYPOCHLORITE 12.5%	424.14	14,898.15

apCkHistDesc

Printed on: 05/07/2020 8:50AM

## Check History Description Listing

Dublin San Ramon Services District

From: 2/20/2020

To: 5/6/2020

Bank code: apbank

Date	Check #	Vendor	Description	Amount Paid	Check Total
02/20/2020	103524	07554 AIRGAS USA, LLC	REPAIR PARTS FOR SHOP SAW	1,225.92	
			REPAIR PARTS FOR SHOP SAW	254.36	
			FY20 BPO DIV53: WELDING SUPPLIES	205.69	1,685.97
02/20/2020	103525	09527 JENNIFER ALEXANDER	REFUND FOR 7633 FREDERIKSEN LN	114.50	114.50
02/20/2020	103526	01954 ANDERSON'S UNIFORMS	UNIFORM ITEMS FOR J. GENTRY	507.25	507.25
02/20/2020	103527	09492 APPLEONE	D. POPE: WE 01/26/20	1,600.38	
			D. CRAIGHEAD: WE 01/26/20	496.00	2,096.38
02/20/2020	103528	00622 AT&T	LAVWMA PHONE & DSL - FEB 2020	667.69	667.69
02/20/2020	103529	03049 BABBITT BEARING CO, INC	INFLUENT PUMP MODIFICATIONS/REPAIR	5,602.38	
			17-P004 SLUDGE PUMP ROTOR REPAIR	1,447.27	7,049.65
02/20/2020	103530	00091 & JUDSON BOLD, POLISNER, MA	MONTHLY LEGAL SERVICES - JAN 2020	11,468.19	11,468.19
02/20/2020	103531	09524 WILLIAM BOORD	REFUND FOR 7994 SERENA CT	206.48	206.48
02/20/2020	103532	07825 C & R TRUCKING INC.	HAULING REPAIR MATERIALS TO FOF YARD	4,530.21	4,530.21
02/20/2020	103533	00107 CALCO FENCE, INC.	PS3C REPAIR	1,253.00	1,253.00
02/20/2020	103534	00130 CASA	CASA - 2020 MEMBERSHIP RENEWAL THROUGH 1	16,711.00	16,711.00
02/20/2020	103535	09532 AARON CHAN	REFUND FOR 2222 CARBONDALE WAY	109.21	109.21
02/20/2020	103536	03997 CORRPRO COMPANIES, INC.	LAVWMA PIPELINE BIENNIAL CP SYSTEM SURVE	5,415.00	5,415.00
02/20/2020	103537	09540 DARBY GROUP PROPERTY MGM	REFUND FOR 5077 RASHELLE WAY	155.29	155.29
02/20/2020	103538	00237 EBMUD MAIL REMITTANCE DER	DERWA BILLING - NOV 2019	592,682.20	
			DERWA BILLING - DEC 2019	290,121.61	
			WATER SYSTEM ACCT SVC FOR DERWA(PROJ#083	11,341.60	
			WATER SYSTEM ACCT SVC FOR DERWA(PROJ#083	5,382.17	899,527.58
02/20/2020	103539	09536 RAJESH DUBEY	REFUND FOR 3267 CENTRAL PKWY	35.16	35.16
02/20/2020	103540	05583 ENPDES.COM & ASSOCIATES	CIWQS ESMR 2.0 & 2.5 COMPLIANCE LICENSIN	1,750.00	1,750.00

apCkHistDesc

## Check History Description Listing

Page: 3

Printed on: 05/07/2020 8:50AM

Dublin San Ramon Services District

From: 2/20/2020

To: 5/6/2020

Bank code: apbank

Date	Check #	Vendor	Description	Amount Paid	Check Total
02/20/2020	103541	00297 ENVIRONMENTAL EXPRESS LTD	LABORATORY SUPPLIES AND STANDARD SOLUTIO	46.32	46.32
02/20/2020	103542	00307 FAIRWAY EQUIPMENT & SUPPLY	07-3203 FLANGE CONNECCTION PARTS FOR FOG	1,421.65	1,421.65
02/20/2020	103543	02656 FASTENAL COMPANY	PPE VENDING MACHINE	452.38	
			PPE VENDING MACHINE	346.70	
			TOOLS	131.09	
			PPE VENDING MACHINE	10.79	
			S/S HCS 5/16-18X1 (QTY. 10) - BLOWOFF UP	7.65	948.61
02/20/2020	103544	00314 FEDEX	EXPRESS MAILING 1-29-20	63.99	63.99
02/20/2020	103545	00314 FEDEX	EXPRESS SHIPMENTS 1-28-20	9.51	9.51
02/20/2020	103546	09529 PATRICK GRIFFIN	11825 DUBLIN GREEN DR	125.98	125.98
02/20/2020	103547	09537 DARLENE GUILFORD	REFUND FOR 3574 CAPOTERRA WAY	389.70	389.70
02/20/2020	103548	00368 HACH COMPANY	LABORATORY SUPPLIES AND CHEMICALS	520.73	
			LABORATORY SUPPLIES AND CHEMICALS	217.93	738.66
02/20/2020	103549	03149 HDS WHITE CAP CONST SUPPLY	BUILDING A REMODEL - TRASH BUGGIES	1,413.29	1,413.29
02/20/2020	103550	06732 HIRERIGHT, INC.	EMPLOYMENT BACKGROUND SCREENING (LABORAT	137.06	137.06
02/20/2020	103551	07652 HUNT & SONS, INC.	COGEN OIL	3,543.63	3,543.63
02/20/2020	103552	04455 ISCO INDUSTRIES	DERWA SAND FILTER AIR LIFT PARTS	1,386.60	1,386.60
02/20/2020	103553	00474 KEN GRADY CO. INC.	SPARE CHLORINE ANALYZER	5,547.42	5,547.42
02/20/2020	103554	04873 KIMBALL MIDWEST	SHOP STOCK SUPPLIES	1,097.39	1,097.39
02/20/2020	103555	09523 KEVIN LEE	REFUND FOR 3365 IRONWOOD DR	1,539.22	1,539.22
02/20/2020	103556	05257 LENNAR COMMUNITIES	REFUND FOR 5810 F MIDNIGHT PL	142.56	
			REFUND FOR 5810 G MIDNIGHT PL	94.94	
			REFUND FOR 5655 APEX DR	87.04	
			REFUND FOR 5609 APEX DR	50.15	

apCkHistDesc

## Check History Description Listing

Page: 4

Printed on: 05/07/2020 8:50AM

Dublin San Ramon Services District

From: 2/20/2020

To: 5/6/2020

Bank code: apbank

Date	Check #	Vendor	Description	Amount Paid	Check Total
			REFUND FOR 5723 EL DORADO LN	49.57	424.26
02/20/2020	103557	09542 WEI LI	REFUND FOR 5097 ROWAN DR	177.60	177.60
02/20/2020	103558	09531 LIFE REALTY INC	REFUND FOR 3949 EMINENCE ST	44.25	44.25
02/20/2020	103559	03127 LUHDORFF & SCALMANINI INC.	TO 1: FALL 2019 MONITORING AND 2019 ANNU	6,865.00	6,865.00
02/20/2020	103560	05407 MALLORY SAFETY & SUPPLY LL	DIV56 BPO: MISC. SAFETY SUPPLIES & EQUI	2,048.47	2,048.47
02/20/2020	103561	06641 MANAGEMENT PARTNERS, INC.	PURCHASING PROCESS IMPROVEMENT 2019 - TA	12,072.99	
			PURCHASING PROCESS IMPROVEMENT 2019 - TA	3,793.75	
			20-A002 ERP CONVERSION 2019 - TASK ORDER	2,360.00	18,226.74
02/20/2020	103562	02166 MAZE & ASSOCIATES	ANNUAL REPORT OF FINANCIAL TRANSACTION (	1,200.00	
			LAVWMA AUDIT SVCS - JUNE 2019 (WORK IN J	1,000.00	2,200.00
02/20/2020	103563	00536 MC MASTER-CARR SUPPLY CO.	FITTINGS & CONTROL VALVE FOR UV RAM TEST	91.25	
			PRESSURE-RELIEF VALVE AND PRESSURE GUAGE	89.96	181.21
02/20/2020	103564	09539 KAI MIAO	REFUND FOR 3663 CENTRAL PKWY	32.10	32.10
02/20/2020	103565	04231 MSC INDUSTRIAL SUPPLY CO	PART FOR STOCK	17.09	
			CREDIT FOR MATERIAL	-13.79	3.30
02/20/2020	103566	09530 JACKSON MUHIRWE	REFUND FOR 5360 CAMPUS DR	77.05	77.05
02/20/2020	103567	00620 P G & E	MISC PUMP STATIONS, COMMERCE CIR ELEC &	18,610.48	
			FSL AERATORS; LAB HVAC; FLEET - JAN 2020	2,135.27	
			DISTRICT OFFICE ELECTRICITY - JAN 2020	1,934.73	
			PUMP STATION R200B ELECTRIC - FEB 2020	1,920.76	
			DO UTILITY BLDG ELECTRICITY - JAN 2020	167.40	
			PLEASANTON RECYCLED WATER TURNOUT - FEB	31.33	24,799.97
02/20/2020	103568	08356 PACE SUPPLY	STOCK ITEMS FOR FOF WAREHOUSE	2,318.18	
			STOCK ITEMS FOR FOF WAREHOUSE	974.24	
			CONCENTRIC REDUCE, 8X4 IN, MECH JOINT X	819.38	

apCkHistDesc

Printed on: 05/07/2020 8:50AM

## Check History Description Listing

Dublin San Ramon Services District

From: 2/20/2020

To: 5/6/2020

Bank code: apbank

Date	Check #	Vendor	Description	Amount Paid	Check Total
			AIR VENT SS SCREEN FIP 1"	109.25	4,221.05
02/20/2020	103569	09098 PATRIOT PEST MANAGEMENT	WWTP JAN '20 MONTHLY PEST SERVICE	491.00	
			WWTP DEC '19 MONTHLY PEST CONTROL SERVIC	491.00	
			WWTP PEST CONTROL FEB '20	491.00	
			FOF JAN '20 PEST CONTROL MONTHLY SERVICE	145.00	
			FOF PEST CONTROL FEB '20	145.00	1,763.00
02/20/2020	103570	07405 PERCHAK PROPERTIES	REFUND FOR 10893 MC PEAK LN	6.04	6.04
02/20/2020	103571	04211 PLATT ELECTRIC SUPPLY	BLDG A LED LIGHTING UPGRAD FIXTURES	6,156.28	
			PAX SYSTEM PUMPS RS 1A & 3A	1,016.08	
			REMOTE HMI MOUNTING KIT FOR FOUL AIR BLO	503.31	7,675.67
02/20/2020	103572	00663 PLEASANTON GARBAGE SVC IN	WWTP GARBAGE SERVICE & GRIT BOXES JAN '2	4,036.99	
			WEEKLY GARBAGE SERVICE @ FOF - JAN 2020	588.15	4,625.14
02/20/2020	103573	09023 QUENCH USA, INC.	WWTP WATER FILTRATION SERVICE (BLDG A &	131.10	
			DO WATER FILTRATION SERVICE (UNIT @ FOF)	65.55	196.65
02/20/2020	103574	04105 R & B COMPANY	4 FLG BASE 90 DI C110 *IMP* (QTY. 15) -	1,802.63	1,802.63
02/20/2020	103575	01775 R & B EQUIPMENT INC	MTR 85498083 RETURNED	1,689.90	1,689.90
02/20/2020	103576	00058 READYREFRESH	LAVWMA BOTTLED WATER SERVICE - FEB 2020	8.73	8.73
02/20/2020	103577	08869 RESTORATION MANAGEMENT C	DISTRICT OFFICE FLOOD REMEDIATION SERVIC	41,079.99	
			DISTRICT OFFICE FLOOD REMEDIATION SERVIC	26,663.93	
			DISTRICT OFFICE FLOOD REMEDIATION SERVIC	17,374.62	
			DISTRICT OFFICE FLOOD REMEDIATION SERVIC	17,258.23	102,376.77
02/20/2020	103578	09528 BEN RICE	REFUND FOR 6632 MAPLE DR	197.42	197.42
02/20/2020	103579	06866 ROUNDSTONE SOLUTIONS	NEXSAN ASSUREON RENEWAL 01/01/2020-12/31	11,995.00	11,995.00
02/20/2020	103580	09538 VIRAL SHAH	REFUND FOR 3639 CENTRAL PKWY	106.30	106.30
02/20/2020	103581	09526 STEVEN STAFFORD	REFUND FOR 8531 BRIARWOOD LN	32.86	32.86

apCkHistDesc

## Check History Description Listing

Page: 6

Printed on: 05/07/2020 8:50AM

Dublin San Ramon Services District

From: 2/20/2020

To: 5/6/2020

Bank code: apbank

Date	Check #	Vendor	Description	Amount Paid	Check Total
02/20/2020	103582	02444 DEPT LA 1368 STAPLES ADVANT	RESTOCK FOF OFFICE SUPPLIES - PENS & COP	270.86	270.86
02/20/2020	103583	09541 WEIQIAO SUN	REFUND FOR 3045 BLACKBERRY AVE	89.76	89.76
02/20/2020	103584	08848 TEECOM	CIP 18-P009 : PROF SRVS THRU 9-30-19 SE	400.00	400.00
02/20/2020	103585	00862 TIFCO INDUSTRIES	FACILITIES SUPPLIES	450.16	450.16
02/20/2020	103586	00920 VASCO ROAD LANDFILL	UNLOADING OF WWTP SOLIDS/GRIT:FEB '20	408.90	408.90
02/20/2020	103587	00924 VERIZON WIRELESS	CELL PHN SVC AND EQUPTMNT CHARGES 01/04/	4,884.74	4,884.74
02/20/2020	103588	00933 VWR INTERNATIONAL, INC.	LABORATORY SUPPLIES AND CHEMICALS	652.34	
			LABORATORY SUPPLIES AND CHEMICALS	169.97	
			LABORATORY SUPPLIES AND CHEMICALS	120.18	942.49
02/20/2020	103589	09534 JINLIAN WANG	REFUND FOR 3308 MONAGHAN ST	59.79	59.79
02/20/2020	103590	09543 WENDY CHEN PROPERTY MANA	REFUND FOR 336 ADELAIDE HILLS CT	137.00	137.00
02/20/2020	103591	02884 WEST VALLEY CONSTRUCTION	19-W004 PLANNED REPLACEMENT WORK - 7256	117,835.19	
			7256 VILLAGE PKWY REPAIR WORK PERFORMED	33,175.51	151,010.70
02/20/2020	103592	09533 YIHENG YANG	REFUND FOR 4362 JORDAN RANCH DR	78.24	78.24
02/20/2020	103593	09261 ZHIXIA YOU	REFUND FOR 8164 CARDIFF DR	105.61	105.61
02/20/2020	103594	09525 ZHUO YUHAO	REFUND FOR 7819 HILLROSE DR	214.74	214.74
02/20/2020	103595	00987 ATTN: ACCOUNTING ZONE 7 WA	12-W016 7/1/19 TO 12/28/19 CONTRACT O&M	92,067.95	92,067.95
02/27/2020	103596	09040 ANDERSON PACIFIC ENGINEERI	17-P004 - PP#10 01/01-31/20 & ACME STOP	469,376.81	469,376.81
02/27/2020	103597	01013 BARRETT BUSINESS SERVICES	P. MULLEN: WE 02/02/20	1,551.62	
			S. MONTAGUE: W/E 02/02/20	643.50	
			J. RUTHRUFF: WE 02/02/20	642.20	
			N. POON: WE 02/02/20	486.40	
			A. GEHMLICH: WE 02/02/20	486.40	
			M. ZAKLAN: WE 01/26/20	416.00	4,226.12

apCkHistDesc

## Check History Description Listing

Page: 7

Printed on: 05/07/2020 8:50AM

Dublin San Ramon Services District

From: 2/20/2020

To: 5/6/2020

Bank code: apbank

Date	Check #	Vendor	Description	Amount Paid	Check Total
02/27/2020	103598	05524 HERMAN CHEN	H. CHEN REIMB EXP @ CSMFO 01/28-31/20	153.55	153.55
02/27/2020	103599	00937 GRAINGER, INC.	DERWA PLANT MF/UV PARTS FOR INSTRUMENTAT	447.79	
			HYPO INJECTION PUMP MOTOR REPLACEMENT	374.61	822.40
02/27/2020	103600	03853 ICMA	ICMA 457 DEFERRED COMPENSATION: PAYMENT	57,385.57	
			ICMA 457 DEFERRED COMPENSATION: PAYMENT	40.00	57,425.57
02/27/2020	103601	00439 IUOE LOCAL 39	LOCAL 39 UNION DUES: PAYMENT	4,728.03	4,728.03
02/27/2020	103602	06850 BRIAN JOHNSON	B. JOHNSON REIMB EXP FOR PARTS NEEDED @	223.78	223.78
02/27/2020	103603	00473 KEMIRA WATER SOLUTIONS INC	45219.999 LB FERROUS CHLORIDE DELV 1-31-	15,680.47	
			CREDIT FOR RETURNED PRODUCT 8.30 CALCULA	-8,083.71	7,596.76
02/27/2020	103604	00628 PACIFIC WATER RESOURCES	20-W026 REPLACEMENT PUMP NO. 2 AT PUMP S	33,763.09	33,763.09
02/27/2020	103605	00666 RUDY PORTUGAL	R. PORTUGAL COMPUTER LOAN 02/27/2020	1,205.74	1,205.74
02/27/2020	103606	06643 WEIR TECHNICAL SERVICES	MANAGEMENT SERVICES - JAN. 2020	8,245.29	8,245.29
02/27/2020	103608	02702 4712 ALLIED / AMS	BUILDING A LOCKER ROOM MATERIALS	303.50	303.50
02/27/2020	103609	01719 A & M PRINTING, INC.	FULFILLMENT (ASSEMBLY): WATER HERO PACKE	1,032.41	
			#10 LEFT WINDOW ENVELOPES-1 SIDE/QUANTIT	251.34	1,283.75
02/27/2020	103610	07554 AIRGAS USA, LLC	GAS AND CYLINDER RENTAL	565.43	
			REPAIR PART FOR SHOP SAW	31.68	597.11
02/27/2020	103611	09451 ALLSTEEL INC	19-A005 BASE INFEED 6FT SEALTIGHT CABLE	635.13	
			19-A005 BASE INFEED 6FT SEALTIGHT CABLE	70.57	705.70
02/27/2020	103612	09492 APPLEONE	D. POPE: WE 02/02/20	1,736.00	
			D. CRAIGHEAD: WE 02/02/20	744.00	2,480.00
02/27/2020	103613	08663 AWARDS NETWORK	EMPLOYEE SERVICE AWARD - D. MCINTYRE & J	273.13	273.13
02/27/2020	103614	06389 BAY AREA GOLF & INDUSTRIAL \	CART COVERS	2,279.62	2,279.62
02/27/2020	103615	08684 BIOGAS ENGINEERING	16-P028 T.O. 1 1/31/20 SERVICES	10,068.31	10,068.31



apCkHistDesc

Printed on: 05/07/2020 8:50AM

## Check History Description Listing

Dublin San Ramon Services District

From: 2/20/2020

To: 5/6/2020

Bank code: apbank

Date	Check #	Vendor	Description	Amount Paid	Check Total
02/27/2020	103616	06195 CALIFORNIA PRODUCT STEWAR	CPSC - 2019-2020 ASSOCIATE FEES	1,000.00	1,000.00
02/27/2020	103617	01085 CALPERS LONG-TERM CARE PR	LONG-TERM CARE: PAYMENT	68.12	68.12
02/27/2020	103618	00105 DEPT 34261 CAL-STEAM	BLDG A REMODEL - LOCKER ROOM	394.47	394.47
02/27/2020	103619	09376 CASA BELLA	FINAL PAYMENT- EMPLOYEE RECOGNITION EVEN	11,370.56	11,370.56
02/27/2020	103620	05410 CENTRAL CONTRA COSTA SANIT	16-R018 CCCSD PERMIT APPLICATION FEE	4,614.00	4,614.00
02/27/2020	103621	01167 CITY OF DUBLIN	LANDSCAPE SERVICES FOR DSRSD - NOV 2019	11,164.09	22,328.18
			LANDSCAPE SERVICES FOR DSRSD - DEC 2019	11,164.09	
02/27/2020	103622	01167 CITY OF DUBLIN	LS1 RELOCATION FCNDV0211	839.64	839.64
02/27/2020	103623	09158 CLAREMONT EAP	EE ASSISTANCE: MARCH 2020 CHARGES	377.00	377.00
02/27/2020	103624	09297 COMPUTER COURAGE INC.	LAVWMA WEBSITE UPGRADE - DEC. 2019 - JAN	2,133.00	2,133.00
02/27/2020	103625	08926 CORT	DO FLOOD FOF CUBICLE RENTAL JANUARY 2020	4,610.49	4,610.49
02/27/2020	103626	08924 CRYSTAL COMMUNICATIONS	EMERGENCY COMMAND CENTER WALKIE TALKIE C	856.56	856.56
02/27/2020	103627	06686 D-A LUBRICANT COMPANY	OIL SAMPLE KITS	480.26	480.26
02/27/2020	103628	06700 DETECTOR SERVICE CENTER, II	DECTECTOR SERVICES	35.00	35.00
02/27/2020	103629	00260 DUBLIN CHAMBER OF COMMERCE	DUBLIN CHAMBER OF COMMERCE - 2020 MEMBER	1,040.00	1,040.00
02/27/2020	103630	00307 FAIRWAY EQUIPMENT & SUPPLY	LARGER ZOELLER PUMP W/3" FLANGE	1,501.34	2,062.19
			POLYMER MANIFOLD REBUILD PARTS	560.85	
02/27/2020	103631	02656 FASTENAL COMPANY	#110 PUMP STUD REPAIR	90.38	90.38
02/27/2020	103632	00314 FEDEX	OVERNIGHT PACKAGE SENT TO NEW LAB TECH 0	26.15	36.02
			EXPRESS SHIPPING	9.87	
02/27/2020	103633	02914 STATE OF CALIFORNIA FRANCHI	FRANCHISE TAX BOARD: PAYMENT	150.00	150.00
02/27/2020	103634	03149 HDS WHITE CAP CONST SUPPLY	60"X9" 3/8" PEA GRAVEL AND PINE WOOD EXC	812.66	812.66
02/27/2020	103635	07523 ID ARCHITECTURE	16-A004 T.O. 3 DECEMBER DESIGN SERVICES	2,134.69	2,134.69

apCkHistDesc

## Check History Description Listing

Page: 9

Printed on: 05/07/2020 8:50AM

Dublin San Ramon Services District

From: 2/20/2020

To: 5/6/2020

Bank code: apbank

Date	Check #	Vendor	Description	Amount Paid	Check Total
02/27/2020	103636	07848 JARVIS, FAY & GIBSON, LLP	GENERAL COUNSEL SVCS - JAN. 2020	3,605.00	3,605.00
02/27/2020	103637	01225 KAESER COMPRESSORS, INC	DERWA UV COMPRESSOR FILTERS	1,130.47	1,130.47
02/27/2020	103638	03958 LIVERMORE AUTO GROUP	#38 SEAT BELTS	279.79	279.79
02/27/2020	103639	06641 MANAGEMENT PARTNERS, INC.	20-A002 ERP CONVERSION 2019 - TASK ORDER	1,595.00	
			PURCHASING PROCESS IMPROVEMENT 2019 - TA	1,567.50	3,162.50
02/27/2020	103640	00536 MC MASTER-CARR SUPPLY CO.	AIR LIFT O-RINGS	78.89	
			PIPE NIPPLES FOR PS 200A LEAK REPAIR	23.43	102.32
02/27/2020	103641	04231 MSC INDUSTRIAL SUPPLY CO	PARTS FOR SUMP PUMP LIFTING DEVICE	704.35	
			DERWA AIR LIFT PARTS	639.08	
			SHOP CONSUMABLES	132.01	1,475.44
02/27/2020	103642	08881 MURCO MANAGEMENT, INC.	LS1 LANDSCAPE RESTORATION	8,400.00	8,400.00
02/27/2020	103643	04796 NAPA AUTO PARTS	#89 MARKER LAMP	13.37	
			#95 AIR FILTER	9.00	22.37
02/27/2020	103644	00620 P G & E	LAVWMA PS FEEDER A - FEB 2020	81,570.24	
			DEPARTING LOAD NON-BYPASSABLE CHARGES -	594.47	
			LAVWMA PIPELINE & LIVERMORE LINE - FEB 2	578.43	
			RESERVOIR 3A ELECTRICITY - JAN 2020	49.38	82,792.52
02/27/2020	103645	08356 PACE SUPPLY	2" D-40 COMBO AIR VALVES, 1" D-40 COMBO	7,323.25	
			3" MNPT X 2-1/2" NHF ROCKER LUG (QTY. 12	1,785.12	
			4" DUCTILE COMPANION FLANGE DOMESTIC (QT	961.40	
			BOLTED SADDLE (QTY. 5), 10 GA BLUE COATE	540.79	
			BOLTED SADDLE (QTY. 3)	337.58	
			AIR VENT SS SCREEN FIP 1" (QTY. 12)	327.75	
			CATHODIC INSULATION HANDYCAP (QTY. 14)	42.06	
			HYDRANT CAP GASKET 2-1/2"	27.31	11,345.26

apCkHistDesc

## Check History Description Listing

Page: 10

Printed on: 05/07/2020 8:50AM

Dublin San Ramon Services District

From: 2/20/2020

To: 5/6/2020

Bank code: apbank

Date	Check #	Vendor	Description	Amount Paid	Check Total
02/27/2020	103646	09503 PETASENSE INC	VIBRATION MONITORING TEST	27,377.78	27,377.78
02/27/2020	103647	09557 FARZANA POYAN	REFUND FOR 5993 HILLBROOK PL	609.75	609.75
02/27/2020	103648	04105 R & B COMPANY	5X5' FLGXFLG DI SPOOL (QTY. 25) - ARLING	5,872.19	
			PARTS FOR ARLINGTON REPAIR	2,710.58	
			8X4 MJXFLG REDUCER (QTY 14)	1,820.11	
			17-W002 EDGE DRAIN	729.79	
			4 FF NEOPRENE GASKET (QTY. 100) - BLOWOF	327.75	11,460.42
02/27/2020	103649	06886 RALPH ANDERSEN & ASSOCIATE	AGM RECRUITMENT SERVICES	2,800.00	2,800.00
02/27/2020	103650	00058 READYREFRESH	FOF BOTTLED WATER SERVICE - FEB 2020	150.78	150.78
02/27/2020	103651	00058 READYREFRESH	BLDG T BOTTLED WATER SERVICE - JAN 2020	10.91	10.91
02/27/2020	103652	08339 SAN FRANCISCO ELEVATOR INC	DIV53 PO: ELEVATOR ROUTINE MAINTENANCE	503.45	
			ELEVATOR ROUTINE MAINTENANCE DEC 2019	492.00	995.45
02/27/2020	103653	08010 SLOAN SAKAI YEUNG & WONG L	LABOR RELATED LEGAL FEES (01/20)	192.15	192.15
02/27/2020	103654	07894 SST BENEFITS CONSULTING	KHAW - 457 UNIVERSITY ON 1/29/20	250.00	
			CHANG - 457 UNIVERSITY ON 01/29/20	250.00	500.00
02/27/2020	103655	02444 DEPT LA 1368 STAPLES ADVANT	MINIMOOS, SUGAR, HOT CHOCOLATE	57.69	57.69
02/27/2020	103656	00810 STUDIO BLUE REPROGRAPHICS	16-R018 CONTRACT DOCUMENT	409.91	409.91
02/27/2020	103657	05433 TAYLOR MORRISON	MTR 65615498 RETURNED	1,138.93	1,138.93
02/27/2020	103658	05824 TJC AND ASSOCIATES, INC.	16-W012 T.O. 4 PROFESSIONAL SVCS THROUGH	16,892.93	16,892.93
02/27/2020	103659	01806 U.S. BANK EQUIPMENT FINANCE	COPIER LEASE LAB/CUST SVC/EXEC - 02/01/2	1,680.26	1,680.26
02/27/2020	103660	00903 UNITED RENTALS, INC.	CHIPPER: TILE STRIPPER & DEMO HAMMER FOR	486.17	486.17
02/27/2020	103661	01222 IRS UNITED STATES TREASURY	GARNISHMENT - IRS: PAYMENT	420.50	420.50
02/27/2020	103662	00556 UNITED WAY OF THE BAY AREA	UNITED WAY: PAYMENT	115.38	115.38

apCkHistDesc

## Check History Description Listing

Page: 11

Printed on: 05/07/2020 8:50AM

Dublin San Ramon Services District

From: 2/20/2020

To: 5/6/2020

Bank code: apbank

Date	Check #	Vendor	Description	Amount Paid	Check Total
02/27/2020	103663	06004 VANGUARD CLEANING SYSTEM	FY20 JANITORIAL SERVICES FOR WWTP, DO & FEB '20 JANITORIAL SERVICES FOR FOD FY20 LAVWMA JANITORIAL SERVICES	3,295.00 2,845.00 495.00	6,635.00
02/27/2020	103664	08423 WATERTALENT LLC	R. GAMBLE: WE 02/02/20	6,675.00	6,675.00
02/27/2020	103665	04061 WAXIE SANITARY SUPPLY	HAND SANITIZER FOR WWTP	148.34	148.34
03/02/2020	8189	05511 DISBURSEMENT UNIT CALIFORNIA	CHILD SUPPORT GARNISHMENT: PAYMENT	699.23	699.23
03/02/2020	1001510371	00494 PERS	RETIREMENT: PAYMENT	103,278.59	103,278.59
03/03/2020	20213553	00558 IRS - PAYROLL TAXES	FEDERAL WITHHOLDING TAXES: PAYMENT	423.33	423.33
03/03/2020	41977360	00558 IRS - PAYROLL TAXES	FEDERAL WITHHOLDING TAXES: PAYMENT	157,024.72	157,024.72
03/03/2020	778807328	00559 EDD - PAYROLL	CALIFORNIA STATE TAXES: PAYMENT	31,449.08	31,449.08
03/03/2020	1047242784	00559 EDD - PAYROLL	CALIFORNIA STATE TAXES: PAYMENT	40.00	40.00
03/04/2020	9079680	00591 QUADIENT, INC.	POSTAGE ADVANCE 03/04/20	500.00	500.00
03/05/2020	103666	01013 BARRETT BUSINESS SERVICES	P. MULLEN: WE 02/09/20 S. MONTAGUE: W/E 02/09/20 M. ZAKLAN: WE 02/09/20 N. POON: WE 02/09/20 A. GEHMLICH: WE 02/09/20	2,366.21 780.00 704.00 486.40 486.40	4,823.01
03/05/2020	103667	03614 CAROLLO ENGINEERS INC.	07-3203 T.O. 2 1/1/20 TO 1/31/20	3,118.00	3,118.00
03/05/2020	103668	00335 LEVI FULLER	REFUND TO L. FULLER'S FASTRACK VIOLATION	30.00	30.00
03/05/2020	103669	00937 GRAINGER, INC.	MANUAL STARTER FOR DERWA PLANT SUMP PUMP 120/240 VAC OPEN DRIP PROOF MULTI-STAGE NETWORK CABLE FOR WWTP WIRELESS ACCESS P BUFFER SOLUTIONS, ELECTRODE STORAGE SOLU	1,780.53 722.87 258.60 59.70	2,821.70
03/05/2020	103670	04424 GRAYBAR ELECTRIC COMPANY	SHOP STOCK MATERIAL	1,443.33	

apCkHistDesc

## Check History Description Listing

Page: 12

Printed on: 05/07/2020 8:50AM

Dublin San Ramon Services District

From: 2/20/2020

To: 5/6/2020

Bank code: apbank

Date	Check #	Vendor	Description	Amount Paid	Check Total
			PARTS FOR LJS OUTFALL FLOOD LIGHT	824.00	
			MTW WIRE FOR BUCKET & PANEL WIRING	665.67	
			ELECTRICAL SHOP STOCK MATERIAL	55.18	
			ELECTRICAL SHOP STOCK MATERIAL	20.12	
			1" CONDUIT LOCKNUTS	13.17	3,021.47
03/05/2020	103671	03602 SPENCER HALLIDAY	S. HALLIDAY REIMB EXP FOR MECHANICAL TEC	220.00	220.00
03/05/2020	103672	00386 HDR ENGINEERING INC.	2019 WATER CAPACITY RESERVE FEE STUDY 12	6,714.80	6,714.80
03/05/2020	103673	01242 INFOSEND, INC	BILL INSERT MALING: MISC. BILL INSERTS	172.56	
			BILL INSERT MALING: FOG-TRICLOSAN-NOV	166.81	339.37
03/05/2020	103674	00473 KEMIRA WATER SOLUTIONS INC	48560.001 LB FERROUS CHLORIDE SHIPPED 2-	7,450.65	7,450.65
03/05/2020	103675	00478 FLORENCE KHAW	F. KHAW REIMB EXP @ NCBPA MTG 02/27/20	6.00	6.00
03/05/2020	103676	09039 KE NEWBERRY	K. BIAN REIMB EXP @ CSMFO 01/28/20-01/31	1,325.32	1,325.32
03/05/2020	103677	01078 STEFANIE OLSON	S. OLSON MILEAGE REIMB CLAIM @ NCBPA MTG	105.79	105.79
03/05/2020	103678	05026 UNIVAR SOLUTIONS USA INC.	5000.522 GAL SOD HYPO DELV 2-7-20	3,651.35	
			4899.822 GAL SOD HYPO DELV 2-7-20	3,583.66	7,235.01
03/05/2020	103679	05490 JESSIE VALDEZ	J. VALDEZ MILEAGE REIMB @ INTERVIEW PANE	88.39	88.39
03/05/2020	103680	05127 VISION SERVICE PLAN - CA (VSF	MARCH 2020 - VISION	3,021.97	3,021.97
03/05/2020	103681	01044 CLIPPER CONTROLS INC. AMETI	WWTP CHLORINE TANK LEVELS	3,484.41	3,484.41
03/05/2020	103682	09492 APPLEONE	D. POPE: WE 02/08/20	2,170.00	
			D. CRAIGHEAD: WE 02/08/20	744.00	2,914.00
03/05/2020	103683	06349 ARCSINE ENGINEERING	16-A005 T.O. 1 1/1/20 TO 1/31/20	4,591.84	4,591.84
03/05/2020	103684	00057 DEPT: 999239 ARMA INTERNATI	ARMA 2020 MEMBERSHIP RENEWAL - NICOLE GE	220.00	220.00
03/05/2020	103685	01568 ASBURY ENVIRONMENTAL SVCS	FY20 BPO DIV53: HAZARDOUS MATERIAL REMOV	65.00	65.00
03/05/2020	103686	06211 ASSOCIATED SERVICES CO.	MONTHLY BEVERAGE DELIVERY SERVICE FOR DO	241.10	241.10

apCkHistDesc

## Check History Description Listing

Page: 13

Printed on: 05/07/2020 8:50AM

Dublin San Ramon Services District

From: 2/20/2020

To: 5/6/2020

Bank code: apbank

Date	Check #	Vendor	Description	Amount Paid	Check Total
03/05/2020	103687	00622 AT&T	ADJUST INV#000011771084	195.88	
			C3 - TELE SVCS 01/13/20 - 02/12/20	428.11	
			C3 - T1 WWTP TO PS300 DV THRU 9/13/18 -	384.89	
			C3 - T1 WWTP TO PS300 DV THRU 11/13/18 -	261.48	
			C3 - T1 WWTP TO PS300 DV THRU 12/13/18 -	261.47	
			C3 - T1 WWTP TO PS300 DV THRU 10/13/18 -	261.43	
			C3 - T1 WWTP TO PS300 DV THRU 8/13/18 -	261.34	
			C3 - T1 WWTP TO PS300 DV THRU 02/13/19-0	19.65	
			C3 - T1 WWTP TO PS300 DV THRU 03/13/19-0	19.55	
			C3 - T1 WWTP TO PS300 DV THRU 04/13/19-0	19.55	
			C3 - T1 WWTP TO PS300 DV THRU 01/13/19-0	-149.63	
			C3 - T1 WWTP TO PS300 DV THRU 7/13/18 -	-1,535.61	428.11
03/05/2020	103688	08428 CAL ENGINEERING & GEOLOGY,	19-W004 T.O. 1 1/1-1/31/2020	8,805.70	8,805.70
03/05/2020	103689	05404 CALIFORNIA FIRST AID & SAFET	FIRST AID SUPPLIES REPLENISHED	200.42	
			FIRST AID SUPPLIES REPLENISHED	150.27	
			FIRST AID SUPPLIES REPLENISHED	73.09	
			FIRST AID SUPPLIES REPLENISHED	52.55	
			FIRST AID SUPPLIES REPLENISHED	49.44	525.77
03/05/2020	103690	01167 CITY OF DUBLIN	DEPOSIT FOR REPAIR @ INTERSECTION OF ARN	5,000.00	5,000.00
03/05/2020	103691	03995 CORELOGIC SOLUTIONS, LLC	METROSCAN BILLING FOR MONTH OF DECEMBER	324.58	
			METROSCAN BILLING FOR THE MONTH OF JANUA	324.58	649.16
03/05/2020	103692	00241 DGS OFS SVC REVOLVING FUNE	NATURAL GAS SERVICE @ WWTP - JAN 2020	33,925.53	33,925.53
03/05/2020	103693	09547 EHS INTERNATIONAL, INC	AERIAL LIFT TRAINING	750.00	750.00
03/05/2020	103694	05495 EWING IRRIGATION & LANDSCAI	DROUGHT GARDEN MATERIAL	106.74	
			DROUGHT GARDEN MATERIAL	99.75	
			DROUGHT GARDEN IRRIGATION PIECES	37.82	244.31

apCkHistDesc

## Check History Description Listing

Page: 14

Printed on: 05/07/2020 8:50AM

Dublin San Ramon Services District

From: 2/20/2020

To: 5/6/2020

Bank code: apbank

Date	Check #	Vendor	Description	Amount Paid	Check Total
03/05/2020	103695	00307 FAIRWAY EQUIPMENT & SUPPLY	PLANT AIR COOLING SYSTEM INSULATION	3,270.42	3,270.42
03/05/2020	103696	02656 FASTENAL COMPANY	PPE VENDING MACHINE	25.03	25.03
03/05/2020	103697	03149 HDS WHITE CAP CONST SUPPLY	PARTS FOR BO UPGRADE	371.73	371.73
03/05/2020	103698	07652 HUNT & SONS, INC.	RED 1380 & WHITE 501 DIESEL DELV 2-13-20	4,785.24	
			FUEL 87	2,012.56	6,797.80
03/05/2020	103699	03958 LIVERMORE AUTO GROUP	#21 DASH CLUSTER	840.33	840.33
03/05/2020	103700	05406 MAAS BROTHERS POWDER CO/	POWDER COATING WORK FOR NEW LAZER ENGRAV	325.00	325.00
03/05/2020	103701	08659 MACLEOD WATTS INC.	VALUATION OF POST-EMPLOYMENT BENEFIT PRO	7,600.00	7,600.00
03/05/2020	103702	00536 MC MASTER-CARR SUPPLY CO.	TUBE FITTINGS FOR PS4B AND RES 1, PAX SY	56.59	
			NEW AIR DRYER INSTALL AT SF	22.64	79.23
03/05/2020	103703	04231 MSC INDUSTRIAL SUPPLY CO	AIR LIFT TUBING & PLASTIC WELD FILLER F	451.68	
			SHACKELS FOR MECANISM TO PULL UP AIR LIF	59.58	
			REPAIR PARTS FOR SHOP EQUIPMENT	46.28	557.54
03/05/2020	103704	04796 NAPA AUTO PARTS	#94 LIGHTS	112.13	
			STOCK ORDER	72.17	184.30
03/05/2020	103705	02757 NATIONAL SAFETY COUNCIL	NATIONAL SAFETY COUNCIL MEMBERSHIP EXP D	657.00	657.00
03/05/2020	103706	00620 P G & E	MISC PUMP STNS, RESERVOIRS, TO'S ELEC -	43,494.99	
			DUBLIN LIFT STN (NEW LS1) ELECTRICITY -	214.09	
			RESERVOIR R200 ELECTRICITY - FEB 2020	39.14	43,748.22
03/05/2020	103707	08356 PACE SUPPLY	FLG REDUCER AC CL	163.88	163.88
03/05/2020	103708	04211 PLATT ELECTRIC SUPPLY	ADMIN BUILDING DIMMERS	1,065.02	
			SHOP STOCK MATERIAL	115.27	1,180.29
03/05/2020	103709	05543 PREFERRED BENEFIT INSURAN	MARCH 2020 - DENTAL	23,450.10	23,450.10
03/05/2020	103711	00708 RESTEK CORP - % FULTON BANI	LABORATORY SUPPLIES AND STANDARD SOLUTIO	698.38	698.38

apCkHistDesc

## Check History Description Listing

Page: 15

Printed on: 05/07/2020 8:50AM

Dublin San Ramon Services District

From: 2/20/2020

To: 5/6/2020

Bank code: apbank

Date	Check #	Vendor	Description	Amount Paid	Check Total
03/05/2020	103712	02444 DEPT LA 1368 STAPLES ADVANT	MISC OFFICE SUPPLIES - FOF RESTOCK	289.52	
			ADHESIVE POCKETS	43.89	
			POCKET FOLDERS FOR FOD VEHICLES	37.04	
			POLY ZIP POCKETS FOR DOOR TAGS IN FOD VE	18.29	
			STAPLES TOPWINDER CORRECTION TAPE 10/PAC	9.68	398.42
03/05/2020	103713	06240 SWINERTON BUILDERS	19-A005 T.O. 1 1/1/20 - 1/31/20	43,805.86	43,805.86
03/05/2020	103714	06650 TOKAY SOFTWARE	TOKAY WEB TEST REPORT ENTRIES JAN 2020	27.00	27.00
03/05/2020	103715	01470 TRI-VALLEY HOSE	PARTS FOR REPAIRS	1,318.07	1,318.07
03/05/2020	103716	08696 TSI POWER	UPS FOR BLDG H	5,497.00	5,497.00
03/05/2020	103717	00933 VWR INTERNATIONAL, INC.	LABORATORY SUPPLIES AND CHEMICALS	334.81	
			LABORATORY SUPPLIES AND CHEMICALS	245.86	
			LABORATORY SUPPLIES AND CHEMICALS	245.86	826.53
03/05/2020	103718	08423 WATERTALENT LLC	R. GAMBLE: WE 02/09/20	6,586.00	6,586.00
03/05/2020	103719	05814 YORKE ENGINEERING, LLC	16-A005 AIR QUALITY SUPPORT JANUARY 2020	246.75	246.75
03/05/2020	103720	00987 ATTN: ACCOUNTING ZONE 7 WA	TREATED WATER SERVICE FOR PERIOD OF 01/0	1,080,909.43	
			FEBRUARY 2020 CONNECTION FEES	811,854.20	1,892,763.63
03/05/2020	3052020	03718 HR SIMPLIFIED	IRS 125 02/12/20 - 03/04/20 POS/DCA/FSA	4,787.29	4,787.29
03/10/2020	99998	01111 CALPERS	MARCH 2020 - ER CODE 7316 (NON-PERS)	2,245.12	2,245.12
03/10/2020	99999	01111 CALPERS	MARCH 2020 - ER CODE 0740 (PERS)	229,554.05	229,554.05
03/12/2020	103721	07832 CAROL ATWOOD	C. ATWOOD MILEAGE REIMB CLAIM FOR JAN &	162.09	162.09
03/12/2020	103722	01013 BARRETT BUSINESS SERVICES	S. MONTAGUE: W/E 02/16/2020	1,150.50	
			B. YENOKIDA: WE 2/16/20	703.57	
			M. ZAKLAN: WE 02/16/20	608.00	
			A. GEHMLICH: WE 02/16/20	486.40	
			N. POON: WE 02/16/20	486.40	3,434.87



apCkHistDesc

## Check History Description Listing

Page: 16

Printed on: 05/07/2020 8:50AM

Dublin San Ramon Services District

From: 2/20/2020

To: 5/6/2020

Bank code: apbank

Date	Check #	Vendor	Description	Amount Paid	Check Total
03/12/2020	103723	07954 BENEFIT COORDINATORS CORP	3/20 - EE LIFE & DISABILITY INSURANCE PR	11,540.30	11,540.30
03/12/2020	103724	00299 ENVIRONMENTAL RESOURCE A	PROFICIENCY TESTING SAMPLE AND STANDARD	3,148.31	3,148.31
03/12/2020	103725	04691 INC. EQUIFAX INFORMATION SV	REGULATORY RECOVERY FEE/SECURITY MONITOR	289.10	289.10
03/12/2020	103726	03146 MICHELLE GALLARDO	M. GALLARDO REIMB EXP @ PARMA CONFERENCE	150.85	150.85
03/12/2020	103727	00937 GRAINGER, INC.	SWITCH FOR NEW QUINCY DRYER SF AIR	435.54	443.94
			MINI USB CABLE FOR FLUKE METER	8.40	
03/12/2020	103728	04424 GRAYBAR ELECTRIC COMPANY	SHOP STOCK MATERIAL	1,362.76	2,042.84
			MATERIAL RETURN FOR LAVWMA VIBRATION UPG	257.15	
			SHOP STOCK MATERIAL	191.54	
			REPLACE DAMAGED 1000V SCREWDRIVER	84.29	
			MATERIAL FOR LAVWMA VIBRATION PANEL UPGR	73.04	
			1" SS LOCK WASHERS	38.82	
			STACKED SWITCH FOR NEW FLOOD LIGHT ON LJ	35.24	
03/12/2020	103729	03853 ICMA	ICMA 457 DEFERRED COMPENSATION: PAYMENT	57,120.52	57,120.52
03/12/2020	103730	01242 INFOSEND, INC	STATEMENTS MAILED/EPB SERVICE/ADRESS CHA	2,306.04	2,306.04
03/12/2020	103731	00843 THE COVELLO GROUP INC	17-P004 T.O. 1 12/27/19 TO 1/30/20	64,817.38	68,994.88
			16-R018 T.O. 5 12/27/19 TO 1/30/20	1,950.00	
			18-P010 T.O. OC-10 12/27/19 TO 1/30/20	1,657.50	
			19-P001 T.O. 4 12/27/19 TO 1/30/20	570.00	
03/12/2020	103732	05026 UNIVAR SOLUTIONS USA INC.	120 GAL - FOD SODIUM HYPOCHLORITE 12.5%	413.12	413.12
03/12/2020	103733	00957 WEST YOST & ASSOCIATES	07-3203 T.O. OC-18 1/4/20 TO 2/7/20	7,458.00	8,886.00
			T.O. NO. 5 TO AGMT A17-15 - PFPA 134 AT	1,428.00	
03/12/2020	103734	03536 U S BANK/ CORP PMT SYSTEMS	QTY (1) LENOVO YOGA X1 W/DOCK FOR JAN LE	2,425.66	1,581.76
			2020 MANAGEMENT RETREAT - VENUE FINAL PA	1,703.37	
			19-A005 AED EQUIPMENT	1,581.76	

apCkHistDesc

## Check History Description Listing

Page: 17

Printed on: 05/07/2020 8:50AM

Dublin San Ramon Services District

From: 2/20/2020

To: 5/6/2020

Bank code: apbank

Date	Check #	Vendor	Description	Amount Paid	Check Total
			2020 MANAGEMENT RETREAT - VENUE FINAL PA	1,562.82	
			19-A005 SAMSUNG TVS, WALL MOUNTS, RECYCL	1,422.31	
			QTY (1) LG 75" TV AND (6) WALL MOUNTS FO	1,415.25	
			2019 ANNUAL RECOGNITION AWARDS (EOY & TO	1,355.95	
			HOTEL FOR C. SANCHEZ - NELAC INSTITUTE C	1,135.07	
			20-P006 DIGESTER HYDROSTATIC FLOOR VALVE	1,035.40	
			PAYMENT FOR SOUND WAVE MOBILE DJ - FOR E	1,000.00	
			R. THOMPSON - CROSS-CONNECTION SPECIALIS	960.00	
			REGISTRATION FOR BAXTER & ORTEGA - WATER	933.75	
			ANDERSEN, S. - PREP CLASS FOR GR IV EXAM	850.00	
			S. OLSON - SUPERVISOR/MGMT TRAINING IN M	850.00	
			FIBER OPTIC TERMINATIONS FOR UNICAM	779.03	
			HOTEL STAY AT ST REGIS FOR CASA CONFEREN	758.67	
			SPRING 2020 ACWA REG - D. MCINTYRE	725.00	
			STEPHENSON - ACWA 2020 SPRING CONFERENCE	725.00	
			TOOLS FOR FACILITIES (BRIAN)	692.51	
			CABLE FOR THE INSULGARD COMMUNICATIONS I	685.87	
			BULK ENGRAVING PLASTIC FOR NEW ENGRAVER	672.21	
			CASA WINTER CONF JEFF HOTEL	659.61	
			TOUR TRANSPORTATION 03/30/20 - VALLEY WA	639.21	
			DROUGHT GARDEN - PLANTS	634.00	
			DROUGHT GARDEN PROJECT - CONCRETE	626.23	
			PARTS FOR FLUSHING	616.88	
			BLEVINS - 2020 CAPIO ANNUAL CONFERENCE R	615.00	
			CWEA CONFERENCE FOR HEIDI	550.00	
			THOMPSON - HOTEL FOR CROSS-CONNECTION EX	526.70	
			S. ROBERSON REGISTRATION FOR CWEA ANNUAL	525.00	
			K. BAXTER REGISTRATION FOR CWEA ANNUAL C	525.00	
			BUILDING A LOCKER ROOM MATERIALS	507.36	

apCkHistDesc

## Check History Description Listing

Page: 18

Printed on: 05/07/2020 8:50AM

Dublin San Ramon Services District

From: 2/20/2020

To: 5/6/2020

Bank code: apbank

Date	Check #	Vendor	Description	Amount Paid	Check Total
			STEPHENSON - ACWA 2020 SPRING CONFERENCE	501.04	
			IEEE ELECTRICAL SAFETY WORKSHOP CONFEREN	460.00	
			SEVILLA, V. AND CASTRO A. - SUPERVISOR 1	450.00	
			STEPHENSON - CASA 2020 WINTER CONFERENCE	439.74	
			BLEVINS - CASA 2020 WINTER CONFERENCE LO	439.74	
			CONTAINMENT PALLET FOR BLDG D-NEW PIG CO	428.67	
			DOOR LOCK FOR FOD REPAIR	426.99	
			DEPOSIT AT HOTEL FOR CASA CONFERENCE - G	379.33	
			FR TRAFFIC RATED RAIN GEAR	338.68	
			EXHAUST FAN FOR NEW LASER ENGRAVER	334.90	
			PORTABLE EQUIPMENT LOG BOOK BOXES	331.97	
			AMP METER & IMPACT ADAPTER FOR INST TECH	328.58	
			SANCHEZ - 2020 FORUM ON ENVRIONMNETAL AC	308.96	
			PORTABLE TOILET RENTAL 02/04/20 - 03/02/	299.00	
			BUILDING A LOCKER ROOM SUPPLIES	290.04	
			ONLINE JOB ADVERTISEMENT- INSTRUMENTATIO	290.00	
			STEPHENSON - ACWA 2020 LEGISLATIVE SYMPO	290.00	
			STEPHENSON - ACWA BOARD MEETING 01/30/20	286.47	
			SIGNAL ISOLATOR/CONDITIONER FOR FOG SYST	286.24	
			LLANTIN: MEMBERSHIP & E/I-2 CERTIFICATE	286.00	
			ATWOOD - CSMFO 2020 ANNUAL CONFERENCE -	285.48	
			S. ANDERSON CONFINED SPACE TRAINING	275.00	
			D. PEARSON CONFINED SPACE TRAINING	275.00	
			L. GOSS CONFINED SPACE TRAINING	275.00	
			JASON MILLER CONFINED SPACE TRAINING	275.00	
			FLOOD LIGHT FOR ALAMO CREEK LJS OUTFALL	271.26	
			34TH ANNUAL EE RECOGNITION EVENT PRIZES	266.60	
			TECHSMITH RENEWAL FOR SNAGIT MAINTENANCE	264.04	
			WWTP CLEANING SUPPLIES ORDERED BY A GARC	260.59	

apCkHistDesc

## Check History Description Listing

Page: 19

Printed on: 05/07/2020 8:50AM

Dublin San Ramon Services District

From: 2/20/2020

To: 5/6/2020

Bank code: apbank

Date	Check #	Vendor	Description	Amount Paid	Check Total
			SAFETY SHOES FOR T. JOHNSON	250.00	
			ELECTRIC SHOP REMODEL SUPPLIES	250.00	
			SAFETY SHOES FOR D. PETTINICHIO	250.00	
			ONLINE JOB POSTING - MAINTENANCE WORKER	249.00	
			L. FULLER WINERY	241.63	
			19-W005 QUOTE PG429793 CUSTOMER SERVICE	232.66	
			CATT OUTDOOR CABLE FOR WIRING WWTP WAP	229.41	
			OFFICE SUPPLIES	227.08	
			BUILDING A LED LIGHTING UPGRADE-MATERIAL	227.05	
			SUPERVISOR 101 TRAINING - S. QUINLAN	225.00	
			DROUGHT GARDEN MATERIALS	223.98	
			SUPPLIES FOR CCTV	221.36	
			CWEA COLLECTION SYSTEM MAINT. GRADE 4 CE	220.00	
			3 WATER STRAINER PARTS	219.50	
			R. THOMPSON - CROSS-CONNECTION CERT EXAM	210.00	
			T. LEONARDO - CROSS-CONNECTION EXAM ON 0	210.00	
			O-RINGS #110 & #109	209.40	
			FR PANTS FOR EM WORK	207.55	
			REFRESHMENTS AND SUPPLIES FOR EMPLOYEE R	200.09	
			SAFETY SHOES FOR J. CHALK	199.28	
			CWEA MEMBERSHIP RENEWAL STEVE DELIGHT	192.00	
			K. BAXTER CWEA MEMBERSHIP RENEWAL 2020-2	192.00	
			S. KOZANDA CWEA MEMBERSHIP RENEWAL	192.00	
			LGOSS: MEMBERSHIP RENEWAL, EXP 02/29/20	192.00	
			ILOPEZ: MEMBERSHIP RENEWAL, EXP 03/31/20	192.00	
			JLANKFORD: MEMBERSHIP RENEWAL, EXP 03/31	192.00	
			L. FULLER WINERY	189.60	
			BLDG A REMODEL LOCKER ROOM MATERIAL	178.52	
			FR WORK JEANS	169.32	

apCkHistDesc

## Check History Description Listing

Page: 20

Printed on: 05/07/2020 8:50AM

Dublin San Ramon Services District

From: 2/20/2020

To: 5/6/2020

Bank code: apbank

Date	Check #	Vendor	Description	Amount Paid	Check Total
			#110 REPAIR	169.04	
			HOLGUIN, J. PROTECTIVE FOOTWEAR	163.88	
			BOTTLE JACKS FOR COGEN SPRING REPLACEMENT	163.46	
			COLLECTIONS LAW SEMINAR REGISTRATION - C	159.00	
			CASA WINTER CONF JEFF RENTAL CAR	158.67	
			HOTEL DEPOSIT FOR K. BAXTER - CWEA ANNUA	151.42	
			HOTEL DEPOSIT FOR S. ROBERSON - CWEA ANN	151.42	
			HOTEL FOR HEIDI (CWEA - 50% BILLING)	151.42	
			K. MOHAN DEFENSIVE DRIVING TRAINING 2-21	150.00	
			TIRE TOOLS FOR FLEET SHOP	147.18	
			BUILDING A LOCKER ROOM REMODEL	146.58	
			18" ADJ WRENCH, STRETCH WRAP 5"X1000' &	145.39	
			ONLINE JOB POSTING - MAINTENANCE WORKER	145.00	
			DECHLOR STRIP 6X36 HI-VISBLTY ORAN (QTY.	142.03	
			1 SINGLE DOMAIN SSL CERT -2 YR GIS01.DS	127.98	
			OFFICE SUPPLIES FOR CIP DO ACCTG	123.54	
			OFFICE SUPPLIES	121.80	
			OFFICE SUPPLIES	120.86	
			OFFICE SUPPLIES	120.03	
			FUEL FOR TRUCK 110	120.00	
			MINERAL OIL FOR OPS	117.45	
			GALLARDO - CSRMA BOARD MTG. 01/20/20 - 0	117.27	
			OFFICE SUPPLIES FOR DO PI 01 23 20	113.87	
			HARD HAT DSRSD STICKERS	113.84	
			OFFICE SUPPLIES	112.93	
			FUEL FOR TRUCK 109	112.70	
			19-A005 WALL MOUNT FOR NEW CS COUNTER	109.24	
			MEDIA CONVERTER FOR FLEET COMPUTERS AND	107.92	
			34TH ANNUAL EE RECOGNITION EVENT SUPPLIE	105.42	

apCkHistDesc

## Check History Description Listing

Page: 21

Printed on: 05/07/2020 8:50AM

Dublin San Ramon Services District

From: 2/20/2020

To: 5/6/2020

Bank code: apbank

Date	Check #	Vendor	Description	Amount Paid	Check Total
			ONLINE JOB POSTING - INSTRUMENTATION TEC	105.00	
			FUEL FOR TRUCK 110	100.00	
			CWEA CERTIFICATE RENEWAL CSM-3, 2020-202	99.00	
			T. LEONARDO - WATER DIST OPERATOR GRADE	99.00	
			L. FULLER CALISTOGA	96.98	
			TOOLS	92.74	
			FUEL FOR TRUCK 110	91.76	
			BLDG A REMODEL LOCKER ROOMS	89.26	
			E. GUTIERREZ CWEA CERTIFICATE RENEWAL -	89.00	
			FUEL FOR TRUCK #110	86.40	
			WIRE WHEELS FOR PAINTING PUMPS IN FRONT	86.18	
			FUEL FOR TRUCK 109	84.57	
			STEPHENSON & BLEVINS - CASA 2020 WINTER	84.00	
			FUEL FOR TRUCK 110	82.83	
			DROUGHT GARDEN PROJECT MATERIALS	82.66	
			OFFICE SUPPLIES	81.58	
			KHAW - NCBPA MEETING AND MEMBERSHIP RENE	80.00	
			IT TEAM BUILDING	78.28	
			BLUETOOTH STEREO SPEAKER FOR SCADA LAB C	76.82	
			TNI MEMBERSHIP - DIANE	75.00	
			SYMPATHY FLOWERS - S. STEPHENSON	74.29	
			FOD TOTES FOR CHRISTMAS DECORATIONS	74.12	
			INSPECTOR SUPPLIES - TAPE MEASURES	73.29	
			OFFICE SUPPLIES	72.44	
			SUPPLIES FOR VEHICLE #1	72.43	
			REPLACEMENT FOR MISSING SHOVELS	69.83	
			GENERAL TOOLS/SUPPLIES (WIRE STRIPPER,	68.72	
			TRAILER FOR FLEET	68.03	
			SOLDING IRON PARTS & CONSUMABLES TO ALLO	64.72	

apCkHistDesc

## Check History Description Listing

Page: 22

Printed on: 05/07/2020 8:50AM

Dublin San Ramon Services District

From: 2/20/2020 To: 5/6/2020

Bank code: apbank

Date	Check #	Vendor	Description	Amount Paid	Check Total
			GASOLINE - DISTRICT POOL VEHICLE VAN	62.51	
			VELCRO STRIPS, MAKO DRIVER KIT, DEWALT 1	62.16	
			SHOE DRYER & OIL	61.15	
			OPERATIONS CONTROL SYSTEMS SPECIALIST RE	59.36	
			TAGS FOR METERS - CARDSTOCK, PRE WIRED 6	58.99	
			REPLACEMENT LEATHERMAN FOR A. ORTEGA	58.98	
			CHEN - CSMFO 2020 ANNUAL CONFERENCE TRAN	58.32	
			TOOLS FOR FACILITIES (TEMP)	57.90	
			OFFICE SUPPLIES FOR DO	56.84	
			VIDEO ADAPTORS FOR COMPUTER INTERFACE TO	55.57	
			BLDG A REMODEL	55.49	
			ANNUAL STATE OF CITY ADDRESS REGISTRATIO	55.00	
			REGISTRATION FOR ANNUAL STATE OF CITY AD	55.00	
			QTY (1) SPARE LENOVO AC ADAPTER FOR JAN	54.68	
			HOLE SAW BITS FOR DUMPSTER WHEEL REPAIR	53.98	
			ATWOOD - CSMFO CONFERENCE 1/31/20 - TRAN	53.48	
			LIQUID CHLORINE	50.26	
			FACEBOOK AD FOR "WORKING @ DSRSD" VIDEO	50.00	
			GASOLINE - DISTRICT POOL VEHICLE	48.58	
			CHEN - CSMFO 2020 ANNUAL CONFERENCE TRAN	12.09	
			EC SINK PARTS	12.06	
			STEPHENSON & BLEVINS - CASA 2020 WINTER	11.73	
			PARTS FOR BLOW OFFS	10.82	
			LOCKS FOR BREAKERS FOR LOTO AND A CASE T	10.64	
			ZIPLOC STORAGE BAG - QUART	9.82	
			PARKING FEE - DMC 1 31 2020 BACWA MEETIN	7.00	
			FMCSA - DRUG & ALCOHOL CLEARINGHOUSE QUE	6.25	
			HAND SANITIZER FOR BLDG S	5.59	
			OFFICE SUPPLIES	4.73	

apCkHistDesc

## Check History Description Listing

Page: 23

Printed on: 05/07/2020 8:50AM

Dublin San Ramon Services District

From: 2/20/2020

To: 5/6/2020

Bank code: apbank

Date	Check #	Vendor	Description	Amount Paid	Check Total
			APPLE ICLOUD STORAGE FOR FEBRUARY 2020 -	0.99	
			GALLARDO - CSRMA BOARD MTG. 01/20/20 - 0	0.02	
			CREDIT - DROUGHT GARDEN FORMS	-61.98	
			CREDIT FOR CHANGE OF PRESCRIPTION	-104.21	
			PART RETURNED	-106.10	
			CREDIT PUG J. CHING	-175.00	
			REFUND OF 1 NIGHTS HOTEL STAY FOR GVL	-328.21	
			OTTERBOX DEFENDER CASE FOR ON-CALL PHONE	48.54	
			GALLARDO - CSRMA BOARD MTG. 01/20/20 - 0	48.00	
			QTY (1) IPHONE CASE FOR LAVWMA ON CALL P	43.69	
			FLARING TOOL 3/16 TO 3/4 TUBING	43.68	
			QTY (1) IPHONE CHARGING CABLE AND (1) CH	43.68	
			PAINTING SUPPLIES	43.63	
			PROP 65 SIGNS	42.98	
			FUEL FOR TRUCK 106	42.05	
			CABLE CONNECTORS FOR UV	40.88	
			ATWOOD - CSMFO 2020 ANNUAL CONFERENCE TR	40.00	
			LARGE HOLE SAW AND ARBOR FOR CONDUIT FOR	39.81	
			#53 GMC PAINT	39.69	
			COMBINED ELEC, OPS & MECH COORDINATION M	39.00	
			HOSE & NOZZLE FOR FLEET SHOP	38.17	
			CABLE TIE MOUNTS FOR RUNING CABLE INSIDE	38.01	
			ADMIN SERVICES LUNCH MEETING 02/05/20 EX	36.31	
			ARV PARTS	35.68	
			GASOLINE - DISTRICT POOL VEHICLE #106	35.03	
			QTY (1) OTTERBOX IPHONE CASE JAN LEE	33.15	
			PRO SUBSCRIPTION (FEBRUARY 2020)	33.00	
			INSPECTOR SUPPLIES - USB CARD READERS TO	32.73	
			INSPECTOR SUPPLIES - EXTERNAL CD DRIVE	31.67	



apCkHistDesc

## Check History Description Listing

Page: 24

Printed on: 05/07/2020 8:50AM

Dublin San Ramon Services District

From: 2/20/2020

To: 5/6/2020

Bank code: apbank

Date	Check #	Vendor	Description	Amount Paid	Check Total
			HARD HAT FOR D. SILVA	31.12	
			STEPHENSON - CASA 2020 WINTER CONFERENCE	30.00	
			BLEVINS - CASA 2020 WINTER CONFERENCE AI	30.00	
			BLEVINS - CASA 2020 WINTER CONFERENCE AI	30.00	
			STEPHENSON - CASA 2020 WINTER CONFERENCE	30.00	
			REFERENCE BOOK - TUCSON WATER TURNAROUND	29.50	
			GALLARDO - CSRMA BOARD MTG. 01/20/20 - 0	28.51	
			GASOLINE - DISTRICT POOL VEHICLE	27.67	
			CHEN - CSMFO 2020 ANNUAL CONFERENCE TRAN	27.37	
			CARD PUNCH FOR SECURITY ID CARDS	27.30	
			OFFICE SUPPLIES - P-TOUCH LABEL MAKER TA	27.29	
			GLUE FOR SHOP USE	26.93	
			AMAZON - PI - 30 BLUE/GOLD CERT HOLDERS	26.65	
			FMCSA - DRUG & ALCOHOL CLEARINGHOUSE QUE	25.00	
			REPLENISHMENT AMOUNT 2/14/20	25.00	
			HIGH LEVERAGE CUTTERS	21.82	
			LP VALVE BOX PUMMP REPLACEMENT HOSE	21.41	
			OLSON - CROSS-CONNECTION CERT RENEWAL -	20.00	
			CHECK VALVE PUMP FOR PSR20A	17.47	
			SUPPLIES FOR EMPLOYEE RECOGNITION EVENT	17.30	
			DSRSD.INFO DNS REGISTRATION RENEWAL	15.99	
			MATERIAL FOR REPAIRING INSTRUMENTATION	15.97	
			CASA WINTER CONF JEFF - MEAL	15.94	
			PERSONAL BOOKS PURCHASED/EMPLOYEE REIMB	14.95	
			STEPHENSON - ACWA COMMUNICATION COMMITTEE	14.56	
			STEPHENSON - CASA 2020 WINTER CONFERENCE	14.40	
			CASA WINTER CONF JEFF - MEAL	12.67	53,698.33
03/12/2020	103735	00019 A-1 ENTERPRISES	LAVWMA: WEEKLY STREET SWEEPING - FEB 202	394.00	

apCkHistDesc

## Check History Description Listing

Page: 25

Printed on: 05/07/2020 8:50AM

Dublin San Ramon Services District

From: 2/20/2020

To: 5/6/2020

Bank code: apbank

Date	Check #	Vendor	Description	Amount Paid	Check Total
			2/21/20 STREET SWEEPING - WWTP	250.00	644.00
03/12/2020	103736	07510 ALL-CAL EQUIPMENT SERVICES	CRANE CERTIFICATION	830.00	830.00
03/12/2020	103737	06552 SOLUTIONS INC. AMERICAN COI	AQUAHAWK V12.06 STANDARD FOR MARCH 2020	2,421.00	2,421.00
03/12/2020	103738	01954 ANDERSON'S UNIFORMS	UNIFORM ITEMS FOR JOSH GENTRY	598.08	598.08
03/12/2020	103739	09492 APPLEONE	D. POPE: WE 02/15/20	2,170.00	
			D. CRAIGHEAD: WE 02/16/20	744.00	2,914.00
03/12/2020	103740	00622 AT&T	MANAGED INTERNET SERVICES 02/01/20-02/2	2,170.07	
			AT&T VIOP SERVICE DO 02/01/20-02/29/20	98.81	
			AT&T VIOP SERVICE CC 02/01/20-02/29/20	98.79	2,367.67
03/12/2020	103741	01085 CALPERS LONG-TERM CARE PR	LONG-TERM CARE: PAYMENT	68.12	68.12
03/12/2020	103742	09432 CITY AUTO SUPPLY	WIPER BLADES FOR NEW FORD TRUCKS - STOCK	132.94	132.94
03/12/2020	103743	09076 D. W. NICHOLSON	PROGRESSIVE JANUARY BILLING	10,778.39	10,778.39
03/12/2020	103744	06686 D-A LUBRICANT COMPANY	OIL	4,810.49	4,810.49
03/12/2020	103745	00280 ECOWATER SYSTEMS	3-20 OPS LAB WATER SOFTNER EXCHANGE TANK	217.20	
			3-20 RO TANKS (QTY 2) EXCHANGE ON A QTRL	21.00	238.20
03/12/2020	103746	05495 EWING IRRIGATION & LANDSCAI	IRRIGATION PARTS - DROUGHT GARDEN	25.94	25.94
03/12/2020	103747	02656 FASTENAL COMPANY	SOCKET SETS	426.25	
			LIFTING HARDWARE FOR REMOVING AND INSTAL	37.06	463.31
03/12/2020	103748	02914 STATE OF CALIFORNIA FRANCHI	FRANCHISE TAX BOARD: PAYMENT	150.00	150.00
03/12/2020	103749	00368 HACH COMPANY	LABORATORY SUPPLIES AND CHEMICALS	63.04	63.04
03/12/2020	103750	09171 HIRESTORY	DSRSD VIRTUAL TOUR VIDEOS	12,100.00	12,100.00
03/12/2020	103751	03428 HOPKINS TECHNICAL PRODUCT	SPARE FLUORIDE ANALYZER FOR FOD	8,283.86	8,283.86
03/12/2020	103752	07523 ID ARCHITECTURE	19-A005 T.O. OC-7 JANUARY DESIGN SERVICE	22,928.01	
			16-A004 T.O. 3 JANUARY DESIGN SERVICES	1,845.10	24,773.11

apCkHistDesc

## Check History Description Listing

Page: 26

Printed on: 05/07/2020 8:50AM

Dublin San Ramon Services District

From: 2/20/2020

To: 5/6/2020

Bank code: apbank

Date	Check #	Vendor	Description	Amount Paid	Check Total
03/12/2020	103753	08659 MACLEOD WATTS INC.	BREAKOUT OF GROUPS FOR 2019 OPEB FUNDING	1,855.00	1,855.00
03/12/2020	103754	05666 MARSHALL BROTHERS ENTERP	MTR 65495585 RETURN	988.54	988.54
03/12/2020	103755	04231 MSC INDUSTRIAL SUPPLY CO	SHOP EQUIPMENT SUPPLIES	156.85	156.85
03/12/2020	103756	04796 NAPA AUTO PARTS	506E	160.03	
			402G & WIRE STRIPPER	107.99	
			FLEET STOCK	81.61	
			402G	21.84	371.47
03/12/2020	103757	09552 NEXXSOL	ADOBE ACROBAT PRO DC FOR ENTERPRISE MISA	2,530.00	2,530.00
03/12/2020	103758	00620 P G & E	PUMP STATION R200A ELECTRICITY - FEB 202	2,239.91	
			DO UTILITY BLDG GAS SERVICE - FEB 2020	67.19	
			RESERVOIR R100 DERWA TANK 1 - MAR 2020	40.24	
			ALAMO TRUNK SEWER ELECTRICITY - FEB 2020	17.32	
			DISTRICT OFFICE GAS SERVICE - FEB 2020	8.11	2,372.77
03/12/2020	103759	04211 PLATT ELECTRIC SUPPLY	ELECTRIC SHOP TOOL	599.78	599.78
03/12/2020	103760	01195 POWERSTRIDE BATTERY CO., IN	#108	97.65	97.65
03/12/2020	103761	03115 R & S ERECTION OF CONCORD I	INSTALL ONE NEW SET OF LIMIT CAMS ON THE	370.00	
			MAIN GATE BROKE A LIMIT SWITCH AND GEARS	226.00	596.00
03/12/2020	103762	03115 R & S ERECTION OF CONCORD I	GATES HAVING SAME PROBLEMS: NEW GEAR BOX	231.20	
			FOD GATE IS NOT WORKING: MADE ADJUSTMENT	199.00	430.20
03/12/2020	103763	00058 READYREFRESH	LAB BOTTLED WATER SERVICE - FEB 2020	71.43	71.43
03/12/2020	103764	00058 READYREFRESH	BLDG T BOTTLED WATER SERVICE - FEB 2020	10.91	10.91
03/12/2020	103765	08339 SAN FRANCISCO ELEVATOR INC	ELEVATOR SERVICE WWTP & JOHNSON DRIVE	503.45	503.45
03/12/2020	103766	08646 SAUSAL CORPORATION	19-A005&16-A004-PP#7 FOR 02/01/20-02/29/	1,015,394.06	1,015,394.06
03/12/2020	103767	02698 SHAMROCK OFFICE SOLUTIONS	FREIGHT FOR TONER - EQUIP#10811/SERIAL#C	11.47	11.47

apCkHistDesc

## Check History Description Listing

Page: 27

Printed on: 05/07/2020 8:50AM

Dublin San Ramon Services District

From: 2/20/2020

To: 5/6/2020

Bank code: apbank

Date	Check #	Vendor	Description	Amount Paid	Check Total
03/12/2020	103768	00837 TELSTAR INSTRUMENTS, INC.	FOD REMOTE SITES CONTROL PROGRAMMING PRO	17,070.00	17,070.00
03/12/2020	103769	01222 IRS UNITED STATES TREASURY	GARNISHMENT - IRS: PAYMENT	420.50	420.50
03/12/2020	103770	00556 UNITED WAY OF THE BAY AREA	UNITED WAY: PAYMENT	115.38	115.38
03/12/2020	103771	00912 OCC SERVICES VALLEY CARE H	PRE-EMPLOYMENT PHYSICALS - B. YENOKIDA	168.00	
			PRE-EMPLOYMENT PHYSICALS & MISC SERVICES	151.00	
			DOT PHYSICAL - RON FREITAS	100.00	
			DOT PHYSICAL - JOHN BAGAKIS	100.00	
			PRE-EMPLOYMENT PHYSICALS - S. LEE	98.00	617.00
03/12/2020	103772	00920 VASCO ROAD LANDFILL	UNLOADING OF WWTP SOLIDS/GRIT:2-20 THRU	601.46	601.46
03/12/2020	103773	08261 WATER OPCERT SCHOOL	6 REGISTRATIONS FOR 2-DAY DISTRIBUTION O	1,200.00	1,200.00
03/12/2020	103774	07463 WESTERN HYDROSTATICS, INC.	DREDGE RAM REBUILD~	2,057.05	2,057.05
03/12/2020	3122020	03718 HR SIMPLIFIED	IRS 125 02/12/20 - 03/04/20 POS/FSA	5,639.83	5,639.83
03/16/2020	8191	05511 DISBURSEMENT UNIT CALIFORN	CHILD SUPPORT GARNISHMENT: PAYMENT	699.23	699.23
03/16/2020	790000742	01676 BANK OF AMERICA	BANK ACCOUNT ANALYSIS - FEB. 2020	349.05	349.05
03/16/2020	1001522905	00494 PERS	RETIREMENT: PAYMENT	103,977.01	103,977.01
03/17/2020	11629455	00558 IRS - PAYROLL TAXES	FEDERAL WITHHOLDING TAXES: PAYMENT	165,436.00	165,436.00
03/17/2020	490387488	00559 EDD - PAYROLL	CALIFORNIA STATE TAXES: PAYMENT	33,819.79	33,819.79
03/19/2020	103775	03460 ACCO ENGINEERED SYSTEMS II	FY20 HVAC QUARTERLY MAINTENANCE CONTRACT	556.00	
			DERWA FEB 20202 HVAC QUARTERLY MAINTENAN	556.00	
			WWTP FEB 2020 HVAC QUARTERLY MAINTENANCE	413.00	
			FOF FEB 2020 HVAC QUARTERLY MAINTENANCE	369.00	1,894.00
03/19/2020	103776	00031 ALLIED FLUID PRODUCTS CORP	COGEN HEAT LOOP PUMP SEAL	366.38	366.38
03/19/2020	103777	01013 BARRETT BUSINESS SERVICES	P. MULLEN: WE 02/16/20	2,249.84	
			P. MULLEN: WE 02/23/20	814.60	

apCkHistDesc

## Check History Description Listing

Page: 28

Printed on: 05/07/2020 8:50AM

Dublin San Ramon Services District

From: 2/20/2020

To: 5/6/2020

Bank code: apbank

Date	Check #	Vendor	Description	Amount Paid	Check Total
			B. YENOKIDA: W/E 2-23-20	734.16	
			S. MONTAGUE: W/E 02/23/20	604.50	
			N. POON: WE 02/23/20	486.40	
			A. GEHMLICH: WE 02/23/20	486.40	
			M. ZAKLAN: WE 02/23/20	377.60	5,753.50
03/19/2020	103778	03614 CAROLLO ENGINEERS INC.	18-P002 TO OC-17 WWTP ELEC SYS STUDIES/D	6,319.50	6,319.50
03/19/2020	103779	01623 EAST BAY DISCHARGERS AUTH	OPEB AND CALPERS PENSION UAL LUMP SUM	135,708.62	135,708.62
03/19/2020	103780	04691 INC. EQUIFAX INFORMATION SV	REGULATORY RECOVERY FEE/SECURITY MONITOR	368.64	368.64
03/19/2020	103781	04727 EVOQUA WATER TECH. LLC	DERWA MEMCLEAN EXA2 55-GAL (2 DRUMS)	1,600.00	1,600.00
03/19/2020	103782	00335 LEVI FULLER	L. FULLER REIMB EXP @ WEF UTILITY MGMT C	247.81	247.81
03/19/2020	103783	03146 MICHELLE GALLARDO	M. GALLARDO REIMB EXP @ CALGOVHR CONFERE	84.53	84.53
03/19/2020	103784	00937 GRAINGER, INC.	BOXES FOR CRANE INSPECTION FORMS	156.93	156.93
03/19/2020	103785	01242 INFOSEND, INC	STATEMENTS MAILED/EPB SERVICE/ADRESS CHA	5,115.88	5,115.88
03/19/2020	103786	00473 KEMIRA WATER SOLUTIONS INC	20919.663 KG FERROUS CHLORIDE DELV 2-26-	7,655.18	
			21500.261 KG FERROUS CHLORIDE DELV 2/26/	6,535.15	14,190.33
03/19/2020	103787	01171 MCGUIRE & HESTER	19-P001 RELEASE RETENTION (FROM PO#01012	8,500.00	8,500.00
03/19/2020	103788	07109 DANIEL MCINTYRE	D. MCINTYRE MILEAGE REIMB CLAIM FOR FEB.	84.10	84.10
03/19/2020	103789	01293 PK SAFETY SUPPLY	SAFETY VESTS	697.01	697.01
03/19/2020	103790	01403 PRAXAIR DISTRIBUTION INC 186	GAS AND CYLINDER RENTAL	85.56	85.56
03/19/2020	103791	08995 ROBERT THOMPSON	R. THOMPSON REIMB EXP @ CROSS CONNECTION	442.29	442.29
03/19/2020	103792	00957 WEST YOST & ASSOCIATES	17-P004 T.O. 3 1/4/20 TO 2/7/20	14,714.61	
			16-R018 T.O. OC-13 1/4/20 TO 2/7/20	1,284.76	15,999.37
03/19/2020	103793	01719 A & M PRINTING, INC.	POSTCARD MAILING - POLLUTION PREVENTION	9,843.15	
			PRINTING: BILL INSERT - DRUG DROP	1,271.03	11,114.18

apCkHistDesc

## Check History Description Listing

Page: 29

Printed on: 05/07/2020 8:50AM

Dublin San Ramon Services District

From: 2/20/2020

To: 5/6/2020

Bank code: apbank

Date	Check #	Vendor	Description	Amount Paid	Check Total
03/19/2020	103794	07554 AIRGAS USA, LLC	PURGING DIGSTER #2 GAS AND CYLINDER RENTAL	1,190.88 -316.46	874.42
03/19/2020	103795	07510 ALL-CAL EQUIPMENT SERVICES	ANNUAL CERTIFICATIONS	6,277.50	6,277.50
03/19/2020	103796	02158 AMADOR VALLEY INDUSTRIES	DO GARBAGE SVC - FOR FEB. 2020	751.67	751.67
03/19/2020	103797	09492 APPLEONE	D. POPE: WE 02/23/20 D. CRAIGHEAD: WE 02/23/20	2,170.00 744.00	2,914.00
03/19/2020	103798	09590 ART AND SANDY GARCIA	LCP 19-044 REFUND FOR REGIONAL&LOCAL SEW	6,641.60	6,641.60
03/19/2020	103799	06211 ASSOCIATED SERVICES CO.	COFFEE SERVICE FOR OPERATIONS DEPT	659.70	659.70
03/19/2020	103800	00622 AT&T	C3 - TELE SVCS 02/13/20-03/12/20	428.09	428.09
03/19/2020	103801	05097 BATTERIES PLUS	BATTERIES FOR FLASHLIGHT TRUCK 29	6.83	6.83
03/19/2020	103802	00091 & JUDSON BOLD, POLISNER, MA	MONTHLY LEGAL SERVICES - FEB 2020	6,745.00	6,745.00
03/19/2020	103803	02865 BRENNTAG PACIFIC INC	30 50# BAGS CITRIC ACID DELV 2-25-20	1,914.61	1,914.61
03/19/2020	103804	08996 CASA EDUCATION FOUNDATION	2020 ANNUAL CASA SCHOLARSHIP CONTRIBUTIO	1,000.00	1,000.00
03/19/2020	103805	05410 CENTRAL CONTRA COSTA SANIT	16-R018 INSPECTION FEE AT MANGOS DR	6,371.00	6,371.00
03/19/2020	103806	09158 CLAREMONT EAP	EE ASSISTANCE: APRIL 2020 CHARGES	377.00	377.00
03/19/2020	103807	00212 CUMMINS PACIFIC LLC.	FUEL LINE SEALS FOR 750 KV GEN	134.57	134.57
03/19/2020	103808	00237 EBMUD MAIL REMITTANCE DER	DERWA BILLING - JAN 2020	220,036.68	220,036.68
03/19/2020	103809	09201 DST CONTROLS	SCADA, DMZ, & CORP HISTORIANS UPGRADE &	1,040.00	1,040.00
03/19/2020	103810	00277 EAST BAY MUNICIPAL UTILITY DI	LAVWMA LEWELLING WTR & SWR 01/08/20 - 03	184.55	184.55
03/19/2020	103811	07102 EJ USA, INC.	LAVWMA WORKDAY PROJECT	7,392.84	7,392.84
03/19/2020	103812	05495 EWING IRRIGATION & LANDSCAI	PARTS FOR BLOW OFF REPAIRS DROUGHT GARDEN MATERIAL	162.55 65.05	227.60
03/19/2020	103813	00307 FAIRWAY EQUIPMENT & SUPPLY	FITTINGS FOR WATER PUMP STATIONS	436.75	436.75

apCkHistDesc

## Check History Description Listing

Page: 30

Printed on: 05/07/2020 8:50AM

Dublin San Ramon Services District

From: 2/20/2020

To: 5/6/2020

Bank code: apbank

Date	Check #	Vendor	Description	Amount Paid	Check Total
03/19/2020	103814	02656 FASTENAL COMPANY	PPE VENDING MACHINE	662.62	
			PPE VENDING MACHINE	389.86	
			PPE VENDING MACHINE	389.41	1,441.89
03/19/2020	103815	06247 GROENIGER & CO	PARTS FOR BLOWOFF UPGRADES	2,251.46	2,251.46
03/19/2020	103816	03149 HDS WHITE CAP CONST SUPPLY	CUTBACK FOR WINDEMERE PKWY HYDRANT VALVE	19.65	19.65
03/19/2020	103817	06791 HYLAND SOFTWARE, INC.	PROFESSIONAL SERVICES	322.50	322.50
03/19/2020	103818	00536 MC MASTER-CARR SUPPLY CO.	GENERAL SUPPLIES	55.55	55.55
03/19/2020	103819	04231 MSC INDUSTRIAL SUPPLY CO	SEAL WATER VALVES - INFLUENT	37.45	
			O-RINGS FOR STOCK	35.13	
			O-RINGS FOR INFLUENT PUMP #1 REBUILD PRO	8.77	81.35
03/19/2020	103820	04796 NAPA AUTO PARTS	FLEET SHOP	258.31	
			#82 TV VAN	84.19	
			521 E GROVE CRANE	75.39	417.89
03/19/2020	103822	08823 NETFILE	ANNUAL SUBSCRIPTION CHARGES FOR AGENCY S	2,000.00	2,000.00
03/19/2020	103823	00595 NEWARK ELECTRONICS	REPLACEMENT HMI FOR COMPACTOR/WASHER	1,148.99	1,148.99
03/19/2020	103824	00620 P G & E	WWTP ELECTRICITY - FEB 2020	26,797.92	
			PUMP STATION R200B ELECTRIC - MAR 2020	2,291.02	
			DISTRICT OFFICE ELECTRICITY - FEB 2020	2,014.62	
			DO UTILITY BLDG ELECTRICITY - FEB 2020	184.11	
			JOHNSON DRIVE STREETSCAPE ELEC - FEB 202	12.87	31,300.54
03/19/2020	103825	00620 P G & E	FSL AERATORS; LAB HVAC; FLEET - FEB 2020	1,869.89	1,869.89
03/19/2020	103826	09588 PECKHAM & MCKENNEY	OPERATIONS COMPLIANCE SUPERVISOR RECRUIT	7,500.00	
			OPERATIONS COMPLIANCE SUPERVISOR RECRUIT	7,500.00	15,000.00
03/19/2020	103827	04211 PLATT ELECTRIC SUPPLY	ELECTRIC SHOP TOOLS	534.87	534.87
03/19/2020	103828	00663 PLEASANTON GARBAGE SVC IN	WWTP GARBAGE SERVICE FEB '20	4,081.45	4,081.45

apCkHistDesc

## Check History Description Listing

Page: 31

Printed on: 05/07/2020 8:50AM

Dublin San Ramon Services District

From: 2/20/2020

To: 5/6/2020

Bank code: apbank

Date	Check #	Vendor	Description	Amount Paid	Check Total
03/19/2020	103829	01195 POWERSTRIDE BATTERY CO., IN	CHARGED OUT TO #304 BATTERY 412G BATTERY	105.87 47.98	153.85
03/19/2020	103830	09023 QUENCH USA, INC.	WWTP WATER FILTRATION SERVICE (BLDG A & DO WATER FILTRATION SERVICE - MAR 2020 (	131.10 65.55	196.65
03/19/2020	103831	04105 R & B COMPANY	PARTS FOR FOF WAREHOUSE STOCK ALUMINUM HOSE ADAPTERS	5,327.25 642.39	5,969.64
03/19/2020	103832	02316 RECORDS CONTROL SERVICES	RECORDS RETENTION PROGRAM DESIGN	2,593.60	2,593.60
03/19/2020	103833	08869 RESTORATION MANAGEMENT C	DISTRICT OFFICE FLOOD REMEDIATION SERVIC	22,711.29	22,711.29
03/19/2020	103834	05841 SABAH INTERNATIONAL, INC.	16-P024 WWTP BUILDING A FIRE ALARM: RWTF	6,667.80	6,667.80
03/19/2020	103835	02698 SHAMROCK OFFICE SOLUTIONS	FREIGHT FOR TONER - EQUIP#10810/SERIAL#C	11.47	11.47
03/19/2020	103836	02015 SHERWIN-WILLIAMS CO	PAINT FOR MF PUMPS	256.96	256.96
03/19/2020	103837	00810 STUDIO BLUE REPROGRAPHICS	16-R018 CONTRACT DOCUMENT	23.57	23.57
03/19/2020	103838	05824 TJC AND ASSOCIATES, INC.	PS300C LEANING SWITCHGEAR	3,005.59	3,005.59
03/19/2020	103839	01806 U.S. BANK EQUIPMENT FINANCE	COPIER LEASE LAB/CUST SVC/EXEC - 03/01/2	1,680.26	1,680.26
03/19/2020	103840	00903 UNITED RENTALS, INC.	BUILDING Q ELECTRICAL UPGRADE	752.28	752.28
03/19/2020	103841	00920 VASCO ROAD LANDFILL	MAR 6 - MAR 15 UNLOADING OF WWTP SOLIDS/	619.39	619.39
03/19/2020	103842	00924 VERIZON WIRELESS	CELL PHN SVC AND EQUPTMNT CHARGES 02/04/	4,506.99	4,506.99
03/19/2020	103843	04061 WAXIE SANITARY SUPPLY	JANITORIAL SUPPLIES	1,017.66	1,017.66
03/19/2020	103844	00987 ATTN: ACCOUNTING ZONE 7 WA	2020 DOUGHERTY VALLEY SURCHARGE	1,862,176.28	1,862,176.28
03/26/2020	103845	00007 AA FIRE SYSTEMS, INC.	DIV53 PO: FIRE SPRINKLER SYSTEM REPAIRS	5,523.34	5,523.34
03/26/2020	103846	09578 BRIANNA ABRAM	REFUND FOR 5222 S ESPRIT LOOP	27.33	27.33
03/26/2020	103847	09594 AC GOLDT REALTY & PROP MGM	REFUND FOR 6867 LANGMUIR LN	209.72	209.72
03/26/2020	103848	07554 AIRGAS USA, LLC	CYLINDER RENTAL INVOICE: ACETYLENE, ARGO	203.47	



apCkHistDesc

## Check History Description Listing

Page: 32

Printed on: 05/07/2020 8:50AM

Dublin San Ramon Services District

From: 2/20/2020

To: 5/6/2020

Bank code: apbank

Date	Check #	Vendor	Description	Amount Paid	Check Total
			CYLINDER RENTAL - NITROGEN	124.23	327.70
03/26/2020	103849	01076 ALSCO INC	FOF FEB '20 MAT & TOWEL SERVICE	664.28	
			WWTP FEB 20 TOWEL & MAT SERVICE	501.24	1,165.52
03/26/2020	103850	06552 SOLUTIONS INC. AMERICAN COI	AQUAHAWK V12.06 STANDARD FOR APRIL 2020	2,421.00	2,421.00
03/26/2020	103851	09492 APPLEONE	D. POPE: WE 03/01/20	2,170.00	
			D. POPE: WE 03/07/20	1,736.00	
			D. CRAIGHEAD: WE 03/01/20	744.00	
			D. CRAIGHEAD: WE 03/07/20	744.00	5,394.00
03/26/2020	103852	00622 AT&T	LAVWMA PHONE & DSL - MAR 2020	642.87	642.87
03/26/2020	103853	08663 AWARDS NETWORK	EMPLOYEE SERVICE AWARD - S. GRASHUIS & J	273.13	273.13
03/26/2020	103854	00079 BAY AREA AIR QUALITY MGMT.	ANNUAL PERMIT RENEWAL PLANT: 15888 (PS4B	616.00	
			ANNUAL PERMIT RENEWAL SITE #15892 5/1/20	356.00	972.00
03/26/2020	103855	08684 BIOGAS ENGINEERING	16-P028 T.O. 1 2/29/2020 SERVICES	1,760.00	1,760.00
03/26/2020	103856	02217 BSK ASSOCIATES INC.	SAMPLE ANALYSES	1,140.00	
			SAMPLE ANALYSES	873.25	2,013.25
03/26/2020	103857	08993 CA DEPT OF TAX AND FEE ADMII	UNDERGROUND STORAGE TANK MAINTENANCE FEE	115.78	115.78
03/26/2020	103858	08428 CAL ENGINEERING & GEOLOGY,	19-W004 T.O. 1 2/1/20 THROUGH 2/29/20	8,503.65	8,503.65
03/26/2020	103859	02273 DRAFTING SUPPLY INC CALIFO	BATTERY FOR D. SILVA'S T10	326.66	326.66
03/26/2020	103860	01085 CALPERS LONG-TERM CARE PR	LONG-TERM CARE: PAYMENT	68.12	68.12
03/26/2020	103861	00105 DEPT 34261 CAL-STEAM	WAREHOUSE STOCK	109.33	109.33
03/26/2020	103862	00118 CALTEST ANALYTICAL LAB	SUBCONTRACTED SAMPLE ANALYSES	323.95	
			SUBCONTRACTED SAMPLE ANALYSES	184.30	
			SUBCONTRACTED SAMPLE ANALYSES	184.30	692.55
03/26/2020	103863	09580 JERRY CHANG	REFUND FOR 7959 REGIONAL CMN	108.91	108.91

apCkHistDesc

## Check History Description Listing

Page: 33

Printed on: 05/07/2020 8:50AM

Dublin San Ramon Services District

From: 2/20/2020

To: 5/6/2020

Bank code: apbank

Date	Check #	Vendor	Description	Amount Paid	Check Total
03/26/2020	103864	09593 BRANDON CHAO	REFUND FOR 7823 STARWARD DR	78.41	78.41
03/26/2020	103865	09600 JANELLE CHUN	REFUND FOR 5358 SIGNAL HILL DR	232.87	232.87
03/26/2020	103866	09432 CITY AUTO SUPPLY	#43 REAL BRAKES	300.63	
			#43 REAR PADS	43.97	344.60
03/26/2020	103867	00157 CITY OF PLEASANTON	FOD IRRIGATION 3-5-20 WATER BILL	403.76	
			WWTP 3-5-20 WATER BILL	250.45	
			FOD 3-2-20 WATER BILL	231.62	
			WWTP DERWA 3-2-20 WATER BILL	179.26	
			LAVWMA 3-2-20 WATER BILL	152.79	1,217.88
03/26/2020	103868	06095 CLEMENT HOLDINGS TRUST	REFUND FOR 3629 WHITWORTH DR	113.32	113.32
03/26/2020	103869	09297 COMPUTER COURAGE INC.	LAVWMA WEBSITE UPGRADE - FEB. 2020	1,036.80	1,036.80
03/26/2020	103870	09599 PAIGE CONNARD	REFUND FOR 6106 LEDGEWOOD TER	76.16	76.16
03/26/2020	103871	00014 GSA COUNTY OF ALAMEDA	FUELING - FOD/INSP/CFRS FOR DEC 2019	2,030.39	2,030.39
03/26/2020	103872	07657 CROWN TROPHY PLEASANTON	2019 EMPLOYEE OF THE YEAR PLAQUE	57.63	57.63
03/26/2020	103873	08924 CRYSTAL COMMUNICATIONS	WALKIE TALKIE CHARGERS FOR SENIOR MANAGE	240.39	240.39
03/26/2020	103874	00212 CUMMINS PACIFIC LLC.	CUMMINS 750 FUEL LINE SEALS	137.41	137.41
03/26/2020	103875	00237 EBMUD MAIL REMITTANCE DER	DERWA BILLING - FEB 2020	435,985.89	435,985.89
03/26/2020	103876	09575 XING DING	REFUND FOR 5699 CENTRAL PKWY	226.00	226.00
03/26/2020	103877	09598 TIFFANY ECCLES	REFUND FOR 4338 PANORAMA DR	98.05	98.05
03/26/2020	103878	05495 EWING IRRIGATION & LANDSCAP	DROUGHT GARDEN SUPPLIES	222.53	
			DROUGHT GARDEN SUPPLIES	56.48	
			DROUGHT GARDEN SUPPLIES	48.04	
			DROUGHT GARDEN SUPPLIES	29.63	
			DROUGHT GARDEN SUPPLIES	17.18	373.86

apCkHistDesc

## Check History Description Listing

Page: 34

Printed on: 05/07/2020 8:50AM

Dublin San Ramon Services District

From: 2/20/2020

To: 5/6/2020

Bank code: apbank

Date	Check #	Vendor	Description	Amount Paid	Check Total
03/26/2020	103879	02656 FASTENAL COMPANY	PPE VENDING MACHINE	420.03	
			PPE VENDING MACHINE	340.74	
			PPE VENDING MACHINE	165.32	
			HARDWARE FOR STOCK	127.44	
			#53 SHOP TAP & DIE	25.67	1,079.20
03/26/2020	103880	00314 FEDEX	EXPRESS MAIL SERVICES MARCH 2 & 5	19.80	19.80
03/26/2020	103881	00352 GOLDEN STATE FLOW MEASURI	520 M T/CX (SINGLE) SMART POINT HOURLY R	27,609.66	27,609.66
03/26/2020	103882	07996 CLA-VAL GRISWOLD INDUSTRIE	TO 5 VALVE REPAIR	1,616.29	1,616.29
03/26/2020	103883	06247 GROENIGER & CO	VALVE BOX & LID (QTY. 36)	3,107.07	
			GASKETS & FLG NUT/BLT SET	90.68	3,197.75
03/26/2020	103884	00368 HACH COMPANY	ASSY PACK CHEMKEY MONO-CHLOROMINE & AMMO	1,249.05	1,249.05
03/26/2020	103885	00368 HACH COMPANY	ASSY, PACK, CHEMKEY, 25 PIECE, NITRITE	608.22	
			ASSY, PACK, CHEMKEY, 25 PIECE TOTAL CHLO	433.72	1,041.94
03/26/2020	103886	03149 HDS WHITE CAP CONST SUPPLY	SUPPLIES FOR FOF WAREHOUSE	101.82	101.82
03/26/2020	103887	06732 HIRERIGHT, INC.	EMPLOYMENT BACKGROUND SCREENING (OPS CON	87.81	87.81
03/26/2020	103888	09602 LIEN HOANG	REFUND FOR 5747 KINGSMILL TER	143.42	143.42
03/26/2020	103889	03428 HOPKINS TECHNICAL PRODUCT	FLUORIDE ANALYZER PARTS FOR TURNOUTS~	5,837.24	
			FLUORIDE ANALYZER PARTS FOR TURNOUTS~	205.87	6,043.11
03/26/2020	103890	07017 HYDROSCIENCE ENGINEERS, IN	20-W024 T.O. 2 SERVICES THRU 2/28/2020	6,990.00	6,990.00
03/26/2020	103891	00417 IDEXX DISTRIBUTION, INC	LABORATORY SUPPLIES AND CHEMICALS	19.20	19.20
03/26/2020	103892	06061 JACKSON LEWIS LLP	GENERAL LEGAL FEES (01/20)	74.00	74.00
03/26/2020	103893	07848 JARVIS, FAY & GIBSON, LLP	GENERAL COUNSEL SVCS - FEB. 2020	8,547.15	8,547.15
03/26/2020	103894	00468 CORP KAMAN INDUSTRIAL TECH	BELTS FOR DAFT BOTTOM PUMP	70.10	70.10
03/26/2020	103895	04873 KIMBALL MIDWEST	SHOP TOOLS FOR BRIAN BILL & TODD	456.48	456.48

apCkHistDesc

## Check History Description Listing

Page: 35

Printed on: 05/07/2020 8:50AM

Dublin San Ramon Services District

From: 2/20/2020

To: 5/6/2020

Bank code: apbank

Date	Check #	Vendor	Description	Amount Paid	Check Total
03/26/2020	103896	09604 ARNOLD LEE	REFUND FOR 4050 KINSALE ST	40.28	40.28
03/26/2020	103897	09607 SEUNGPII LEE	REFUND FOR 232 CULLENS CT	68.85	68.85
03/26/2020	103898	05257 LENNAR COMMUNITIES	REFUND FOR 5699 CENTRAL PKWY	39.94	
			REFUND FOR 5695 EL DORADO LN	35.16	75.10
03/26/2020	103899	03127 LUHDORFF & SCALMANINI INC.	TO1 2019 SEMI ANNUAL AND ANNUAL REPORT	11,216.70	11,216.70
03/26/2020	103900	09585 AH SOON MAH	REFUND FOR 3518 CAPOTERRA WAY	192.97	192.97
03/26/2020	103901	09584 SANTHAKUMAR MALETHODIAL	REFUND FOR 4136 BANDINI CT	94.14	94.14
03/26/2020	103902	06641 MANAGEMENT PARTNERS, INC.	20-A002 ERP CONVERSION 2019 - TASK ORDER	3,410.00	3,410.00
03/26/2020	103903	09595 CHERYL MELVILLE	REFUND FOR 8318 MULBERRY PL	59.99	59.99
03/26/2020	103904	03978 MICROTECH SCIENTIFIC	LABORATORY SUPPLIES	661.13	661.13
03/26/2020	103905	09596 STEVE MORGAN	REFUND FOR 6798 PEARL PL	79.85	79.85
03/26/2020	103906	04231 MSC INDUSTRIAL SUPPLY CO	4 SERIES PUMP PARTS	87.95	87.95
03/26/2020	103907	04796 NAPA AUTO PARTS	514E	127.92	
			514E	54.20	
			514E	17.04	199.16
03/26/2020	103908	09606 ANAHITA NAZARI	REFUND FOR 2408 AMARYLLIS CIR	102.38	102.38
03/26/2020	103909	09586 MIKE OHLMEYER	FOR 225 ZEBRINA CT	155.72	155.72
03/26/2020	103910	00620 P G & E	MISC PUMP STATIONS, COMMERCE CIR ELEC &	23,808.66	
			DEPARTING LOAD NON-BYPASSABLE CHARGES -	594.47	
			LAVWMA PIPELINE & LIVERMORE LINE - MAR 2	530.31	24,933.44
03/26/2020	103911	08356 PACE SUPPLY	4 FLG*FLG C509 DI GATE VALVE (QTY. 7)	2,615.45	
			PARTS FOR WAREHOUSE STOCK	1,955.58	
			16**2'0" FLG*PE DI SPOOL AC CL	1,397.81	
			PARTS FOR WAREHOUSE STOCK	879.87	

apCkHistDesc

## Check History Description Listing

Page: 36

Printed on: 05/07/2020 8:50AM

Dublin San Ramon Services District

From: 2/20/2020

To: 5/6/2020

Bank code: apbank

Date	Check #	Vendor	Description	Amount Paid	Check Total
			4" BOV UPGRADE PARTS	808.45	
			8*4 MJ*FLG REDUCER AC CL	491.63	
			COTT SCHUNT 8 AMP .01 OHM YELLOW FOR BIG	316.83	
			CATHODIC INISULATION HANDYCAP	300.44	
			LIQUID FILLED 0-160 PSI GAUGE SS 1/4" BO	95.59	
			LIQUID FILLED 0-160PSI GAUGE SS 1/4" BOT	79.99	
			POLYWRAP, PIPE WRAP TAPE	71.80	
			3/8 JG ACETAL TEE WHITE, TAPE MEASURE	38.39	
			1X20 BE PVC SCH40 PIPE (QTY.60)	30.85	
			TEFLON TAPE, BLUE MONSTER THREAD SEAL TA	29.21	
			TRUCK STOCK - NOT DSRSD'S INVOICE BILLED	15.34	
			CREDIT MEMO FOR MISTAKEN BILLING ORIG IN	-15.34	
			CREDIT MEMO FOR RETURNED ITEMS - MULTIPL	-1,337.00	7,774.89
03/26/2020	103912	00663 PLEASANTON GARBAGE SVC IN	FOF MONTHLY GARBAGE SERVICE - FEB 2020	588.15	588.15
03/26/2020	103913	07412 PURETEC INDUSTRIAL WATER	DI WATER SYSTEM MAINTENANCE SERVICES	145.87	145.87
03/26/2020	103914	09603 KUNXIANG QI	REFUND FOR 3318 MONAGHAN ST	81.30	81.30
03/26/2020	103915	09023 QUENCH USA, INC.	WATER FILTRATION SERVICE - FOF, BLDG T &	196.65	
			WATER FILTRATION SERVICE - FOF, BLDG T &	196.65	393.30
03/26/2020	103916	04105 R & B COMPANY	PARTS FOR ARNOLD DRIVE REPAIR	9,734.72	
			PARTS FOR WATER REPAIRS	2,924.08	
			3 X 2-1/2 HOSE ADAPT W/SCREEN & ROCKER L	1,461.77	
			REPAIR PARTS FOR ARNOLD @ DUBLIN BLVD	1,318.43	
			PARTS FOR WATER REPAIRS	1,099.49	
			5/8X3/4X1 FORD BA43-342W-Q-NL BALL AMS C	1,008.92	
			CREDIT FOR RETURNED ITEMS ORIG INVOICE S	-5,327.25	12,220.16
03/26/2020	103917	09291 RAYMOND HANDLING CONCEPT	CANTILEVER RACK	4,223.89	4,223.89
03/26/2020	103918	00058 READYREFRESH	FOF BOTTLED WATER SERVICE - MARCH 2020	162.78	162.78

apCkHistDesc

## Check History Description Listing

Page: 37

Printed on: 05/07/2020 8:50AM

Dublin San Ramon Services District

From: 2/20/2020

To: 5/6/2020

Bank code: apbank

Date	Check #	Vendor	Description	Amount Paid	Check Total
03/26/2020	103919	00058 READYREFRESH	LAVWMA BOTTLED WATER SERVICE - MAR 2020	8.73	8.73
03/26/2020	103920	09577 WALTER REINTHALER	REFUND FOR 10856 GLENGARRY LN	29.19	29.19
03/26/2020	103921	09579 SATHYA FOODS LLC	REFUND FOR 7013 N MARIPOSA LN	179.09	179.09
03/26/2020	103922	08010 SLOAN SAKAI YEUNG & WONG L	LABOR RELATED LEGAL FEES (02/20)	470.93	470.93
03/26/2020	103923	09576 VYANN STAGER	REFUND FOR 7646 ARBOR CREEK CIR	68.62	68.62
03/26/2020	103924	02444 DEPT LA 1368 STAPLES ADVANT	COFFEE SUPPLIES & OFFICE SUPPLY RESTOCK	235.04	235.04
03/26/2020	103925	07655 SUEZ TREATMENT SOLUTIONS	DERWA MF/UV SYSTEM SPARE PARTS	4,149.13	4,149.13
03/26/2020	103926	00825 SWRCB - ATTN: ACCT OFFICE	DAN PETTINICHIO WATER TREATMENT OPERATOR	110.00	110.00
03/26/2020	103927	00837 TELSTAR INSTRUMENTS, INC.	FOD REMOTE SITES CONTROL PROGRAMMING PRO	2,740.00	2,740.00
03/26/2020	103928	05781 THERMO ELECTRON NORTH AM	ICP-MS SERVICE CONTRACT 10/2019 - 10/202	13,119.00	13,119.00
03/26/2020	103929	06650 TOKAY SOFTWARE	TOKAY WEB TEST REPORT ENTRIES FEB 2020	13.00	13.00
03/26/2020	103930	09581 UNIQUE PROPERTY MANAGEME	REFUND FOR 2370 AMANTEA WAY	182.27	182.27
03/26/2020	103931	01222 IRS UNITED STATES TREASURY	GARNISHMENT - IRS: PAYMENT	420.50	420.50
03/26/2020	103932	00556 UNITED WAY OF THE BAY AREA	UNITED WAY: PAYMENT	115.38	115.38
03/26/2020	103933	09582 SHU JUI VALVO	REFUND FOR 4908 WINTERBROOK AVE	202.93	202.93
03/26/2020	103934	09583 VASUDEVA VANAM	REFUND FOR 4192 PRECIADO DR	85.80	85.80
03/26/2020	103935	06004 VANGUARD CLEANING SYSTEM:	WWTP MAR '20 JANITORIAL SERVICES	3,295.00	6,635.00
			MAR '20 FOF MONTHLY JANITORIAL SERVICE	2,845.00	
			MAR '20 LAVWMA JANITORIAL SERVICES	495.00	
03/26/2020	103936	00933 VWR INTERNATIONAL, INC.	LABORATORY SUPPLIES AND CHEMICALS	829.99	
			LABORATORY SUPPLIES AND CHEMICALS	637.00	
			LABORATORY SUPPLIES AND CHEMICALS	268.47	
			NITRILE GLOVES FOR OPERATORS	251.65	

apCkHistDesc

## Check History Description Listing

Page: 38

Printed on: 05/07/2020 8:50AM

Dublin San Ramon Services District

From: 2/20/2020

To: 5/6/2020

Bank code: apbank

Date	Check #	Vendor	Description	Amount Paid	Check Total
			NITRILE GLOVES FOR OPERATORS	231.62	
			LABORATORY SUPPLIES AND CHEMICALS	230.63	
			LABORATORY SUPPLIES AND CHEMICALS	131.43	
			LABORATORY SUPPLIES AND CHEMICALS	120.15	
			LABORATORY SUPPLIES AND CHEMICALS	62.50	
			LABORATORY SUPPLIES AND CHEMICALS	60.39	
			LABORATORY SUPPLIES AND CHEMICALS	53.71	
			LABORATORY SUPPLIES AND CHEMICALS	41.54	
			LABORATORY SUPPLIES AND CHEMICALS	36.00	
			LABORATORY SUPPLIES AND CHEMICALS	34.72	
			LABORATORY SUPPLIES AND CHEMICALS	34.63	
			LABORATORY SUPPLIES AND CHEMICALS	30.02	
			LABORATORY SUPPLIES AND CHEMICALS	7.41	3,061.86
03/26/2020	103937	04061 WAXIE SANITARY SUPPLY	JANITORIAL SUPPLIES FOR DO RESTOCK	4,004.24	
			JANITORIAL SUPPLIES	313.81	
			DO GARBAGE CANS	289.18	
			JANITORIAL SUPPLIES FOR DO RESTOCK	245.01	4,852.24
03/26/2020	103938	09601 ESTELLA WONG	REFUND FOR 5670 W COG HILL TER	162.40	162.40
03/26/2020	103939	09597 LUN CHUN WU	REFUND FOR 4212 SUNSET VIEW DR	394.40	394.40
03/26/2020	103940	09587 XIUYANG ZHANG	REFUND FOR 501 WELLS CT	177.06	177.06
03/26/2020	103941	09605 REBECCA ZHENG	REFUND FOR 712 ROVERTON CT	19.78	19.78
03/26/2020	103942	03460 ACCO ENGINEERED SYSTEMS II	DERWA MAINT AGREEMENT - ACCOCARE	556.00	556.00
03/26/2020	103943	00031 ALLIED FLUID PRODUCTS CORP	20-P006 DIGESTER FLAME ARRESTER GASKETS	239.63	
			20-P006 GASKETS FOR THE FLAME ARRESTORS	179.34	418.97
03/26/2020	103944	09040 ANDERSON PACIFIC ENGINEERI	17-P004 - PP#11 02/01-29/20	303,466.90	303,466.90
03/26/2020	103945	01013 BARRETT BUSINESS SERVICES	P. MULLEN: WE 03/08/20	1,396.45	

apCkHistDesc

## Check History Description Listing

Page: 39

Printed on: 05/07/2020 8:50AM

Dublin San Ramon Services District

From: 2/20/2020

To: 5/6/2020

Bank code: apbank

Date	Check #	Vendor	Description	Amount Paid	Check Total
			P. MULLEN: WE 03/01/20	1,280.08	
			B. YENOKIDA: W/E 3/1/20	978.88	
			B.YENOKIDA: W/E 3/8/20	978.88	
			S. MONTAGUE: W/E 03/08/20	702.00	
			S. MONTAGUE: W/E 03/01/20	624.00	
			M. ZAKLAN: WE 03/01/20	500.80	
			N. POON: WE 03/01/20	486.40	
			A. GEHMLICH: WE 03/01/20	486.40	
			N. POON: WE 03/08/20	486.40	
			A. GEHMLICH: WE 03/08/20	486.40	
			M. ZAKLAN: WE 03/08/20	438.40	8,845.09
03/26/2020	103946	00319 ACCT # 217838-001 FISHER SCIE	LABORATORY SUPPLIES AND CHEMICALS	43.20	43.20
03/26/2020	103947	00937 GRAINGER, INC.	POCKET COLORIMETER, LAB GEL FILLED, ELEC	2,238.12	
			PARTS FOR FOF CHILLER REPAIR	830.57	3,068.69
03/26/2020	103948	04424 GRAYBAR ELECTRIC COMPANY	RES 200B MATERIAL TO MOUNT NEW PANEL & S	2,059.90	
			BUILDING Q POWER UPGRADE	1,034.46	
			BUILDING Q POWER UPGRADE	267.76	
			MTW WIRE FOR MCC BUCKETS	237.44	
			SHOP STOCK HARDWARE	141.81	3,741.37
03/26/2020	103949	03853 ICMA	ICMA 457 DEFERRED COMPENSATION: PAYMENT	55,646.66	
			ICMA 457 DEFERRED COMPENSATION: PAYMENT	40.00	55,686.66
03/26/2020	103950	01242 INFOSEND, INC	STATEMENTS MAILED/EPB SERVICE/ADRESS CHA	2,244.70	2,244.70
03/26/2020	103951	00439 IUOE LOCAL 39	LOCAL 39 UNION DUES: PAYMENT	4,744.41	4,744.41
03/26/2020	103952	00473 KEMIRA WATER SOLUTIONS INC	22071.787 KG FERROUS CHLORIDE DELV 3-8-2	7,538.32	7,538.32
03/26/2020	103953	04594 MCCAMPBELL ANALYTICAL INC	SUBCONTRACTED SAMPLE ANALYSES	146.60	
			SUBCONTRACTED SAMPLE ANALYSES	66.80	213.40



apCkHistDesc

## Check History Description Listing

Page: 40

Printed on: 05/07/2020 8:50AM

Dublin San Ramon Services District

From: 2/20/2020

To: 5/6/2020

Bank code: apbank

Date	Check #	Vendor	Description	Amount Paid	Check Total
03/26/2020	103954	00666 RUDY PORTUGAL	R. PORTUGAL DIRECT DEPOSIT RETURNED 3/8/	300.00	300.00
03/26/2020	103955	01403 PRAXAIR DISTRIBUTION INC 186	GAS AND CYLINDER RENTAL	774.15	774.15
03/26/2020	103956	02470 SHRED-IT USA LLC	SHRED-IT SERVICES - SERVICE DATE 02/19/2	121.89	121.89
03/26/2020	103957	06643 WEIR TECHNICAL SERVICES	MANAGEMENT SERVICES - FEB. 2020	12,478.30	12,478.30
03/30/2020	875399	05511 DISBURSEMENT UNIT CALIFORN	CHILD SUPPORT GARNISHMENT: PAYMENT	612.92	612.92
03/30/2020	1001530162	00494 PERS	RETIREMENT: PAYMENT	104,506.69	104,506.69
03/31/2020	94328307	00558 IRS - PAYROLL TAXES	FEDERAL WITHHOLDING TAXES: PAYMENT	157,012.43	157,012.43
03/31/2020	868538912	00559 EDD - PAYROLL	CALIFORNIA STATE TAXES: PAYMENT	31,662.69	31,662.69
04/02/2020	1812663	00558 IRS - PAYROLL TAXES	FEDERAL WITHHOLDING TAXES: PAYMENT	388.47	388.47
04/02/2020	410999328	00559 EDD - PAYROLL	CALIFORNIA STATE TAXES: PAYMENT	50.69	50.69
04/08/2020	4082020	03718 HR SIMPLIFIED	IRS 125 03/11/20 - 04/07/20 POS/DCA/FSA	2,346.84	2,346.84
04/09/2020	103958	03460 ACCO ENGINEERED SYSTEMS II	FOD CHILLER	1,011.00	1,011.00
04/09/2020	103959	04074 MAURICE ATENDIDO	M. ATENDIDO REIMB EXP @ IEEE 03/02/20-03	467.00	467.00
04/09/2020	103960	07832 CAROL ATWOOD	C. ATWOOD MILEAGE REIMB EXP FOR JUL, AUG	76.21	
			C. ATWOOD MILEAGE REIMB EXP FOR OCT, NOV	74.82	151.03
04/09/2020	103961	01013 BARRETT BUSINESS SERVICES	P. MULLEN: WE 03/15/20	1,318.87	
			B. YENOKIDA: WE 03/15/20	978.88	
			S. MONTAGUE: W/E 03/15/2020	702.00	
			S. MONTAGUE: W/E 03/22/20	702.00	
			M. ZAKLAN: WE 03/15/20	499.20	
			A. GEHMLICH: WE 03/15/20	486.40	
			N. POON: WE 03/15/20	422.40	
			P. MULLEN: WE 03/22/20	387.90	
			B. YENOKIDA: WE 03/22/20	244.72	

apCkHistDesc

## Check History Description Listing

Page: 41

Printed on: 05/07/2020 8:50AM

Dublin San Ramon Services District

From: 2/20/2020

To: 5/6/2020

Bank code: apbank

Date	Check #	Vendor	Description	Amount Paid	Check Total
			M. ZAKLAN: WE 03/22/20	211.20	
			A. GEHMLICH: WE 03/22/20	128.00	6,081.57
04/09/2020	103962	06176 BAY VALVE SERVICE & ENG'G LL	DERWA: REPLT AUMA ACTUATOR FOR BF ISOLAT	6,370.62	6,370.62
04/09/2020	103963	07954 BENEFIT COORDINATORS CORP	4/2020 - EE LIFE & DISABILITY INSURANCE	11,350.47	11,350.47
04/09/2020	103964	03165 ESRI, INC.	ESRI SOFTWARE RENEWAL - ARCGIS	13,230.14	13,230.14
04/09/2020	103965	00319 ACCT # 217838-001 FISHER SCIE	NITRILE GLOVES FOR OPERATORS	515.30	
			PROTECTIVE GLOVES FOR OPERATORS	291.92	807.22
04/09/2020	103966	05509 FULL SPECTRUM ANALYTICS, IN	GCMS INSTRUMENT SERVICE CONTRACT 3/1/20	3,960.00	3,960.00
04/09/2020	103967	00937 GRAINGER, INC.	SINK FOR ELECTRICAL SHOP	606.44	
			FSL MIXER CONTROL STATIONS	409.61	
			INVERTED MARKING CHALK (BLUE, ORANGE, WH	408.23	
			OVERLOAD RELAY FOR FSL MIXERS	386.79	
			FAN MOTOR FOR ELECTRICAL	246.50	
			FSL MIXERS CONTROL HOA	204.80	
			FSL MIXER OVERLOAD RELAY	193.39	
			CL2-REPLACEMENT FILTERS FOR Y STRAINERS	114.45	2,570.21
04/09/2020	103968	04424 GRAYBAR ELECTRIC COMPANY	SHOP STOCK MATERIAL	1,108.48	
			SHOP STOCK MATERIAL	718.13	
			SHOP STOCK	641.75	
			SHOP STOCK MATERIALS	278.24	
			SHOP STOCK MATERIAL	261.66	
			SHOP STOCK MATERIAL	225.15	
			SHOP TOOLS	62.01	
			CREDIT CONDUIT FOR JUNCTION STRUCTURE F	-227.15	3,068.27
04/09/2020	103969	00386 HDR ENGINEERING INC.	2019 WATER CAPACITY RESERVE FEE STUDY 02	4,805.00	4,805.00
04/09/2020	103970	03853 ICMA	ICMA 457 DEFERRED COMPENSATION: PAYMENT	53,661.66	53,661.66

apCkHistDesc

## Check History Description Listing

Page: 42

Printed on: 05/07/2020 8:50AM

Dublin San Ramon Services District

From: 2/20/2020

To: 5/6/2020

Bank code: apbank

Date	Check #	Vendor	Description	Amount Paid	Check Total
04/09/2020	103971	00473 KEMIRA WATER SOLUTIONS INC	21790.560 KG FERROUS CHLORIDE DELV 3-19-	7,460.40	7,460.40
04/09/2020	103972	01171 MCGUIRE & HESTER	ON-CALL REPAIRS @ VARIOUS LOCATIONS 12/1	74,661.37	
			ON-CALL REPAIR @ WINDEMERE PKWY, SIX PIL	51,744.37	126,405.74
04/09/2020	103973	01171 MCGUIRE & HESTER	MTR 83987437 RETURNED	1,809.84	
			MTR 61306929 RETURNED	1,299.65	3,109.49
04/09/2020	103974	01403 PRAXAIR DISTRIBUTION INC 186	GAS AND CYLINDER RENTAL	85.56	85.56
04/09/2020	103975	00762 TEST AMERICA LABORATORIES	SAMPLE ANALYSIS	150.00	150.00
04/09/2020	103976	00843 THE COVELLO GROUP INC	17-P004 T.O. 1 1/31/20 TO 2/27/20	46,525.76	
			16-R018 T.O. 5 1/31/20 TO 2/27/20	1,410.00	
			15-P018 T.O. 3 1/31/20 TO 2/27/20	684.00	
			18-P010 T.O. OC-10 1/31/20 TO 2/27/20	585.00	49,204.76
04/09/2020	103977	05026 UNIVAR SOLUTIONS USA INC.	4898.322 GAL SOD HYPO DELV 3-2-20	3,582.65	
			4802.721 GAL SOD HYPO DELV 2-21-20	3,518.39	
			4500.020 GAL SOD HYPO DELV 2-19-20	3,314.91	
			140 GAL FOD SODIUM HYPOCHLORITE 12.5%	202.82	10,618.77
04/09/2020	103978	05127 VISION SERVICE PLAN - CA (VSF	APRIL 2020 - VISION	3,090.29	3,090.29
04/09/2020	103979	00957 WEST YOST & ASSOCIATES	16-R018 T.O. OC-13 2/8/20 TO 3/6/20	679.00	
			07-3203 T.O. OC-18 2/8/20 TO 3/6/20	596.00	1,275.00
04/09/2020	103980	02702 4712 ALLIED / AMS	BUILDING A MATERIALS	381.82	381.82
04/09/2020	103981	01719 A & M PRINTING, INC.	PERSONALIZED NOTE PADS FOR MULTIPLE EMPL	161.81	
			BUSINESS CARDS - JAN LEE	38.24	200.05
04/09/2020	103982	00021 AAF INTERNATIONAL	FY20 BPO DIV 53: AIR FILTERS FOR DISTRIC	1,689.52	1,689.52
04/09/2020	103983	07510 ALL-CAL EQUIPMENT SERVICES	CRANE RE-INSPECTIONS FOR REPAIRS, TEST W	1,606.00	1,606.00
04/09/2020	103984	01076 ALSCO INC	FOF TOWEL & MAT SERVICE MAR '20	830.35	
			WWTP TOWEL & MAT SERVICE MAR '20	626.55	1,456.90

apCkHistDesc

## Check History Description Listing

Page: 43

Printed on: 05/07/2020 8:50AM

Dublin San Ramon Services District

From: 2/20/2020

To: 5/6/2020

Bank code: apbank

Date	Check #	Vendor	Description	Amount Paid	Check Total
04/09/2020	103985	06014 AM PROPERTY MANAGEMENT	REFUND FOR 5197 GRANBY CT	182.00	182.00
04/09/2020	103986	01545 AMADOR VALLEY PROPERTY MC	REFUND FOR 4710 MYRTLE DR	44.89	44.89
04/09/2020	103987	09492 APPLEONE	D. POPE: WE 03/22/20	2,170.00	
			D. POPE: WE 03/15/20	2,007.25	
			D. CRAIGHEAD: WE 3/15/20	496.00	4,673.25
04/09/2020	103988	06349 ARCSINE ENGINEERING	16-A005 T.O. 1 2/1/20 TO 2/29/20	15,225.58	15,225.58
04/09/2020	103989	00622 AT&T	MANAGED INTERNET SERVICES 03/01/20-03/3	2,500.75	
			AT&T VIOP SERVICE DO 03/01/20-03/31/20	98.96	
			AT&T VIOP SERVICE CC 03/01/20-03/31/20	98.79	2,698.50
04/09/2020	103990	08663 AWARDS NETWORK	RETIREMENT GIFT - K. PETERSON	546.25	546.25
04/09/2020	103991	00091 & JUDSON BOLD, POLISNER, MA	MONTHLY LEGAL SERVICES - MAR. 2020	9,163.50	9,163.50
04/09/2020	103992	01085 CALPERS LONG-TERM CARE PR	LONG-TERM CARE: PAYMENT	68.12	68.12
04/09/2020	103993	09432 CITY AUTO SUPPLY	STOCK FOR FLEET	1,190.04	
			#88 REAR BRAKE ROTORS	252.24	1,442.28
04/09/2020	103994	04820 COASTAL IGNITION & CONTROL	COGEN SPARK PLUGS	513.54	513.54
04/09/2020	103995	08926 CORT	DO FLOOD FOF CUBICLE RENTAL FEBRUARY 202	4,610.49	4,610.49
04/09/2020	103996	01633 CPS HUMAN RESOURCE SVCS	UB/CS SUPERVISOR RECRUITMENT TEST MATERI	463.45	463.45
04/09/2020	103997	09623 JOANN CRAWFORD	REFUND FOR 1741 CAMPANULA DR	35.16	35.16
04/09/2020	103998	00208 % ALLIANT INSURANCE SVCS, C	DEDUCTIBLE RECOVERY/CLAIM FILE CLOSED	40.00	40.00
04/09/2020	103999	09076 D. W. NICHOLSON	FEBRUARY BILLING ( PROGRESSIVE)	13,840.00	13,840.00
04/09/2020	104000	01877 D.W. NICHOLSON CORP	16-A005- PP#1 FROM 01/23/20-03/24/20	7,315.00	7,315.00
04/09/2020	104001	09615 JOHN DANSKIN	8449 LONGFORD WAY	191.21	191.21
04/09/2020	104002	00222 DATCO SERVICES CORP.	APR/MAY/JUNE 2020 - MONTHLY CHARGES	604.50	604.50

apCkHistDesc

## Check History Description Listing

Page: 44

Printed on: 05/07/2020 8:50AM

Dublin San Ramon Services District

From: 2/20/2020

To: 5/6/2020

Bank code: apbank

Date	Check #	Vendor	Description	Amount Paid	Check Total
04/09/2020	104003	09127 DAUPLER, INC.	DAUPLER CONFIGURATION & IMPLEMENTATION S	5,800.00	5,800.00
04/09/2020	104004	00241 DGS OFS SVC REVOLVING FUNE	NATURAL GAS SERVICE @ WWTP - FEB 2020	22,238.42	22,238.42
04/09/2020	104005	06856 DME EXPANSION JOINTS	COGEN #1 EXPANSION JOINT	793.37	793.37
04/09/2020	104006	09618 DOORSTEAD	REFUND FOR 5778 SOUTHBRIDGE WAY	188.81	188.81
04/09/2020	104007	00280 ECOWATER SYSTEMS	OPS LAB WATER SOFTNER EXCHANGE TANKS SER	217.20	
			RO TANKS (QTY 2) EXCHANGE ON A QTRLY BAS	21.00	238.20
04/09/2020	104008	00307 FAIRWAY EQUIPMENT & SUPPLY	17-P004 PRIMARY PROJECT GRIT PIPING MODI	17,799.60	17,799.60
04/09/2020	104009	02656 FASTENAL COMPANY	PPE VENDING MACHINE	363.14	
			20-W022 DERWA SFUV WIPER ARMS REPLACEMEN	11.97	375.11
04/09/2020	104010	00314 FEDEX	EXPRESS SHIPPING SERVICE FOR TWO SHIPMEN	20.41	
			EXPRESS SHIPPING FOR 3-10-20	12.75	33.16
04/09/2020	104011	09574 FERGUSON WATERWORKS	3 WAY VALVE ACTUATORS	1,799.62	1,799.62
04/09/2020	104012	07757 FIELDMAN, ROLAPP & ASSOC. IN	FINALIZED & FILED FY19 CDAR ON EMMA	1,750.00	
			SB 1029 ANNUAL DEBT TRANSPARENCY REPORT	831.50	2,581.50
04/09/2020	104013	09612 ANLI GAN	REFUND FOR 6926 BAIRD ST	216.16	216.16
04/09/2020	104014	03149 HDS WHITE CAP CONST SUPPLY	SUPPLIES FOR CAMP PARKS JETTING JOB	23.73	23.73
04/09/2020	104015	09616 JINBO HUANG	2873 ALLISTON LOOP	364.05	364.05
04/09/2020	104016	07523 ID ARCHITECTURE	19-A005 T.O. OC-7 FEBRUARY DESIGN SERVIC	11,613.75	
			16-A004 T.O 3 FEBRUARY DESIGN SERVICES	222.75	11,836.50
04/09/2020	104017	00417 IDEXX DISTRIBUTION, INC	LABORATORY SUPPLIES AND CHEMICALS	1,459.87	1,459.87
04/09/2020	104018	09426 JPR SYSTEMS, INC.	16-P028 MOISTURE SEPARATOR	14,151.79	14,151.79
04/09/2020	104019	09614 AMANDA KALIRAI	REFUND FOR 8326 DAVONA DR	130.76	130.76
04/09/2020	104020	00474 KEN GRADY CO. INC.	CL2 ANALYZER PARTS	2,308.03	2,308.03

apCkHistDesc

## Check History Description Listing

Page: 45

Printed on: 05/07/2020 8:50AM

Dublin San Ramon Services District

From: 2/20/2020

To: 5/6/2020

Bank code: apbank

Date	Check #	Vendor	Description	Amount Paid	Check Total
04/09/2020	104021	04873 KIMBALL MIDWEST	SHOP STOCK MATERIAL	129.66	129.66
04/09/2020	104022	03958 LIVERMORE AUTO GROUP	#115 BRAKES	282.91	
			KEYS #115 & #45	197.72	
			#89 ASH RECEPTACLE	43.87	
			#115 D.O.T 4 BRAKE FLUID	39.64	
			EXTRA KEY #21	5.69	
			CREDIT FOR CORE RETURN	-300.00	269.83
04/09/2020	104023	00536 MC MASTER-CARR SUPPLY CO.	DERWA SAND FILTER FLOATS	118.52	118.52
04/09/2020	104024	04231 MSC INDUSTRIAL SUPPLY CO	LADDERS FOR MECHANICAL DEPT	791.56	
			SHOP SUPPLIES	567.90	
			SANDING BELT/DISCS FOR COMBINATION SANDE	251.77	
			REFLECTIVE TAPE FOR FLOOR ON STORAGE WAR	123.27	
			KING NIPPLES FOR WATER LINE ON ORT PUMP	117.75	
			DERWA POLY TANK FITTINGS	96.75	1,949.00
04/09/2020	104025	07726 MUNICIPAL RESOURCE GROUP,	PROFESSIONAL SERVICES	1,175.90	1,175.90
04/09/2020	104026	04796 NAPA AUTO PARTS	FLEET STOCK	413.07	
			SHOP SUPPLIES	196.63	
			504E FUEL, OIL & AIR FILTERS	134.75	
			403G AUTO SUPPLIES	101.78	
			D7 505E FUEL FILTER, AIR FILTERS & OIL F	87.74	
			FLEET SUPPLIES	68.27	
			FLEET STOCK	22.76	1,025.00
04/09/2020	104027	08424 NORCAL MOLECULAR LLC	20-P006 EXPANSION JOINT SEALANT FOR DIGE	11,347.73	11,347.73
04/09/2020	104028	09619 INGRID OWEN	REFUND FOR 3327 ARALDI LN	60.78	60.78
04/09/2020	104029	00620 P G & E	LAVWMA PS FEEDER B - MAR 2020	73,095.67	
			LAVWMA PS FEEDER B - FEB 2020	71,129.60	

apCkHistDesc

## Check History Description Listing

Page: 46

Printed on: 05/07/2020 8:50AM

Dublin San Ramon Services District

From: 2/20/2020

To: 5/6/2020

Bank code: apbank

Date	Check #	Vendor	Description	Amount Paid	Check Total
			LAVWMA PS FEEDER A - MAR 2020	60,536.22	
			MISC PUMP STNS, RESERVOIRS, TO'S ELEC -	42,984.21	
			PUMP STATION R200A ELECTRICITY - MAR 202	2,275.08	
			DUBLIN LIFT STN (NEW LS1) ELECTRICITY -	245.76	
			RESERVOIR 3A ELECTRICTY - FEB 2020	50.44	
			RESERVOIR R200 ELECTRICITY - MAR 2020	35.58	
			PLEASANTON RECYCLED WATER TURNOUT - MAR	33.79	
			ALAMO TRUNK SEWER ELECTRICITY - MAR 2020	15.49	
			JOHNSON DRIVE STREETScape ELEC - MAR 202	11.77	250,413.61
04/09/2020	104030	08356 PACE SUPPLY	#2 BOND JUMPER SLEEVE ONLY (QTY 100), WE	1,065.19	
			SUPPLIES FOR HYDROFLUSHING	352.35	
			STOCK PARTS FOR WAREHOUSE	171.52	
			SUPPLIES FOR HYDROFLUSHING	168.79	
			SERVICE CHARGES	41.74	1,799.59
04/09/2020	104031	09098 PATRIOT PEST MANAGEMENT	PEST CONTROL: MONTHLY SERVICE WWTP & FOF	491.00	
			PEST CONTROL: MONTHLY SERVICE WWTP & FOF	145.00	636.00
04/09/2020	104032	09588 PECKHAM & MCKENNEY	OPERATIONS COMPLIANCE SUPERVISOR RECRUIT	7,500.00	7,500.00
04/09/2020	104033	02467 PETERSON POWER SYSTEMS IN	REBUILD HEADS AND WATER PUMP KITS FOR CO	20,934.39	
			REBUILT COGEN CONNECTING RODS FOR #1	8,457.84	
			FILTERS FOR STOCK	753.93	
			COGEN EXHAUST PARTS	118.84	
			HEAD GASKET- CREDIT TO INV#SW240158669	-1,092.50	29,172.50
04/09/2020	104034	08679 MEGAN BUCCI PETTY CASH	FOD PETTY CASH W/E 03/19/20	103.43	103.43
04/09/2020	104035	04211 PLATT ELECTRIC SUPPLY	LED LIGHTING - EXTERNAL	14,428.11	14,428.11
04/09/2020	104036	04211 PLATT ELECTRIC SUPPLY	CORDLESS HEAT GUNS FOR SHOP & TRUCKS	434.82	
			SHOP STOCK	295.48	730.30

apCkHistDesc

## Check History Description Listing

Page: 47

Printed on: 05/07/2020 8:50AM

Dublin San Ramon Services District

From: 2/20/2020

To: 5/6/2020

Bank code: apbank

Date	Check #	Vendor	Description	Amount Paid	Check Total
04/09/2020	104037	07359 POLLARD WATER	ALUM DECHLORINATOR (QTY. 2)	2,174.08	2,174.08
04/09/2020	104038	02617 POLYDYNE INC	9200#S 4 UNITS CLARIFLOC WE-363 DELV 3-	12,764.77	25,529.54
			9200#S - 4 UNITS CLARIFLOC WE-363 DELV	12,764.77	
04/09/2020	104039	09622 MADHAVI POTHIREEDI	REFUND FOR 1111 CEDARWOOD LOOP	5.03	5.03
04/09/2020	104040	01195 POWERSTRIDE BATTERY CO., IN	DREDGE BATTERIES	209.47	209.47
04/09/2020	104041	05543 PREFERRED BENEFIT INSURAN	APRIL 2020 - DENTAL	23,885.40	23,885.40
04/09/2020	104042	00677 PULTE HOMES CORPORATION	DP 15-291 REFUND FOR REGIONAL SEWER CAPA	58,744.00	58,744.00
04/09/2020	104043	09023 QUENCH USA, INC.	DO WATER FILTRATION SERVICE - JUL 2019 (	65.55	65.55
04/09/2020	104044	04105 R & B COMPANY	PARTS FOR ARNOLD & DUBLIN BLVD REPAIRS	10,785.16	12,789.90
			16X16X16" T, EPOXY COATING CHARGES	2,004.74	
04/09/2020	104045	00058 READYREFRESH	LAB BOTTLED WATER SERVICE - MAR 2020	71.91	71.91
04/09/2020	104046	00058 READYREFRESH	BLDG T BOTTLED WATER SERVICE - MAR 2020	10.91	10.91
04/09/2020	104047	09624 VINELLA REGULAPATI	REFUND FOR 1710 FENWICK WAY	53.93	53.93
04/09/2020	104048	08646 SAUSAL CORPORATION	19-A005&16-A004-PP#8 FOR 03/01/20-03/31/	298,312.83	298,312.83
04/09/2020	104049	00756 SECURITY ETC.	DO FIRE SYSTEM	252.00	825.00
			FOF FIRE SYSTEM QTRLY	165.00	
			BLDG A FIRE SYSTEM QTRLY	165.00	
			DERWA BLDG R FIRE SYSTEM QTRLY	165.00	
			FOF BURG SYSTEM QTRLY	78.00	
04/09/2020	104050	02698 SHAMROCK OFFICE SOLUTIONS	OVERAGE USAGE COLOR COPIES FOR FY2020 01	3,745.74	3,745.74
04/09/2020	104051	01096 SHAPE INC	7 SERIES PUMP BOOTS (PRIMARY SLUDGE)	477.86	477.86
04/09/2020	104052	02015 SHERWIN-WILLIAMS CO	PAINT	704.50	704.50
04/09/2020	104053	01298 SMITH DENISON CONSTRUCTIO	MTR 85635298 RETURN	1,812.76	1,812.76



apCkHistDesc

## Check History Description Listing

Page: 48

Printed on: 05/07/2020 8:50AM

Dublin San Ramon Services District

From: 2/20/2020

To: 5/6/2020

Bank code: apbank

Date	Check #	Vendor	Description	Amount Paid	Check Total
04/09/2020	104054	08117 SOLVAY FLUORIDES, LLC	45,680 LBS HYDROFLUOSILICIC ACID (FLUORI	12,211.49	12,211.49
04/09/2020	104055	09617 CHAVONNE SWAYNE	REFUND FOR 3318 MADDEN WAY	17.24	17.24
04/09/2020	104056	06240 SWINERTON BUILDERS	19-A005 T.O. 1 2/1/20 - 2/29/20	38,625.00	38,625.00
04/09/2020	104057	00825 SWRCB - ATTN: ACCT OFFICE	JOHN CHALK WATER TREATMENT OPERATOR T1 C	105.00	105.00
04/09/2020	104058	09636 TECHNICAL BUILDERS	DP16-296 REFUND FOR PERFORMANCE BOND -	11,000.00	11,000.00
04/09/2020	104059	00862 TIFCO INDUSTRIES	RESTOCKING CONSUMABLES FOR SHOP	1,010.52	1,536.65
			RESTOCKING CONSUMABLES FOR SHOP	526.13	
04/09/2020	104060	06650 TOKAY SOFTWARE	TOKAY WEB TEST REPORT ENTRIES OCTOBER 20	426.00	426.00
04/09/2020	104061	04464 UNISON SOLUTIONS INC.	FUEL SKID MEDIA	20,022.30	20,022.30
04/09/2020	104062	00903 UNITED RENTALS, INC.	BLDG Q ELECTRICAL UPGRADES	279.79	279.79
04/09/2020	104063	01222 IRS UNITED STATES TREASURY	GARNISHMENT - IRS: PAYMENT	420.50	420.50
04/09/2020	104064	00556 UNITED WAY OF THE BAY AREA	UNITED WAY: PAYMENT	115.38	115.38
04/09/2020	104065	00912 OCC SERVICES VALLEY CARE H	PRE-EMPLOYMENT PHYSICAL - N. MURPHY	276.00	276.00
04/09/2020	104066	09613 KIM VAN DAM	REFUND FOR 7893 BRISTOL RD	298.31	298.31
04/09/2020	104067	06004 VANGUARD CLEANING SYSTEM	EXTRA DEEP CLEANING/DISINFECTING BLDG A,	972.00	972.00
04/09/2020	104068	08561 VERIZON CONNECT	FY20 BPO DIV53: FLEET GPS TRACKING SYSTE	1,320.90	2,641.80
			FY20 BPO DIV53: FLEET GPS TRACKING SYSTE	1,320.90	
04/09/2020	104069	00933 VWR INTERNATIONAL, INC.	LABORATORY SUPPLIES AND CHEMICALS	535.87	1,015.25
			LABORATORY SUPPLIES AND CHEMICALS	197.25	
			LABORATORY SUPPLIES AND CHEMICALS	186.25	
			LABORATORY SUPPLIES AND CHEMICALS	80.34	
			LABORATORY SUPPLIES AND CHEMICALS	15.54	
04/09/2020	104070	04061 WAXIE SANITARY SUPPLY	DO JANITORIAL SUPPLIES	451.51	1,406.57
			DO JANITORIAL SUPPLIES	955.06	

apCkHistDesc

## Check History Description Listing

Page: 49

Printed on: 05/07/2020 8:50AM

Dublin San Ramon Services District

From: 2/20/2020

To: 5/6/2020

Bank code: apbank

Date	Check #	Vendor	Description	Amount Paid	Check Total
04/09/2020	104071	02884 WEST VALLEY CONSTRUCTION	19-W004 PHASE 1 BLOWOFFS - DOUGHERTY VAL	231,560.98	
			19-W004 PHASE 2 BLOWOFFS - KARINA CT/TOL	92,543.10	
			19-W004 PIPERS BROOK & ROVERTON	38,944.06	
			19-W004 8682 WATERFORD COURT	27,977.75	
			19-W004 MILLENIUM & JASPER HILL CONCRETE	5,063.72	
			19-W004 WINDEMERE PARKWAY TRAFFIC CONTRO	287.50	396,377.11
04/09/2020	104072	09620 HILTON WONG	REFUND FOR 2119 MAIDENHAIR WAY	174.18	174.18
04/09/2020	104073	09621 WAYNE WRIGHT	REFUND FOR 3119 TEWKSBURY WAY	174.98	174.98
04/09/2020	104074	05814 YORKE ENGINEERING, LLC	AIR BOARD PERMITTING	1,834.25	1,834.25
04/09/2020	104075	00987 ATTN: ACCOUNTING ZONE 7 WA	TREATED WATER SERVICE FEB '20	1,123,136.84	1,123,136.84
04/09/2020	104076	03536 U S BANK/ CORP PMT SYSTEMS	PRE-AERATION BLOWER	3,099.44	
			QTY (3) LICENSES AND MAINT FOR BLUEBEAM	2,092.00	
			WWTP BUILDING S ELECTRICAL SHOP REMODEL	1,700.04	
			CONES FOR MAINTENANCE	1,636.72	
			LEONARDO - CROSS-CONNECTION CONTROL CERT	1,250.00	
			NEW TRASH RECEPTACLES FOR DO	1,070.44	
			SAN RAMON CHAMBER OF COMMERCE MEMBERSHIP	1,025.00	
			TOOLS FOR NEW EMPLOYEE NATHAN MURPHY	941.58	
			DROUGHT GARDEN SUPPLIES	934.02	
			AIR PURIFIER MACHINES	875.88	
			BUILDING S WASHING MACHINE REPLACED	851.04	
			DOUBLE JACKET FIRE HOSE	839.04	
			NFPA CODE BOOKS FOR ELECTRICAL DIVISION	789.97	
			CONTROL PANEL FOR TRASH PUMP	767.40	
			SPRING 2020 ACWA REG - J. LEE	725.00	
			DERWA PROJECT: OPERATOR'S SUPPLIES	673.77	
			TOUR TRANSPORTATION 03/30/20 - VALLEY WA	639.21	

apCkHistDesc

## Check History Description Listing

Page: 50

Printed on: 05/07/2020 8:50AM

Dublin San Ramon Services District

From: 2/20/2020

To: 5/6/2020

Bank code: apbank

Date	Check #	Vendor	Description	Amount Paid	Check Total
			2020 DUBLIN STATE OF THE CITY - DUBLIN C	600.00	
			DROUGHT GARDEN TOP SOIL	552.81	
			MATENDIDO: LODGING FOR 03/02-05/20 RE: 2	511.11	
			LODGING AWWA-WEF JEFF CARSON	499.93	
			QTY (4) CISCO SFP-10G LR, QTY (10) CISCO	491.44	
			HOTEL FOR WEF/AWWA CONFERENCE - LEVI	469.17	
			SUPERVISOR 101 TRAINING - S. HALLIDAY &	450.00	
			LEE - CALPELRA ACADEMY: FOUNDATION OF LA	435.00	
			ANNUAL SMOG CHECKS FOR FLEET	425.00	
			HYPO PUMP REPAIR PARTS	424.23	
			BLUETOOTH HEADSEATS FOR CSRS FOR REMOTE	407.44	
			ONLINE JOB POSTING FOR INFORMATION SYSTE	399.00	
			DROUGHT GARDEN MATERIALS	390.79	
			AED BATTERIES	369.27	
			USPS PO BOX RENEWAL - CUSTOMER SERVICE 2	326.00	
			INTRUSION PANEL FOR DO	317.53	
			BUILDING A LOCKER ROOM	314.18	
			QTY (20) MINI DP TO HDMI CABLES FOR SURF	306.59	
			PORTABLE TOILET RENTAL 03/03/20 - 03/30/	299.00	
			ONLINE JOB ADVERTISEMENT-SR. ENVIRONMENT	290.00	
			FLOW SWITCH FOR TODD SAFETY SHOWER @ DER	285.02	
			OLSON - BACKFLOW RECERTIFICATION EXAM ON	285.00	
			4 CLASSIC WHITE 50LB RAG BOX	284.05	
			QTY (4) DAMEWARE LICENSE RENEWAL	276.00	
			ONLINE JOB POSTING FOR THE UB/CS SUPERVI	275.00	
			DROUGHT GARDEN SUPPLIES	267.05	
			CCTV SUPPLIES	260.63	
			FLIGHT TO ANAHEIM FOR CAL-NV AWWA - DIAN	257.97	
			COFFEE	254.60	

apCkHistDesc

## Check History Description Listing

Page: 51

Printed on: 05/07/2020 8:50AM

Dublin San Ramon Services District

From: 2/20/2020

To: 5/6/2020

Bank code: apbank

Date	Check #	Vendor	Description	Amount Paid	Check Total
			ONLINE JOB POSTING - SR ENVIRONMENTAL CO	249.00	
			T. JOHNSON REGISTRATION FOR COLLECTION S	245.00	
			BUILDING A LOCKER ROOM	237.19	
			VEHICLE #100 SPINDLES	100.00	
			UPDATED SOFTWARE FOR HART COMMUNICATOR	100.00	
			BATTERIES, GARBAGE BAGS, SHOP TOWELS, TI	99.79	
			20-P006 BACKER ROD FOR THE JOINT SEALANT	99.00	
			CARSON RENEWAL APR 2020 - MAY 2021	99.00	
			DROUGHT GARDEN - HOSES	98.28	
			GRINDING BLADES FOR DIGESTER #1 REHAB	98.23	
			FLIGHT TO RENO FOR CWEA CONF. - HEIDI BI	97.96	
			HYPO FLAGS	96.90	
			DROUGHT GARDEN SUPPLIES	96.11	
			CRANE INSPECTION FORMS	95.00	
			HAND CLEANER FOR FLEET	92.83	
			BUILDING A LOCKER ROOM	91.57	
			PARTS FOR DIGESTER #1 FLOOR REPAIR	90.59	
			FOD WAREHOUSE STOCK SUPPLIES	90.28	
			DERWA UV COMPRESSOR PARTS	89.69	
			JOHNSON - PLANTRONICS BLUETOOTH HEADSET	89.63	
			OFFICE SUPPLIES	89.26	
			BATTERY FOR GEN# 412G	82.98	
			WATERUSE MTG FOR LEVI	82.00	
			OLSON - NCBPA MEETING AND MEMBERSHIP REN	80.00	
			QTY (6) HDMI CABLES FOR DO CONF ROOMS	78.59	
			OFFICE SUPPLIES FOR DO	76.75	
			19-A005 DO SIGNS	76.09	
			FUEL FOR TRUCK 110	75.00	
			OFFICE SUPPLIES FOR DO EXEC	74.42	

apCkHistDesc

## Check History Description Listing

Page: 52

Printed on: 05/07/2020 8:50AM

Dublin San Ramon Services District

From: 2/20/2020

To: 5/6/2020

Bank code: apbank

Date	Check #	Vendor	Description	Amount Paid	Check Total
			DIGESTER #1 GRINDING WHEEL	74.26	
			OAKLAND AIRPORT ECONOMY PARKING	72.00	
			QTY (1) LOGITECH WEBCAM AND (1) USB EXTE	68.81	
			SUPPLIES FOR ROUNDS	67.58	
			BUILDING A LOCKER ROOM	66.45	
			COMPUTER EQUIPMENT - EXTERNAL HARD DRIVE	65.24	
			BUILDING A LOCKER ROOM SUPPLIES	63.21	
			DISHWASHER PART	61.54	
			ASSISTANT/ASSOCIATE CIVIL ENGINEER APPRA	57.64	
			DROUGHT GARDEN SUPPLIES	55.94	
			FRAME FOR 24 X 31 SAFETY POSTERS	55.65	
			BLDG A LOCKER ROOM SUPPLIES	53.04	
			QTY (2) LOGITECH WIRELESS KB/MOUSE JAN L	52.41	
			PARTS FOR DIGESTER #1 FLOOR REPAIR	51.29	
			FUEL FOR TRUCK 110	50.00	
			KEYS FOR SAFETY DEPT	49.75	
			AGM WELCOME/ ICE CREAM SOCIAL 3/2/20 EXP	49.45	
			DROUGHT GARDEN PLANTS	49.15	
			NETWORK WIRE CONNECTORS FOR CAT 6 WIRE	46.97	
			BOARD NAMEPLATES FOR JAN LEE	45.81	
			MAINTENANCE WORKER FOD PRACTICAL EXAM 03	45.75	
			BUILDING A LOCKER ROOM	43.63	
			WHITEBOARD & SUPPLIES FOR KEEPING TRACK	41.91	
			MAINTENANCE WORKER I/II (FOD) PRACTICAL	41.65	
			BUILDING A LOCKER ROOM SUPPLIES	40.44	
			FUEL FOR TRUCK # 112	40.00	
			GASOLINE - DISTRICT POOL VEHICLE	37.84	
			FIRMWARE UPGRADE FOR BOSCH SECURITY PANE	37.59	
			#304 SOLENOID	37.45	

apCkHistDesc

## Check History Description Listing

Page: 53

Printed on: 05/07/2020 8:50AM

Dublin San Ramon Services District

From: 2/20/2020

To: 5/6/2020

Bank code: apbank

Date	Check #	Vendor	Description	Amount Paid	Check Total
			BAGS FOR NEW HEAT GUN TOOL SETS	37.00	
			DISPENSER BOTTLES FOR HAND SANITIZER	34.94	
			STAFF MEETINGS 2/25/20 - EXPENSE	34.89	
			PRO SUBSCRIPTION (MARCH 2020)	33.00	
			DROUGHT GARDEN SUPPLIES	32.00	
			ASST/ASSOCIATE ENGINEER RECRUITMENT APPR	31.60	
			LUNCH FOR ERP MEETING 03/11/20	31.21	
			PLANNER	29.49	
			FULL MANAGEMENT MEETING 3/4/20 EXPENSE	28.68	
			OIL FOR CHAINSAW	28.34	
			JAN LEE'S NAME TAG	26.85	
			SUPPLIES FOR FLUSHING	24.26	
			SUPPLIES FOR CCTV	22.96	
			BOOK - TRAINING JEFF CARSON	21.58	
			AGM WELCOME/ ICE CREAM SOCIAL 3/2/20 EXP	19.67	
			SYMPATHY CARDS FOR JONATHAN PENAFLO	19.59	
			LOCKS FOR BREAKERS FOR LOTO	18.00	
			BENDA-BOARD PLASTIC EDGING	17.79	
			ENERGIZER LR44 1.5V BUTTON CELL BATTERY,	17.38	
			GALLARDO - 2020 PARMA CONFERENCE - 02/27	16.68	
			BUILDING A LOCKER ROOM	15.69	
			BAYWORK CERTIFICATION SEMINAR	15.00	
			DROUGHT GARDEN	13.57	
			OFFICE SUPPLIES FOR DO 3 4 2020	12.15	
			DRAWBOARD PDF	11.99	
			SHEARS, 2PK	10.91	
			MISC SUPPLIES	9.18	
			BATTERY, SPECIAL SIZE, FOR A WELDING HEL	8.73	
			M. GALLARDO - PARMA 2020 CONFERENCE PARK	8.00	

apCkHistDesc

## Check History Description Listing

Page: 54

Printed on: 05/07/2020 8:50AM

Dublin San Ramon Services District

From: 2/20/2020

To: 5/6/2020

Bank code: apbank

Date	Check #	Vendor	Description	Amount Paid	Check Total
			SHARPIE METALLIC GLD/SLVR/BRZ	7.57	
			ASSISTANT/ASSOCIATE CIVIL ENGINEER SME A	7.49	
			GOING AWAY POTLUCK FOR FOF 03/09/20 EXPE	7.07	
			GALLARDO - 2020 PARMA CONFERENCE PARKING	7.00	
			FULL MANAGEMENT MEETING 3/4/20 EXPENSE	6.99	
			POLICE REPORT	5.00	
			SUPPLIES FOR CCTV TRUCK	4.89	
			SUPPLIES FOR CCTV	4.36	
			APPLE ICLOUD STORAGE FOR MARCH 2020 - DA	0.99	
			DEPOSIT AT HOTEL FOR CASA CONFERENCE - G	0.01	
			CREDIT FOR AN ITEM RETURNED	-10.00	
			CREDIT FOR ONE HDMI CABLE FROM ONLINE OR	-13.10	
			RETURNED PART FOR DIGESTER #1 FLOOR REPA	-56.73	
			CREDIT - RETURNED DEPOSIT FOR S. ROBERSO	-151.42	
			CREDIT - RETURNED DEPOSIT FOR K. BAXTER'	-151.42	
			REIMBURSEMENT FROM CWEA CONF (HOTEL) HEI	-151.42	
			CREDIT FOR CANCELLED DKF SOLUCTIONS TRAI	-245.00	
			REIMBURSEMENT FOR CAL-NV AWWA HOTEL - DI	-291.33	
			DROUGHT GARDEN SUPPLIES	-685.32	
			BUILDING A SUPPLIES FOR LOCKER ROOM	229.22	
			BUILDING A LOCKER ROOM & BATHROOM SUPPLI	221.60	
			REPAIR MATERIALS FOR DIGESTER 1 FLOOR	208.33	
			SIGNS FOR BLDG R	200.65	
			SPRING 2020 ACWA HOTEL - D. MCINTYRE 5/5	199.44	
			SIGNAL CONDITIONER FOR FOG STATION	198.84	
			AVIEIRA: MEMBERSHIP RENEWAL, EXP 04/20/2	192.00	
			CPEZZONI: MEMBERSHIP RENEWAL, EXP 04/20/	192.00	
			CWEA MEMBERSHIP RENEWAL FOR R. LAWRENCE	192.00	
			STEPHENSON - ACWA 2020 SPRING CONFERENCE	191.88	

apCkHistDesc

## Check History Description Listing

Page: 55

Printed on: 05/07/2020 8:50AM

Dublin San Ramon Services District

From: 2/20/2020

To: 5/6/2020

Bank code: apbank

Date	Check #	Vendor	Description	Amount Paid	Check Total
			SPRING 2020 ACWA HOTEL - J. LEE 5/5-5/7	188.36	
			DISINFECTING WIPES	180.12	
			QTY (6) CISCO GLC-LH-SMD FOR SCADA PROJE	179.94	
			MISC SUPPLIES	179.04	
			19-A005 TEMPOARY CERTIFICATE OF OCCUPANC	179.00	
			LANYARDS FOR SECURITY BADGES	175.28	
			DROUGHT GARDEN SUPPLIES	172.18	
			PHOTOS FOR CORONAVIRUS, BRING YOUR CHILD	169.00	
			CLEANING SUPPLIES	168.78	
			M. GALLARDO - PARMA 2020 CONFERENCE LODG	168.50	
			19-A005 DO SIGNS	166.52	
			AWWA WEF CONF RENTAL CAR JEFF CARSON	147.54	
			AWWA-WEF CONF AIRFARE JEFF CARSON	144.98	
			FOOD GRADE PAINT FOR WATER DEPT	139.02	
			20-P006 TAX & FREIGHT ON A FERGUSON ORDE	135.95	
			LUNCH RE: 02/25/20 AUMA ACTUATOR TRAININ	135.63	
			DERWA SUPPLIES PORTABLE HEATER, ETC	130.44	
			PRIME MEMBERSHIP CHARGE	130.01	
			LUNCH RE: 02/27/20 AUMA ACTUATOR TRAININ	126.89	
			FUEL FOR TRUCK 110	125.00	
			FUEL FOR TRUCK 110	125.00	
			FUEL FOR TRUCK 110	125.00	
			FUEL FOR TRUCK 110	124.44	
			BLUE WARNING LIGHTS FOR DO	124.39	
			FUEL FOR TRUCK 110	121.63	
			1 YR SUBSCRIPTION PLEASANTON WEEKLY	120.00	
			FIRST AID/CPR/AED TODD MILLISON	120.00	
			SYMPATHY FLOWERS J. PENAFLOR	113.47	
			TOOLS FOR MYSELF & NATHAN	109.98	



apCkHistDesc

## Check History Description Listing

Page: 56

Printed on: 05/07/2020 8:50AM

Dublin San Ramon Services District

From: 2/20/2020

To: 5/6/2020

Bank code: apbank

Date	Check #	Vendor	Description	Amount Paid	Check Total
			HEADSETS FOR DIANE & KAPIL - BLUETOOTH	109.23	
			BUILDING A LOCKER ROOM SUPPLIES	108.65	
			TUSCON WATER TURNAROUND FOR FOD STAFF (Q	108.15	
			SAFETY SUPPLIES	106.61	
			ONLINE JOB POSTING FOR SR. UTILITY BILL	105.00	
			LUNCH RE: 02/26/20 AUMA ACTUATOR TRAININ	104.80	
			OFFICE SUPPLIES	102.25	
			FUEL FOR TRUCK #110	101.12	
			PARTS FOR DIGESTER #1 FLOOR REPAIR	100.38	
			BUILDING A LOCKER ROOM MATERIALS	61.10	
			ASSISTANT/ASSOCIATE CIVIL ENGINEER SME A	60.00	
			WEF UTILITY MANAGEMENT CONFERENECE TRANS	60.00	
			ALUM INJECTION POD; SUPPLIES FOR PAD NEX	59.00	
			SHOP SUPPLIES - EMD	58.68	
			TRANSPORTATION FROM LONG BEACH AIRPORT T	58.45	
			ASSISTANT/ASSOCIATE CIVIL ENGINEER - SME	57.64	41,767.82
04/10/2020	1001531946	01111 CALPERS	APRIL 2020 - ER CODE 0740 (PERS)	224,677.49	224,677.49
04/10/2020	1001531952	01111 CALPERS	APRIL 2020 - ER CODE 7316 (NON-PERS)	2,245.12	2,245.12
04/10/2020	1001539037	01111 CALPERS	2020 REPLACEMENT BENEFIT FUND CONTRIBUTI	254.25	254.25
04/13/2020	2130	05511 DISBURSEMENT UNIT CALIFORN	CHILD SUPPORT GARNISHMENT: PAYMENT	612.92	612.92
04/13/2020	17597985	00591 QUADIENT, INC.	POSTAGE ADVANCE 04/13/20	500.00	500.00
04/13/2020	1001539052	00494 PERS	RETIREMENT: PAYMENT	104,238.21	104,238.21
04/14/2020	74572021	00558 IRS - PAYROLL TAXES	FEDERAL WITHHOLDING TAXES: PAYMENT	158,203.90	158,203.90
04/14/2020	271911968	00559 EDD - PAYROLL	CALIFORNIA STATE TAXES: PAYMENT	32,090.78	32,090.78
04/15/2020	790001123	01676 BANK OF AMERICA	BANK ACCOUNT ANALYSIS - MARCH 2020	2,048.01	2,048.01
04/23/2020	104077	00031 ALLIED FLUID PRODUCTS CORP	EXPANSION JOINT FOR HYPO TANK #4	966.23	966.23

apCkHistDesc

## Check History Description Listing

Page: 57

Printed on: 05/07/2020 8:50AM

Dublin San Ramon Services District

From: 2/20/2020

To: 5/6/2020

Bank code: apbank

Date	Check #	Vendor	Description	Amount Paid	Check Total
04/23/2020	104078	09040 ANDERSON PACIFIC ENGINEERING	17-P004 - PP#12 FOR 03/01/20-03/31/20	235,532.90	235,532.90
04/23/2020	104079	01013 BARRETT BUSINESS SERVICES	S. MONTAGUE: W/E 04/05/20	273.00	273.00
04/23/2020	104080	09331 CALIFORNIA BANK OF COMMERCE	19-A005&16-A004-PP#3-8 FOR 10/01/19-03/3	186,099.38	186,099.38
04/23/2020	104081	03614 CAROLLO ENGINEERS INC.	18-P002 TO OC-17 WWTP ELEC SYS STUDIES/D	5,425.00	5,425.00
04/23/2020	104082	07915 JEFF CARSON	J. CARSON MILEAGE REIMB FOR MAR 2020	77.14	
			J. CARSON MILEAGE REIMB FOR FEB 2020	64.61	141.75
04/23/2020	104083	01623 EAST BAY DISCHARGERS AUTHORITY	O&M ASSESSMENT - APRIL 1, 2020 - 4TH QT	176,303.05	176,303.05
04/23/2020	104084	00299 ENVIRONMENTAL RESOURCE ASSOCIATES	PROFICIENCY TESTING SAMPLE AND STANDARD	122.33	122.33
04/23/2020	104085	00937 GRAINGER, INC.	PART FOR FSL MIXER CONTROLS	614.40	
			EXHAUST FAN FOR LAVWMA JUNCTION STRUCTURE	324.65	
			COVID 19	291.03	
			ICE MACHINE FOR ELS DEPT	286.90	
			MAINT SHOP STOCK	203.21	
			INVERTED MARKING CHALK, GREEN	179.61	
			REPLACEMENTSAMPLE PUMP MOTOR	168.23	
			COVID-19	60.86	
			PARTS FOR FLEET ROLL-UP DOOR	45.18	
			FITTINGS FOR FOD CHILLER	20.25	2,194.32
04/23/2020	104086	04424 GRAYBAR ELECTRIC COMPANY	BUILDING A - BATHROOM REMODEL	1,025.15	
			SHOP STOCK MATERIAL - ELEC MAINT	945.62	
			SHOP STOCK MATERIAL - ELEC MAINT	700.47	
			EM SHOP STOCK MATERIAL	471.96	
			SHOP STOCK MATERIAL	240.90	
			EM SHOP STOCK MATERIAL	188.67	
			2-HOLE CGB'S FOR VIBRATION CABLES	151.39	
			FUSES FOR NEW VIBRATION BACKBOARD	24.01	3,748.17

apCkHistDesc

## Check History Description Listing

Page: 58

Printed on: 05/07/2020 8:50AM

Dublin San Ramon Services District

From: 2/20/2020

To: 5/6/2020

Bank code: apbank

Date	Check #	Vendor	Description	Amount Paid	Check Total
04/23/2020	104087	03853 ICMA	ICMA 457 DEFERRED COMPENSATION: PAYMENT	57,101.36	57,101.36
04/23/2020	104088	00439 IUOE LOCAL 39	LOCAL 39 UNION DUES: PAYMENT	4,586.99	4,586.99
04/23/2020	104089	00473 KEMIRA WATER SOLUTIONS INC	45,080 LB FERROUS CHLORIDE DELV 4-3-20	7,002.64	7,002.64
04/23/2020	104090	09294 TONY LEONARDO	T. LEONARDO REIMB EXP FOR OSHA TRAINING	140.00	140.00
04/23/2020	104091	01171 MCGUIRE & HESTER	ON-CALL REPAIR @ ARLINGTON WAY & E. BRAN	178,154.83	315,748.12
			19-W004 DOUGHERTY VALLEY - MULTIPLE LOCA	138,377.29	
			CREDIT MEMO FOR DUPLICATE CHARGE ON ORIG	-784.00	
04/23/2020	104092	02470 SHRED-IT USA LLC	SHREDDING SERVICE - SVC DATE 03/18/20	121.89	121.89
04/23/2020	104093	05026 UNIVAR SOLUTIONS USA INC.	48980.000 LB SOD HYPO DELV 3-16-20	3,582.45	14,426.79
			48495.000 LB SOD HYPO DELV 3-18-20	3,549.85	
			47985.000 LB SOD HYPO DELV 3-16-20	3,515.57	
			44981.999 SOD HYPO DELV 3-18-20	3,313.70	
			160 GAL FOD SODIUM HYPOCHLORITE 12.5% (C	472.56	
			10 GAL CREDIT MEMO - ORIGINAL INVOICE SJ	-7.34	
04/23/2020	104094	06643 WEIR TECHNICAL SERVICES	MANAGEMENT SERVICES - MAR. 2020	8,128.31	8,128.31
04/23/2020	104095	02702 4712 ALLIED / AMS	BLDG A BATHROOM PROJECT	134.85	134.85
04/23/2020	104096	00019 A-1 ENTERPRISES	LAVWMA STREET SWEEPING - MAR 2020	394.00	999.00
			20-A025 BUILDING "A" SEWER LINE REPLACEM	355.00	
			WWTP STREET SWEEPING MARCH 20, 2020	250.00	
04/23/2020	104097	07554 AIRGAS USA, LLC	CYLINDER RENTAL INVOICE MAR '20	885.42	1,975.78
			ARGON - STANDARD INVOICE	569.79	
			GAS AND CYLINDER RENTAL	320.05	
			GAS FOR PURGIN METHANE VESSAL AT FUEL SK	200.52	
04/23/2020	104098	02158 AMADOR VALLEY INDUSTRIES	DO GARBAGE SVC - FOR MAR. 2020	751.67	751.67
04/23/2020	104099	06552 SOLUTIONS INC. AMERICAN COI	AQUAHAWK V12.06 STANDARD FOR MAY 2020	2,421.00	

apCkHistDesc

## Check History Description Listing

Page: 59

Printed on: 05/07/2020 8:50AM

Dublin San Ramon Services District

From: 2/20/2020

To: 5/6/2020

Bank code: apbank

Date	Check #	Vendor	Description	Amount Paid	Check Total
			AQUAHAWK V12.06 STANDARD FOR JAN 2020	2,421.00	4,842.00
04/23/2020	104100	09492 APPLEONE	D. POPE: WE 03/29/20	2,170.00	
			D. POPE: WE 04/05/20	2,170.00	4,340.00
04/23/2020	104101	06349 ARCSINE ENGINEERING	16-A005 T.O. 1 3/1/20 - 3/31/20	10,072.70	10,072.70
04/23/2020	104102	09610 RUTH ASTON	UB Refund Cst #00075297	1,691.03	1,691.03
04/23/2020	104103	00622 AT&T	C3 - TELE SVCS 03/13/20-04/12/20	425.61	425.61
04/23/2020	104104	02576 BLACK & VEATCH CORPORATION	16-P028 AND 18-P010 T.O. 1 BILLING THRU	34,365.27	34,365.27
04/23/2020	104105	08428 CAL ENGINEERING & GEOLOGY	17-W002 T.O. 2 BILLING THROUGH 4/2/20	2,389.88	
			19-W004 T.O. 1 BILLING THROUGH 4/2/20	690.00	3,079.88
04/23/2020	104106	01085 CALPERS LONG-TERM CARE PR	LONG-TERM CARE: PAYMENT	68.12	68.12
04/23/2020	104107	00118 CALTEST ANALYTICAL LAB	SUBCONTRACTED SAMPLE ANALYSES	703.00	
			SUBCONTRACTED SAMPLE ANALYSES	184.30	
			SUBCONTRACTED SAMPLE ANALYSES	152.00	1,039.30
04/23/2020	104108	08447 CHEMTRADE CHEMICALS US LL	4269.028 ALUM SULFATE DELV 2-27-20	3,549.73	
			3925.852 ALUM SULFATE DELV 2-20-20	3,264.36	
			3913.275 GAL ALUM SULFATE DELV 4-6-20	3,253.91	
			3886.324 GAL ALUM SULFATE DELV 3-19-20	3,231.51	
			3861.170 ALUM SULFATE DELV. 3-6-20	3,210.58	
			3848.593 ALUM SULFATE DELV 3-13-20	3,200.13	
			3816.252 GAL DELV 2-13-20	3,173.24	22,883.46
04/23/2020	104109	09432 CITY AUTO SUPPLY	#117 RADIATORASY - CAPASY-RADIATOR	948.71	
			#117 ANTI-FREEZE	186.69	1,135.40
04/23/2020	104110	09158 CLAREMONT EAP	EE ASSISTANCE: MAY 2020 CHARGES	370.50	370.50
04/23/2020	104111	04820 COASTAL IGNITION & CONTROL	FY20 BPO DIV53: CO-GEN PARTS	516.94	516.94
04/23/2020	104112	09297 COMPUTER COURAGE INC.	LAVWMA WEBSITE UPGRADE - MAR. 2020	147.15	147.15

apCkHistDesc

## Check History Description Listing

Page: 60

Printed on: 05/07/2020 8:50AM

Dublin San Ramon Services District

From: 2/20/2020

To: 5/6/2020

Bank code: apbank

Date	Check #	Vendor	Description	Amount Paid	Check Total
04/23/2020	104113	06686 D-A LUBRICANT COMPANY	LUBE OIL FOR COGEN	4,743.38	4,743.38
04/23/2020	104114	08562 DTN ENGINEERS, INC.	LAVWMA: PUMP STATION MCC PROJECT UPGRADE	4,071.05	4,071.05
04/23/2020	104115	09646 DUBLIN CA REAL ESTATE, LLC	DP 15-058 REFUND FOR OVERPMT OF SEWER CA	9,230.97	9,230.97
04/23/2020	104116	09547 EHS INTERNATIONAL, INC	AERIAL LIFT OPERATOR AWARENESS 2-12-20	1,620.00	
			PROGRAM/POLICY DEVELOPMENT	750.00	
			2-19-20 AERIAL LIFT OPERATOR INITIAL CLA	600.00	2,970.00
04/23/2020	104117	00307 FAIRWAY EQUIPMENT & SUPPLY	DERWA HYPO TANK GASKET MATERIAL	844.83	844.83
04/23/2020	104118	00314 FEDEX	EXPRESS SHIPMENT 3-19-20	9.87	9.87
04/23/2020	104119	09574 FERGUSON WATERWORKS	20-P006 FLOOR HYDROSTATIC VALVES FOR DIG	713.70	713.70
04/23/2020	104120	00699 FLYERS ENERGY, LLC	PSR1 MOTOR OIL	2,541.23	2,541.23
04/23/2020	104121	05630 FOOTHILL LOCKSMITHS INC.	LOCK CHANGED ON BLDG S & T	335.60	335.60
04/23/2020	104122	06247 GROENIGER & CO	EPOXY	296.44	296.44
04/23/2020	104123	02099 H & N ENTERPRISES	REFUND VENDOR'S CHECK#0822/RECEIPT LEDGE	403.08	403.08
04/23/2020	104124	03149 HDS WHITE CAP CONST SUPPLY	TYVEK SUITS (QTY. 10)	61.08	
			INSPECTOR TOOLS - 9V BATTERIES, NITRILE	43.00	104.08
04/23/2020	104125	06732 HIRERIGHT, INC.	EMPLOYMENT BACKGROUND SCREENING (OPERATO	151.24	151.24
04/23/2020	104126	07652 HUNT & SONS, INC.	CLEAR DIESEL DELV 4-13-20	1,350.09	
			580 GAL FUEL 87 OCT DELV. 4-2-20	881.19	2,231.28
04/23/2020	104127	07017 HYDROSCIENCE ENGINEERS, IN	20-W024 T.O. 2 SERVICES THRU 3/29/2020	21,387.50	
			LAVWMA: CAPACITY AND PIPELINE EVALUATION	9,864.52	31,252.02
04/23/2020	104128	06061 JACKSON LEWIS LLP	GENERAL LEGAL FEES (03/20)	222.00	222.00
04/23/2020	104129	09641 JANENE'S EMBROIDERY	CLOTH MASKS FOR DSRSD EMPLOYEES	1,353.13	1,353.13
04/23/2020	104130	07848 JARVIS, FAY & GIBSON, LLP	GENERAL COUNSEL SVCS - MAR. 2020	2,485.00	2,485.00

apCkHistDesc

## Check History Description Listing

Page: 61

Printed on: 05/07/2020 8:50AM

Dublin San Ramon Services District

From: 2/20/2020

To: 5/6/2020

Bank code: apbank

Date	Check #	Vendor	Description	Amount Paid	Check Total
04/23/2020	104131	03758 JDH CORROSION CONSULTANTS	ANNUAL SURVEY OF AC MITIGATION AND CATHO	8,000.00	8,000.00
04/23/2020	104132	08020 KELLEHER, HELMRICH AND ASS	ANNUAL BILLING FOR ONLINE-SDS MANAGEMENT	1,800.00	1,800.00
04/23/2020	104133	05957 LANDIA, INC.	AERATION MIXER	9,203.75	
			AERATION MIXER	9,203.75	18,407.50
04/23/2020	104134	09638 LIFTOFF, LLC	OFFICE 365 CONSULTING AND MIGRATION SERV	7,500.00	7,500.00
04/23/2020	104135	03127 LUHDORFF & SCALMANINI INC.	DLD GROUNDWATER MONITORING AND REPORTING	8,196.25	8,196.25
04/23/2020	104136	06641 MANAGEMENT PARTNERS, INC.	20-A002 ERP SYSTEM CONVERSION 2019 FOR M	6,510.00	6,510.00
04/23/2020	104137	00162 MAXIM CRANE WORKS	CRANE REPAIR	22,106.67	22,106.67
04/23/2020	104138	00536 MC MASTER-CARR SUPPLY CO.	DIGESTER SAMPLE SPLASH GUARD PARTS - (C	199.70	
			DERWA AIR LIFT PARTS	24.51	224.21
04/23/2020	104139	04231 MSC INDUSTRIAL SUPPLY CO	COVID 19 SUPPLIES	1,511.58	
			SAND VIBRATOR FOR SAND BLASTER - COVID 1	639.34	
			COGEN OIL FEED LINE & DERWA AIR LIFT PAR	618.54	
			GLOVES FOR MECH STAFF	533.72	
			COVID 19 SUPPLIES	377.26	
			PAINT AND CHEMICALS FOR STOCK	357.62	
			17-P004 CAPS FOR GRIT LINES	210.09	
			TOOL STORAGE CHEST FOR VEHICLE 55 - FLEE	165.30	
			BLDG T FLOOR MARKING	123.27	
			COVID 19 SUPPLIES	107.91	
			COVID 19	9.81	4,654.44
04/23/2020	104140	04796 NAPA AUTO PARTS	#59 PARTS	199.29	
			CAT D7 CABIN FILTERS	70.20	
			RETURNS & FLARE KIT PURCHASED	52.77	
			AIR & OIL FILTERS	31.42	353.68

apCkHistDesc

## Check History Description Listing

Page: 62

Printed on: 05/07/2020 8:50AM

Dublin San Ramon Services District

From: 2/20/2020

To: 5/6/2020

Bank code: apbank

Date	Check #	Vendor	Description	Amount Paid	Check Total
04/23/2020	104141	06596 NATIONAL PLANT SERVICES, INC	16-S034 FINAL RELEASE RETENTION	7,720.47	7,720.47
04/23/2020	104142	00595 NEWARK ELECTRONICS	CONNECTORS FOR TRIPLEX CABLE TO COGEN GO	82.77	82.77
04/23/2020	104143	00620 P G & E	WWTP ELECTRICITY - MAR 2020	29,764.88	
			DISTRICT OFFICE ELECTRICITY - MAR 2020	2,612.81	
			PUMP STATION R200B ELECTRIC - APR 2020	2,113.30	
			FSL AERATORS; LAB HVAC; FLEET - MAR 2020	1,817.34	
			DO UTILITY BLDG ELECTRICITY - MAR 2020	169.03	
			RESERVOIR R100 DERWA TANK 1 - APR 2020	36.47	
			DO UTILITY BLDG GAS SERVICE - MAR 2020	34.58	36,548.41
04/23/2020	104144	02467 PETERSON POWER SYSTEMS IN	SHIPPING ON ORDER FOR OIL FILTERS FOR CO	100.00	100.00
04/23/2020	104145	00663 PLEASANTON GARBAGE SVC IN	WWTP MAR '20 GARBAGE SERVICE AND TRANSP	4,461.25	
			FOF MONTHLY GARBAGE SERVICE - MAR 2020	588.15	5,049.40
04/23/2020	104146	07359 POLLARD WATER	DECHLOR STRIP	355.06	355.06
04/23/2020	104147	08787 PSC INDUSTRIAL OUTSOURCING	FY20 BPO DIV53: HOMELESS CAMP BIO-WASTE,	200.00	200.00
04/23/2020	104148	09023 QUENCH USA, INC.	WATER FILTRATION SERVICE - FOF, BLDG T &	196.65	196.65
04/23/2020	104149	04105 R & B COMPANY	BACKFLOW REPAIR PARTS BLDG T	293.23	293.23
04/23/2020	104150	09291 RAYMOND HANDLING CONCEPT	CIP NO. 20-A025 REACH TRUCK	41,230.29	41,230.29
04/23/2020	104151	00058 READYREFRESH	LAVWMA BOTTLED WATER SERVICE - APR 2020	8.73	8.73
04/23/2020	104152	00774 SIEMENS INDUSTRY, INC	DISTRICT OFFICE TEC, DAMPER ACTUATORS &	29,571.22	29,571.22
04/23/2020	104153	08010 SLOAN SAKAI YEUNG & WONG L	LABOR RELATED LEGAL FEES (03/20)	1,296.75	1,296.75
04/23/2020	104154	02444 DEPT LA 1368 STAPLES ADVANT	DISINFECTANT SPRAY LYSOL, 4 CASES	350.65	
			TISSUE & COFFEE FOR FOF	261.95	
			PURELL HAND SANITIZER, 4 CASES	178.91	
			LAMINATING POUCHES - MENU & LETTER SIZE	102.55	
			LYSOL SPRAY LAVENDER 19OZ	48.97	943.03

apCkHistDesc

## Check History Description Listing

Page: 63

Printed on: 05/07/2020 8:50AM

Dublin San Ramon Services District

From: 2/20/2020

To: 5/6/2020

Bank code: apbank

Date	Check #	Vendor	Description	Amount Paid	Check Total
04/23/2020	104155	00800 STATE BOARD OF EQUALIZATION	2020 1ST QRT USE TAX RETURN (3Q FY 2020)	9,435.00	9,435.00
04/23/2020	104156	00825 SWRCB - ATTN: ACCT OFFICE	CASTRO AARON WWTP OPERATOR IV RENEWAL	150.00	150.00
04/23/2020	104157	00829 T & T VALVE & INSTRUMENTS INC	SPARE VALVES FOR MF~	2,325.31	2,325.31
04/23/2020	104158	00837 TELSTAR INSTRUMENTS, INC.	FOD REMOTE SITES CONTROL PROGRAMMING PRO	16,240.00	
			FOD REMOTE SITES CONTROL PROGRAMMING PRO	13,730.00	29,970.00
04/23/2020	104159	05824 TJC AND ASSOCIATES, INC.	16-W012 T.O. 4 PRO SVCS THROUGH 3/28/20	46,636.66	
			16-W012 T.O. 4 PROF SVCS THROUGH 2/28/20	28,110.75	74,747.41
04/23/2020	104160	08696 TSI POWER	BYPASS SWITCHES FOR THE UPS IS IN BLDG B	3,055.00	3,055.00
04/23/2020	104161	01806 U.S. BANK EQUIPMENT FINANCE	COPIER LEASE LAB/CUST SVC/EXEC - 04/01/2	1,680.26	1,680.26
04/23/2020	104162	00903 UNITED RENTALS, INC.	PROPANE FOR FORKLIFT	169.57	169.57
04/23/2020	104163	01222 IRS UNITED STATES TREASURY	GARNISHMENT - IRS: PAYMENT	420.50	420.50
04/23/2020	104164	00556 UNITED WAY OF THE BAY AREA	UNITED WAY: PAYMENT	115.38	115.38
04/23/2020	104165	06004 VANGUARD CLEANING SYSTEMS	WWTP APRIL '20 MONTHLY JANITORIAL SERVIC	3,295.00	
			FOF APRIL '20 MONTHLY JANITORIAL SERVICE	2,845.00	
			EXTRA DEEP DISINFECTING TWICE PER WEEK -	1,300.00	
			LAVWMA APRIL '20 JANITORIAL SERVICE	495.00	7,935.00
04/23/2020	104166	00920 VASCO ROAD LANDFILL	4-1 THRU 4-15-20 UNLOADING OF WWTP SOLI	790.43	790.43
04/23/2020	104167	00924 VERIZON WIRELESS	CELL PHN SVC AND EQUPTMNT CHARGES 03/04/	5,207.29	5,207.29
04/23/2020	104168	00928 VINCENT ELEC MOTOR CO., INC	RECONDITIONING OF PUMP MOTOR FOR PS20A	3,890.97	3,890.97
04/23/2020	104169	00933 VWR INTERNATIONAL, INC.	LABORATORY SUPPLIES AND CHEMICALS	567.37	
			LABORATORY SUPPLIES AND CHEMICALS	184.17	
			LABORATORY SUPPLIES AND CHEMICALS	72.46	824.00
04/23/2020	104170	04061 WAXIE SANITARY SUPPLY	DO JANITORIAL SUPPLIES	284.53	284.53
04/23/2020	104171	02884 WEST VALLEY CONSTRUCTION	ON-CALL REPAIR @ 659 ARGYLE COURT	15,112.41	



apCkHistDesc

## Check History Description Listing

Page: 64

Printed on: 05/07/2020 8:50AM

Dublin San Ramon Services District

From: 2/20/2020

To: 5/6/2020

Bank code: apbank

Date	Check #	Vendor	Description	Amount Paid	Check Total
			ON-CALL REPAIR @ 5728 SHADOW HILL LANE,	13,501.57	
			ON-CALL REPAIR @ 7277 SHEFFIELD LANE, DU	13,095.34	
			ON-CALL WATER & SEWER SYSTEM REPAIRS	6,866.21	
			WELDING LIDS AND PAINTING HYDRANT ON DUB	6,853.93	55,429.46
04/23/2020	104172	03508 XYLEM WATER SOLUTIONS USA	DERWA WEDECO UVI REFERENCE UV SENSORS AN	990.60	990.60
04/23/2020	104173	00987 ATTN: ACCOUNTING ZONE 7 WA	MARCH 2020 CONNECTION FEES	1,096,683.20	1,096,683.20
04/27/2020	32089312	05511 DISBURSEMENT UNIT CALIFORNIA	CHILD SUPPORT GARNISHMENT: PAYMENT	612.92	612.92
04/27/2020	1001547821	00494 PERS	RETIREMENT: PAYMENT	102,703.43	102,703.43
04/28/2020	387936800	00559 EDD - PAYROLL	CALIFORNIA STATE TAXES: PAYMENT	29,135.73	29,135.73
04/28/2020	1909201141	00558 IRS - PAYROLL TAXES	FEDERAL WITHHOLDING TAXES: PAYMENT	148,176.21	148,176.21
694 checks in this report				<b>Total Checks:</b>	<b>16,779,383.87</b>



## **Quarterly Financial Reports**

<b>Report Name</b>	<b>Page</b>
Revenue Summary	1
Working Capital Summary	2
Expense Summary by Fund	3
Expense Summary by Department	4
Expense Summary by Category	5
Capital Outlay by Division	6
Capital Project Expense Summary	7
Legislative Division Expenses Report	8

# Dublin San Ramon Services District

## Revenue Summary

March 2020

Revenue Source	Budget	Budget to Date	YTD Actual	Amount Remaining	%f Budget Received	% Revenue Expected
<b>Service Charges</b>						
Local Sewer Operations	\$ 3,432,162	\$ 2,338,332	\$ 2,602,321	\$ 829,841	75.82%	68.13%
Regional Sewer Operations	\$ 22,047,514	\$ 13,779,696	\$ 16,073,046	\$ 5,974,468	72.90%	62.50%
Water Operations	\$ 33,781,383	\$ 21,113,364	\$ 21,287,435	\$ 12,493,947	63.02%	62.50%
	<b>\$ 59,261,058</b>	<b>\$ 37,231,392</b>	<b>\$ 39,962,802</b>	<b>\$ 19,298,256</b>	<b>67.44%</b>	<b>62.83%</b>
<b>Capacity Reserve Fees</b>						
Water Replacement	\$ 3,258,204	\$ 2,443,653	\$ 1,930,305	\$ 1,327,900	59.24%	75.00%
Water Expansion	\$ 7,374,818	\$ 5,531,113	\$ 4,126,982	\$ 3,247,835	55.96%	75.00%
Local Sewer Replacement	\$ 1,655,326	\$ 1,241,494	\$ 629,297	\$ 1,026,029	38.02%	75.00%
Local Sewer Expansion	\$ 50,492	\$ 37,869	\$ 19,195	\$ 31,297	38.02%	75.00%
Regional Sewer Replacement	\$ 3,128,684	\$ 2,346,513	\$ 1,248,685	\$ 1,879,999	39.91%	75.00%
Regional Sewer Expansion	\$ 8,803,510	\$ 6,602,632	\$ 3,505,461	\$ 5,298,048	39.82%	75.00%
	<b>\$ 24,271,033</b>	<b>\$ 18,203,275</b>	<b>\$ 11,459,925</b>	<b>\$ 12,811,108</b>	<b>47.22%</b>	<b>75.00%</b>
<b>Fees &amp; Permits</b>						
	<b>\$ 2,388,743</b>	<b>\$ 1,791,557</b>	<b>\$ 595,408</b>	<b>\$ 1,793,335</b>	<b>24.93%</b>	<b>75.00%</b>
<b>Interest</b>						
	<b>\$ 3,797,123</b>	<b>\$ 2,847,842</b>	<b>\$ 2,173,442</b>	<b>\$ 1,623,681</b>	<b>57.24%</b>	<b>75.00%</b>
<b>Other Income</b>						
Administrative Fees	\$ 880,000	\$ 660,000	\$ 1,074,258	\$(194,258)	122.07%	75.00%
DV Standby Assessment	\$ 1,717,012	\$ 1,287,759	\$ 1,041,291	\$ 675,721	60.65%	75.00%
Miscellaneous Revenue	\$ 996,243	\$ 747,182	\$ 1,179,219	\$(182,977)	118.37%	75.00%
Penalties	\$ 130,000	\$ 97,500	\$ 142,388	\$(12,388)	109.53%	75.00%
Property Taxes	\$ 640,437	\$ 480,328	\$ 809,601	\$(169,164)	126.41%	75.00%
Reimbursement of Costs	\$ 500	\$ 375	\$ 200	\$ 300	40.00%	75.00%
Rental Office Space	\$ 19,200	\$ 14,400	\$ 0	\$ 19,200	0.00%	75.00%
	<b>\$ 4,383,392</b>	<b>\$ 3,287,544</b>	<b>\$ 4,246,957</b>	<b>\$ 136,435</b>	<b>96.89%</b>	<b>75.00%</b>
	<b><u>\$ 94,101,350</u></b>	<b><u>\$ 63,361,611</u></b>	<b><u>\$ 58,438,535</u></b>	<b><u>\$ 35,662,815</u></b>	<b><u>62.10%</u></b>	<b><u>67.33%</u></b>

Note: Interfund transfers and Contributions of Property are excluded from this report.

**Dublin San Ramon Services District**  
**Working Capital Summary**  
**March 2020**

**Enterprise Funds**

Fund	Dollars (\$)		In Months		
	YTD Actual	Budget	Target (Months)	Last Quarter	Current Quarter
Local Wastewater Enterprise	\$ 1,788,244	\$ 1,188,024	4	4.64	6.02
Regional Wastewater Enterprise	\$ 10,003,863	\$ 6,669,477	4	5.11	6.00
Water Enterprise	\$ 10,917,335	\$ 10,079,981	4	5.36	4.33

**Replacement Funds**

Fund	In Dollars (\$)		
	Actual	Minimum	Above (Below)
Local Wastewater Replacement	\$ 5,509,586	\$ 3,111,164	\$ 2,398,422
Regional Wastewater Replacement	\$ 32,356,157	\$ 12,533,228	\$ 19,822,929
Water Replacement	\$ 36,200,369	\$ 14,459,177	\$ 21,741,192

**Expansion Funds**

Fund	In Dollars (\$)		
	Actual	Minimum	Above (Below)
Local Wastewater Expansion	\$ 5,774,221	\$ 221,029	\$ 5,553,192
Regional Wastewater Expansion	\$ 50,490,411	\$ 13,401,072	\$ 37,089,339
Water Expansion	\$ 30,840,160	\$ 9,212,496	\$ 21,627,664

**Temporary Infrastructure Charge Status**

Revenue Type	In Dollars (\$)		
	Amount Collected	Amount Repaid	Net
Temporary Infrastructure Charge Status	\$ 8,206,030	\$ (5,212,358)	\$ 2,993,672

## Dublin San Ramon Services District

### Expense Summary by Fund

March 2020

% of Year Completed = 75%

Expense Summary by Fund	Budget	Budget to Date	Year To Date Actual	Dollars Remaining	Percent Used
200 - Local Sewer Operations	\$ 2,736,801	\$ 2,052,601	\$ 1,397,775	\$ 1,339,026	51.07 %
205 - Local Rate Stabilization Fund	\$ 3,700	\$ 2,775	\$ 0	\$ 3,700	0.00 %
210 - Local Sewer Replacement	\$ 517,800	\$ 388,350	\$ 2,965	\$ 514,835	0.57 %
220 - Local Sewer Expansion	\$ 576,343	\$ 432,257	\$ 314,375	\$ 261,967	54.55 %
300 - Regional Sewer Operations	\$ 16,773,732	\$ 12,580,299	\$ 12,229,320	\$ 4,544,412	72.91 %
305 - Regional Rate Stabilization Fund	\$ 3,700	\$ 2,775	\$ 0	\$ 3,700	0.00 %
310 - Regional Sewer Replacement	\$ 1,240,000	\$ 930,000	\$ 211,751	\$ 1,028,249	17.08 %
320 - Regional Sewer Expansion	\$ 4,489,256	\$ 3,366,942	\$ 3,265,099	\$ 1,224,157	72.73 %
600 - Water Operations	\$ 27,956,935	\$ 20,967,702	\$ 17,635,293	\$ 10,321,642	63.08 %
605 - Water Rate Stabilization Fund	\$ 80,600	\$ 60,450	\$ 33,685	\$ 46,915	41.79 %
610 - Water Replacement	\$ 702,020	\$ 526,515	\$ 40,216	\$ 661,804	5.73 %
620 - Water Expansion	\$ 5,038,534	\$ 3,778,900	\$ 3,344,014	\$ 1,694,520	66.37 %
900 - Administrative Overhead	\$ 7,822,713	\$ 5,867,035	\$ 4,459,633	\$ 3,363,080	57.01 %
965 - Other Post Employment Benefits	\$ 988,919	\$ 741,689	\$ 800,206	\$ 188,713	80.92 %
995 - DV Standby Assessment	\$ 1,746,750	\$ 1,310,063	\$ 1,573,364	\$ 173,386	90.07 %
	<u>\$ 70,677,803</u>	<u>\$ 53,008,352</u>	<u>\$ 45,307,696</u>	<u>\$ 25,370,107</u>	<u>64.10 %</u>

Note: This report shows operating expenses prior to the Administrative Overhead fund's expenses being allocated to the other funds.

**Dublin San Ramon Services District****Expense Summary By Department**

March 2020

% of Year Completed = 75%

Expense Summary by Department	Budget	Budget To Date	Year To Date Actual	Dollars Remaining	Percentage Used
Executive	\$2,810,193	\$2,107,645	\$1,646,938	\$ 1,163,256	58.61%
Financial Services	\$5,748,346	\$4,311,260	\$3,618,364	\$ 2,129,982	62.95%
Engineering	\$4,574,134	\$3,430,601	\$2,767,148	\$ 1,806,986	60.50%
Operations	\$20,715,428	\$15,536,571	\$13,619,219	\$ 7,096,210	65.74%
Non-Departmental	\$36,829,701	\$27,622,276	\$23,656,028	\$ 13,173,673	64.23%
	<u>\$70,677,803</u>	<u>\$53,008,352</u>	<u>\$45,307,696</u>	<u>\$ 25,370,107</u>	<u>64.10%</u>

## Dublin San Ramon Services District

### Expense Summary by Category

March 2020

% of Year Completed = 75%

Expense Summary by Category	Budget	Budget to Date	Year to Date Actual	Budget Remaining	Percentage Used
Personnel	\$26,617,914	\$19,963,436	\$17,502,196	\$ 9,115,719	65.75%
Materials and Supplies	\$20,084,779	\$15,063,584	\$12,481,204	\$ 7,603,576	62.14%
Contract Services	\$7,394,285	\$5,545,714	\$4,122,070	\$ 3,272,215	55.75%
Other Expenses	\$14,818,224	\$11,113,668	\$10,998,814	\$ 3,819,410	74.22%
Capital Outlay	\$1,762,600	\$1,321,950	\$203,413	\$ 1,559,187	11.54%
	<u>\$70,677,803</u>	<u>\$53,008,352</u>	<u>\$45,307,696</u>	<u>\$ 25,370,107</u>	<u>64.10%</u>

**Dublin San Ramon Services District**  
**Capital Outlay by Division**  
**March 31, 2020**

**Capital Outlay - Identified**

<b>Div</b>	<b>Asset Description</b>	<b>Budget</b>	<b>Year To Date Actual</b>	<b>Dollars Remaining</b>	<b>Percent Used</b>
51	CCTV Truck Replacement	500,000	-	500,000	
51	Arrowboard Sign Trailer	17,500	-	17,500	
51	Ford Escape	30,000	-	30,000	
51	Leak Repair Vehicle	150,000	-	150,000	
51	Reach Truck	35,000	-	35,000	
<b>51</b>	<b>Total Field Operations</b>	<b>732,500</b>	<b>-</b>	<b>732,500</b>	<b>0.00%</b>
52	Utility/Service Carts (Qty 8)	77,000	43,165	33,835	
<b>52</b>	<b>Total Plant Operations</b>	<b>77,000</b>	<b>43,165</b>	<b>33,835</b>	<b>56.06%</b>
53	Spare RAS Pump For Secondary Clarifiers	16,000	-	16,000	
53	Vibration and Acoustic Monitoring Equipment	100,000	32,589	67,411	
53	Mechanical Bird Control	50,000	-	50,000	
53	Air Handler for Influent Pump Room	32,000	-	32,000	
53	Building "A" Sewer Line Replacement/Bursting	60,000	-	60,000	
53	D7 Tractor for Bio-Solids Harvesting	250,000	-	250,000	
53	Small Dump Truck	75,000	-	75,000	
53	District Office Server Room HVAC	30,000	-	30,000	
<b>53</b>	<b>Total Mechanical Maintenance</b>	<b>613,000</b>	<b>32,589</b>	<b>580,411</b>	<b>5.32%</b>
54	Instrumentation, Controls, & Electrical	90,100	82,440	7,660	
<b>54</b>	<b>Total Electrical Maintenance</b>	<b>90,100</b>	<b>82,440</b>	<b>7,660</b>	<b>91.50%</b>
55	Laboratory Equipment Replacement	250,000	-	250,000	
<b>55</b>	<b>Total Laboratory Operations</b>	<b>250,000</b>	<b>-</b>	<b>250,000</b>	<b>0.00%</b>
	Budget Adjustment	-	-	-	
<b>Grand Total</b>		<b>\$ 1,762,600</b>	<b>\$ 158,194</b>	<b>\$ 1,604,406</b>	<b>8.98%</b>
<b>Unexpected Capital Outlay</b>					
52	Chlorine Contact Tank East Drain Pump	\$ -	\$ 45,218	\$ (45,218)	
<b>Total Unexpected Capital Outlay</b>		<b>\$ -</b>	<b>\$ 45,218</b>	<b>\$ (45,218)</b>	
<b>Total All Capital Outlay</b>		<b>\$ 1,762,600</b>	<b>\$ 203,413</b>	<b>\$ 1,559,187</b>	



# Capital Project Expense Summary Report

Dublin San Ramon Services District

March 31, 2020

Fund #		Budget	Year-to-date Expenditures	Balance	Prct Used
210	Local Wastewater Replacement	\$ 1,598,164	\$ 270,419	\$ 1,327,745	16.92%
220	Local Wastewater Expansion	\$ 39,285	\$ 7,047	\$ 32,238	17.94%
310	Regional Wastewater Replacement	\$ 6,579,168	\$ 2,986,598	\$ 3,592,570	45.39%
320	Regional Wastewater Expansion	\$ 6,572,622	\$ 3,584,981	\$ 2,987,641	54.54%
610	Water Replacement	\$ 7,149,017	\$ 1,834,459	\$ 5,314,558	25.66%
620	Water Expansion	\$ 3,040,330 <sup>(1)</sup>	\$ (47,047)	\$ 3,087,377	-1.55%
Grand Total		<u>\$ 24,978,586</u>	<u>\$ 8,636,457</u>	<u>\$ 16,342,129</u>	<u>34.58%</u>

(1) 26% of the budget is for construction of DERWA Recycled Water Plant Ph2. When cost is billed to DERWA the revenue offsets CIP expense. DERWA bills DSRSD for their portion; and DSRSD portion is paid from the operating expense contribution to JPA. Budget in fund 620 CIP covers the operating expense contribution to JPA.

# March Budget Variance Report

Accounting Period: 9  
Accounting Year: 2020

Categories are flagged if Actual Expense % > Target Expense %  
(Target Expense % = (Period/12)\*100 + Tolerance %)

Expected Expense: 75.00%  
Tolerance Level: 1.00%

Target Expense: 76.00%

## Division: 10. Legislative

	<u>2020</u>	<u>YTD</u>	<u>MTD</u>	<u>% of YTD</u>	<u>Flag</u>
	<u>Adjusted Budget</u>	<u>Expenditure</u>	<u>Expenditure</u>	<u>to Budget</u>	
Employee Memberships & Certifications	0.00	0.00	0.00	- %	
Medical	25,104.00	18,252.00	2,028.00	72.71%	
Other Benefits	7,000.00	5,999.13	689.71	85.70%	FLAG
Retirement	3,500.00	1,515.17	198.65	43.29%	
Salaries	35,000.00	20,298.00	2,632.00	57.99%	
Salary / Benefit Credit	0.00	0.00	0.00	- %	
Training Costs	14,000.00	5,570.68	809.79	39.79%	
<b>1. Personnel</b>	<b>84,604.00</b>	<b>51,634.98</b>	<b>6,358.15</b>	<b>61.03%</b>	
Equipment Under \$10,000	0.00	0.00	0.00	- %	
Office Supplies/Services	2,800.00	419.85	99.74	14.99%	
<b>2. Materials and Supplies</b>	<b>2,800.00</b>	<b>419.85</b>	<b>99.74</b>	<b>14.99%</b>	
Advertising	0.00	0.00	0.00	- %	
Other Services	27,000.00	55,432.50	1,000.00	205.31%	FLAG
Professional Services	25,000.00	17,428.00	0.00	69.71%	
Telecommunication Services	0.00	0.00	0.00	- %	
<b>3. Contract Services</b>	<b>52,000.00</b>	<b>72,860.50</b>	<b>1,000.00</b>	<b>140.12%</b>	<b>FLAG</b>
Meetings	2,500.00	624.15	410.00	24.97%	
Permits, Licenses & District Mbrshps	0.00	0.00	0.00	- %	
Subscriptions & Publications	540.00	50.00	0.00	9.26%	
<b>4. Other</b>	<b>3,040.00</b>	<b>674.15</b>	<b>410.00</b>	<b>22.18%</b>	
Capital Outlay - Identified	0.00	0.00	0.00	- %	
Capital Outlay - Unidentified	0.00	0.00	0.00	- %	
<b>5. Capital Outlay</b>	<b>0.00</b>	<b>0.00</b>	<b>0.00</b>	<b>- %</b>	
<b>10. Legislative Total</b>	<b>142,444.00</b>	<b>125,589.48</b>	<b>7,867.89</b>	<b>88.17%</b>	<b>FLAG</b>



**TITLE:** Approve Continuation of District's State of Emergency in Response to COVID-19 Pandemic by General Manager and Find that the Need for the District's State of Emergency Still Exists

**RECOMMENDATION:**

Staff recommends the Board of Directors receive a verbal update on the COVID-19 emergency and approve, by Motion, a continuation of the State of Emergency response to the COVID-19 pandemic, as declared by the General Manager and confirmed and ratified by Resolution No. 26-20, and find that there exists a need for continuing the District's COVID-19 emergency which the Board last confirmed on May 5, 2020.

**SUMMARY:**

On March 4, 2020, Governor Gavin Newsom of California proclaimed a State of Emergency to exist in California as a result of the threat of COVID-19, a coronavirus. On March 13, 2020, President Donald Trump declared a National Emergency as a result of the threat of COVID-19.

On March 16, 2020, the public health officers of Alameda County, Contra Costa County, and four other Bay Area counties issued a legal order directing their respective residents to shelter-in-place at home for three (3) weeks beginning on March 17 and ending on April 7. The order limits activity, travel, and business functions to the most essential needs. On March 31, 2020, the public health officers issued a subsequent order that is effective through May 3 in seven Bay Area counties and that is more restrictive than the original order. The new order continues to provide an exception for the operations and maintenance of "Essential Infrastructure," which includes, but is not limited to, water, wastewater, and recycled water service. Exemptions are also in place for Essential Government Functions, for certain "Minimum Basic Operations," for emergency management functions, for certain narrowly prescribed "Essential Business" functions, and for certain qualifying private construction, such as housing projects meeting low-income needs. On April 29, this order was extended through the end of May, with minor modifications on requirements.

On March 16, 2020, the General Manager, as the District's Emergency Manager per the Emergency Response Plan policy (P300-16-2), declared a District State of Emergency to allow for essential operations to continue, and to ensure operational flexibility in meeting the challenges of COVID-19 to the vital water and sewer services that are needed to protect public health and the environment.

On March 19, 2020, Governor Newsom issued Executive Order N-33-20 ordering all individuals living in California to stay home at their place of residence, with certain exceptions for critical services and other qualifying exceptions. This shelter-in-place order has no specified termination date.

On March 25, 2020, the Board of Directors approved Resolution No. 26-20, which confirmed the continuation of the District State of Emergency, and directed the General Manager to report on progress at least at every regularly scheduled meeting until the State of Emergency is terminated.

District emergency planning has been aggressively implemented. Half of the District's staff are working a vast majority of their time from home, but all critical operations needed to protect public health and the environment continue. A number of major projects and activities are delayed until after the Alameda County and Statewide shelter-in-place orders are both significantly modified, suspended, or terminated.

The COVID-19 emergency continues in our service area. To assure proper staffing and support of critical operational functions, staff is requesting the Board find that there still exists a need to continue the State of Emergency reflected by Resolution No. 26-20.

Originating Department: Office of the General Manager		Contact: D. McIntyre	Legal Review: Not Required
Cost: \$0		Funding Source: N/A	
Attachments: <input checked="" type="checkbox"/> None <input type="checkbox"/> Staff Report <input type="checkbox"/> Resolution <input type="checkbox"/> Ordinance <input type="checkbox"/> Task Order <input type="checkbox"/> Proclamation <input type="checkbox"/> Other (see list on right)		83 of 111	



**TITLE:** Hold Public Hearing: Adopt Revised Schedule of Miscellaneous and Industrial Waste Program User Fees and Charges and Rescind Resolution Nos. 24-18 and 25-18

## **RECOMMENDATION:**

Staff recommends the Board of Directors hold a Public Hearing and adopt, by Resolution, the revised schedule of miscellaneous and industrial waste program user fees and charges and rescind Resolution Nos. 24-18 and 25-18.

## **SUMMARY:**

The District maintains various administrative, customer service, engineering, industrial waste, and laboratory analysis fees and charges that are paid by customers receiving the benefit. These fees and charges are typically reviewed and updated biennially to ensure that they reflect the costs of providing the service and that ratepayers are not subsidizing benefits that they do not receive. Miscellaneous and industrial waste program user fees and charges were last updated in 2018. Fees and charges are primarily calculated based on associated staff labor costs, and biennial reviews results in larger “true ups” for salary and benefits adjustments that occur between updates. Instead of biennial updates (typically in April), staff is recommends reviewing fees and charges annually in alignment with negotiated salary cost of living adjustments (typically in December). To do so will result in two updates this year, which will set the above fees at actual current cost of service. The first update is proposed to be effective July 1, 2020 and includes cost of living adjustments in 2019 and 2020. The second update is proposed to be effective January 1, 2021 and includes the negotiated cost of living adjustment effective January 2021. Going forward, staff recommends miscellaneous and industrial waste program user fees and charges be adjusted on an annual basis to keep pace with increased costs related to annual salary increases. Historically, Miscellaneous and Industrial Waste Program User fees and charges were adopted through two separate resolutions. Staff recommends consideration of the proposed fees and charges as one Board item and adoption through one consolidated resolution.

In addition to the timing of the adjustments, staff is also proposing the following changes:

1. Senate Bill 998 provides additional rules and procedures before residential water service can be interrupted as a result of certain customers’ inability to pay. Under Section 11691(a)(1) of the Health and Safety Code, reconnection fees for households with income below 200 percent of the federal poverty line is now limited to \$50 for connections performed during normal operating hours and \$150 for nonoperational hours. All other customers will be charged at the District’s current rates of \$119 and \$382, respectively.
2. The District’s current fee schedule does not address inspection fees related to directional drilling/boring near district facilities. The proposed engineering fee recovers the costs of inspection for telecommunication groups boring conduit for fiber runs near or around the District’s water mains and ensures district facilities are protected during construction.

Attachment 1 summarizes all the District’s miscellaneous and industrial waste program user fees and charges. The table compares the current and proposed fee, including the dollar and percentage change. Although personal cost increases are generally uniform across job classifications, the associated overhead will vary by division which results in different fee and charge adjustments. Effective July 1, 2020, fees and charges are proposed to increase by an average of 7.45% due to the past two years of increases in personnel, overhead, and supply costs. Fees and charges effective January 1, 2021 are proposed to increase by an average of 2.28%, due to negotiated labor contracts and estimated supply costs.

Originating Department: Administrative Services	Contact: M. Bailey	Legal Review: Yes
Cost: \$0	Funding Source: N/A	
Attachments: <input type="checkbox"/> None <input type="checkbox"/> Staff Report <input checked="" type="checkbox"/> Resolution <input type="checkbox"/> Ordinance <input type="checkbox"/> Task Order <input type="checkbox"/> Proclamation <input checked="" type="checkbox"/> Other (see list on right)	Attachment 1 – Miscellaneous Fees Table	84 of 111

Dublin San Ramon Services District  
Schedule of Fees and Charges  
Miscellaneous and Industrial Waste

Miscellaneous Fees - Administrative

Attachment 1 to S&R

TYPE OF FEE	DISTRICT CODE	FEE DESCRIPTION	CURRENT FEE	FEE EFFECTIVE 07/01/20-12/31/20	FEE EFFECTIVE 01/01/21-12/31/21	\$ CHANGE 2018 to 2020	% CHANGE 2018 to 2020	\$ CHANGE 2020 to 2021	% CHANGE 2020 to 2021	LAST UPDATE	NOTES
General Penalty - Code Infraction	1.30.010(B)	First violation	\$250.00	\$250.00	\$250.00	\$0.00	0.00%	\$0.00	0.0%	Jul-04	CA Penal Code Section 19.8
		Second violation of the same provision or ordinance within one year	\$500.00	\$500.00	\$500.00	\$0.00	0.00%	\$0.00	0.0%	Jul-04	CA Water Code Section 377
		Each additional violation of the same provision or ordinance within one year	\$1,000.00	\$1,000.00	\$1,000.00	\$0.00	0.00%	\$0.00	0.0%	Jul-04	CA Water Code Section 377
Copies of Public Records Fee	1.40.040	Per page	\$0.10	\$0.10	\$0.10	\$0.00	0.00%	\$0.00	0.0%	Jul-04	CA Gov. Code Section 6253(b)
Assessment of Late Charges	1.50.010	Shall be assessed on the overdue amount outstanding	10%	10%	10%	\$0.00	0.00%	\$0.00	0.0%	Jul-04	CA Gov. Code Section 61115(a)(3)(C)
Additional Late Charges	1.50.010	Shall be assessed for each 30 day period during which the overdue bill remains unpaid	1%	1%	1%	\$0.00	0.00%	\$0.00	0.0%	Jul-04	CA Gov. Code Section 61115(a)(3)(C)
Charge for Unpaid Returned Checks		First occurrence	\$25.00	\$25.00	\$25.00	\$0.00	0.00%	\$0.00	0.0%	Aug-03	CA Civil Code 1719
		Each additional occurrence	\$35.00	\$35.00	\$35.00	\$0.00	0.00%	\$0.00	0.0%	Aug-03	CA Civil Code 1719
Escrow Account - Set-up Fee	1.100.010	Fee to establish an escrow account requested by contractor	\$405.00	\$455.00	\$465.00	\$50.00	12.35%	\$10.00	2.2%	May-18	
Escrow Account - Handling Fee	1.100.010	Fee for each escrow account transaction will be deducted from the contractor's regular progress payment	\$35.00	\$39.00	\$40.00	\$4.00	11.43%	\$1.00	2.6%	May-18	
Regional Sewer Capacity Reserve Fee - Installment Plan - 10 year	3.70.070(B)	Initial set-up of 10 year installment plan	\$3,110.00	\$3,430.00	\$3,590.00	\$320.00	10.29%	\$160.00	4.7%	May-18	

Miscellaneous Fees - Customer Service

TYPE OF FEE	DISTRICT CODE	FEE DESCRIPTION	CURRENT FEE	FEE EFFECTIVE 07/01/20-12/31/20	FEE EFFECTIVE 01/01/21-12/31/21	\$ CHANGE 2018 to 2020	% CHANGE 2018 to 2020	\$ CHANGE 2020 to 2021	% CHANGE 2020 to 2021	LAST UPDATE	NOTES
Backflow Prevention Administrative Fee - Reduced Pressure Device	4.40.070	Bi-monthly backflow prevention device maintenance administrative fee for reduced pressure device	\$13.00	\$14.50	\$14.50	\$1.50	11.54%	\$0.00	0.00%	May-18	
Backflow Prevention Administrative Fee - Double check/Detector check	4.40.070	Bi-monthly backflow prevention device maintenance administrative fee for double check/detector check devices	\$19.00	\$20.50	\$21.00	\$1.50	7.89%	\$0.50	2.44%	May-18	
New Accounts Set-up Fee	4.40.040(A) 4.40.040(B)	New Utility Billing Account Set Up Fee. Charged when establishing a new account	\$20.00	\$22.00	\$22.00	\$2.00	10.00%	\$0.00	0.00%	May-18	
Service Reconnection and Termination Fee	4.40.040(B)	For each occasion	\$109.00	\$119.00	\$122.00	\$10.00	9.17%	\$3.00	2.52%	May-18	
Service Reconnection Fee-OT	4.40.040(B)	Performed during non-regular business hours	\$360.00	\$382.00	\$383.00	\$22.00	6.11%	\$1.00	0.26%	May-18	
Curb Stop Repair Fee	4.40.040(B)	For repair of damaged curb stop	\$399.00	\$411.00	\$420.00	\$12.00	3.01%	\$9.00	2.19%	May-18	
Trim Charge	4.40.040(B)	For trimming around meter box after customer failed to do trimming after being notified	\$141.00	\$154.00	\$158.00	\$13.00	9.22%	\$4.00	2.60%	May-18	
Hand Delivered Notification Fee	4.40.040(B)	Hand delivery, to service location as required by law, to notify resident of pending service disconnect	\$29.00	\$31.00	\$32.00	\$2.00	6.90%	\$1.00	3.23%	May-18	
Broken Lock Fee	4.40.040(B)	Fee to cover the hardware and staff time costs resulting from a cut lock	\$70.00	\$75.00	\$76.00	\$5.00	7.14%	\$1.00	1.33%	May-18	
Meter Removal or Reinstall Fee	4.40.040(B)	Time and materials to remove or reinstall meter based on customer need	\$166.00	\$182.00	\$187.00	\$16.00	9.64%	\$5.00	2.75%	May-18	
Site Visit	4.40.080(A)	Unsupported Site visit	\$83.00	\$91.00	\$94.00	\$8.00	9.64%	\$3.00	3.30%	May-18	
Temporary Meter - Charge for Breaking Seal/Tampering	4.40.080(A) 4.40.080(C)	Customer will be charged for actual time and materials	Actual Cost	Actual Cost	Actual Cost	\$0.00	0.00%	\$0.00	0.00%	May-18	
Construction Water Meter Fee Non-Residential	4.40.090(B)	Deposit equal to full replacement cost of the meter	Actual Cost	Actual Cost	Actual Cost	\$0.00	0.00%	\$0.00	0.00%	May-18	
		Field tracing charge each time a meter user fails to present the meter for reading	\$240.00	\$264.00	\$271.00	\$24.00	10.00%	\$7.00	2.65%	May-18	

Dublin San Ramon Services District  
Schedule of Fees and Charges  
Miscellaneous and Industrial Waste

Miscellaneous Fees - Customer Service (Newly added fees)

TYPE OF FEE	DISTRICT CODE	FEE DESCRIPTION	CURRENT FEE 05/15/18	FEE EFFECTIVE 02/01/20- 12/31/20	FEE EFFECTIVE 01/01/21- 12/31/21	\$ CHANGE 2018 to 2020	% CHANGE 2018 to 2020	\$ CHANGE 2020 to 2021	% CHANGE 2020 to 2021	LAST UPDATE	NOTES
Service Reconnection Fee under SB998 Provision	4.40.040(B)	For each occasion	N/A	\$50.00	\$50.00	N/A	N/A	\$0.00	0.00%	N/A	New Fee under SB998 Provision under Health and Safety Code Chapter 6 Section 11691(a)(1), effective February 1, 2020
Service Reconnection Fee-OT under SB998 Provision	4.40.040(B)	Performed during non-regular business hours	N/A	\$150.00	\$150.00	N/A	N/A	\$0.00	0.00%	N/A	New Fee under SB998 Provision under Health and Safety Code Chapter 6 Section 11691(a)(1), effective February 1, 2020

Miscellaneous Fees - Engineering

TYPE OF FEE	DISTRICT CODE	FEE DESCRIPTION	CURRENT FEE 05/15/18	FEE EFFECTIVE 02/01/20- 12/31/20	FEE EFFECTIVE 01/01/21- 12/31/21	\$ CHANGE 2018 to 2020	% CHANGE 2018 to 2020	\$ CHANGE 2020 to 2021	% CHANGE 2020 to 2021	LAST UPDATE	NOTES
Planning Agreement Application Fee	2.30.050	Minimum processing fee for planning agreement application	\$3,205.00	\$3,545.00	\$3,640.00	\$340.00	10.61%	\$95.00	2.68%	May-18	
Water Main Installation Inspection	3.70.070(A)	Inspection of repair of water main line with no bacteriological testing required	\$1,045.00	\$1,150.00	\$1,180.00	\$105.00	10.05%	\$30.00	2.61%	May-18	
		Minimum for inspection of installation or repair of water main line <u>with</u> bacteriological testing required (Laboratory testing charges billed separately)	\$4,625.00	\$5,100.00	\$5,240.00	\$475.00	10.27%	\$140.00	2.75%	May-18	
		Additional cost per linear foot over 300 ft. for inspection of installation or repair of water main line with bacteriological testing required	\$8.35	\$9.21	\$9.46	\$0.86	10.30%	\$0.25	2.71%	May-18	
Chlorination/Bacti retest	3.70.070	Fee for Chlorination/Bacti retest when initial testing fails	\$760.00	\$840.00	\$860.00	\$80.00	10.53%	\$20.00	2.38%	May-18	
Water Pressure retest	3.70.070	Fee for water pressure retest when initial testing fails	\$340.00	\$380.00	\$390.00	\$40.00	11.76%	\$10.00	2.63%	May-18	
Fire Hydrant Inspection Fee	3.70.070(A)	Per unit fee for inspection of fire hydrant installation	\$420.00	\$460.00	\$475.00	\$40.00	9.52%	\$15.00	3.26%	May-18	
Building Service Line Inspection Fee	3.70.070(A)	Per unit fee for inspection of water service line installation	\$555.00	\$615.00	\$630.00	\$60.00	10.81%	\$15.00	2.44%	May-18	
Blow-off Valve or Air Relief Valve Inspection Fee	3.70.070(A)	Per unit fee for inspection of blow-offs and air relief valves	\$280.00	\$305.00	\$315.00	\$25.00	8.93%	\$10.00	3.28%	May-18	
Backflow Prevention Device Inspection Fee	3.70.070(A)	Per unit fee for inspection of backflow prevention - domestic and irrigation service lines	\$205.00	\$220.00	\$225.00	\$15.00	7.32%	\$5.00	2.27%	May-18	
Fire Service Installation and Backflow Prevention Device Inspection Fee	3.70.070(A)	Per unit fee for fire service installation and inspection of backflow prevention device	\$830.00	\$950.00	\$975.00	\$120.00	14.46%	\$25.00	2.63%	May-18	
Service Assembly and Service Connection Inspection Fee	3.70.070(A)	Per unit fee for inspection of service assembly and service connection (water tap)	\$555.00	\$615.00	\$630.00	\$60.00	10.81%	\$15.00	2.44%	May-18	
Inspection Conducted Outside Regular Working Hours.	3.70.070(A)	Hourly rate for inspection conducted other than during regular working hours (8:30-4:30 weekdays)	\$225.00	\$245.00	\$250.00	\$20.00	8.89%	\$5.00	2.04%	May-18	
Inspection Conducted on Weekends or Holidays	3.70.070(A)	Minimum for inspections conducted on weekends or holidays	\$725.00	\$790.00	\$805.00	\$65.00	8.97%	\$15.00	1.90%	May-18	
		For each hour in excess of four hours	\$225.00	\$245.00	\$250.00	\$20.00	8.89%	\$5.00	2.04%	May-18	
Project Planning and Review Fees (for potable water and/or recycled water plans)	3.70.070(A)	Single family home	\$410.00	\$455.00	\$465.00	\$45.00	10.98%	\$10.00	2.20%	May-18	
		Commercial Unit Improvement/Expansion	\$2,170.00	\$2,400.00	\$2,465.00	\$230.00	10.60%	\$65.00	2.71%	May-18	
		New Single commercial unit/building	\$4,340.00	\$4,795.00	\$4,930.00	\$455.00	10.48%	\$135.00	2.82%	May-18	
		Additional commercial unit/building	\$1,695.00	\$1,810.00	\$1,925.00	\$115.00	6.78%	\$115.00	6.35%	May-18	
All Project Planning and Review Fees assume a maximum of two plan submittal reviews; all additional reviews will be billed at the staff's actual burdened hourly rate. Fee includes staff time for project support during construction and project acceptance.	3.70.070(A)	Additional fee per linear foot for water service over 300ft	\$5.18	\$5.64	\$5.88	\$0.46	8.88%	\$0.24	4.26%	May-18	
		Minimum new water system installation for residential subdivision - up to 5 units (incl. offsite or backbone improvements)	\$4,340.00	\$4,795.00	\$4,930.00	\$455.00	10.48%	\$135.00	2.82%	May-18	
		Additional per residential unit over 5	\$155.00	\$165.00	\$170.00	\$10.00	6.45%	\$5.00	3.03%	May-18	
		Additional fee per linear foot for new main installation over 300ft	\$5.18	\$5.64	\$5.88	\$0.46	8.88%	\$0.24	4.26%	May-18	
		Variance review	\$1,440.00	\$1,590.00	\$1,635.00	\$150.00	10.42%	\$45.00	2.83%	May-18	

Dublin San Ramon Services District  
Schedule of Fees and Charges  
Miscellaneous and Industrial Waste

TYPE OF FEE	DISTRICT CODE	FEE DESCRIPTION	CURRENT FEE 05/15/18	FEE EFFECTIVE 02/01/20- 12/31/20	FEE EFFECTIVE 01/01/21- 12/31/21	\$ CHANGE 2018 to 2020	% CHANGE 2018 to 2020	\$ CHANGE 2020 to 2021	% CHANGE 2020 to 2021	LAST UPDATE	NOTES
Project Planning and Review Fees(Minimum for any two combination of potable water, recycled water and/or sewer plans submitted on the same sheet(s) of the plan (1))	3.70.070(A)	Single family home	\$615.00	\$685.00	\$700.00	\$70.00	11.38%	\$15.00	2.19%	May-18	
		Commercial Unit Improvement/Expansion	\$3,625.00	\$4,005.00	\$4,120.00	\$380.00	10.48%	\$115.00	2.87%	May-18	
		New Single commercial unit/building	\$7,245.00	\$8,010.00	\$8,230.00	\$765.00	10.56%	\$220.00	2.75%	May-18	
		Additional commercial unit/building	\$2,280.00	\$2,425.00	\$2,590.00	\$145.00	6.36%	\$165.00	6.80%	May-18	
		Additional fee per linear foot for new main installation over 300ft	\$7.45	\$8.10	\$8.45	\$0.65	8.72%	\$0.35	4.32%	May-18	
		Minimum new water system installation for residential subdivision - up to 5 units (incl. offsite or backbone improvements)	\$6,100.00	\$6,645.00	\$6,925.00	\$545.00	8.93%	\$280.00	4.21%	May-18	
		Additional per residential unit over 5	\$190.00	\$205.00	\$210.00	\$15.00	7.89%	\$5.00	2.44%	May-18	
		Additional fee per linear foot for new main installation over 300ft	\$7.45	\$8.10	\$8.45	\$0.65	8.72%	\$0.35	4.32%	May-18	
(1) Project Planning and Review fees also appear among the fees authorized by Section 3.70.070(B) of the District code, fee for the first two plan submittals. It is the District's intent to charge one fee for the first two plan submittals. If two or more plans are included in one submittal, one fee would apply, and shall be based upon the greater of the length of potable water, recycled water, or sewer line submitted.											
Project Planning and Review Fees (Minimum for any three combination of potable water, recycled water and/or sewer plans submitted on the same sheet(s) of the plan (1))	3.70.070(A)	Single family home	\$615.00	\$685.00	\$700.00	\$70.00	11.38%	\$15.00	2.19%	May-18	
		Commercial Unit Improvement/Expansion	\$4,710.00	\$5,205.00	\$5,350.00	\$495.00	10.51%	\$145.00	2.79%	May-18	
		New Single commercial unit/building	\$9,415.00	\$10,405.00	\$10,695.00	\$990.00	10.52%	\$290.00	2.79%	May-18	
		Additional commercial unit/building	\$2,865.00	\$3,040.00	\$3,255.00	\$175.00	6.11%	\$215.00	7.07%	May-18	
		Additional fee per linear foot for new main installation over 300ft	\$9.72	\$10.57	\$11.03	\$0.85	8.74%	\$0.46	4.35%	May-18	
		Minimum new water system installation for residential subdivision - up to 5 units (incl. offsite or backbone improvements)	\$7,855.00	\$8,490.00	\$8,925.00	\$635.00	8.08%	\$435.00	5.12%	May-18	
		Additional per residential unit over 5	\$220.00	\$240.00	\$245.00	\$20.00	9.09%	\$5.00	2.08%	May-18	
		Additional fee per linear foot for new main installation over 300ft	\$9.72	\$10.57	\$11.03	\$0.85	8.74%	\$0.46	4.35%	May-18	
Recycled Water - Irrigation System Plan Review Fees	3.70.070(A)	Minimum for recycled water irrigation system plan review	\$4,105.00	\$4,540.00	\$4,665.00	\$435.00	10.60%	\$125.00	2.75%	May-18	
		Additional cost per acre for recycled water irrigation system plan review over 2 acres	\$510.00	\$555.00	\$570.00	\$45.00	8.82%	\$15.00	2.70%	May-18	
Recycled Water - Irrigation System Inspection Fees (includes one zero pressure test for one building and one irrigation system)	3.70.070(A)	Minimum for recycled water irrigation system inspection	\$3,640.00	\$4,025.00	\$4,135.00	\$385.00	10.58%	\$110.00	2.73%	May-18	
		Additional cost per acre for recycled water irrigation system inspection over 2 acres	\$635.00	\$685.00	\$700.00	\$50.00	7.87%	\$15.00	2.19%	May-18	
		Additional zero pressure test	\$635.00	\$685.00	\$700.00	\$50.00	7.87%	\$15.00	2.19%	May-18	
Recycled Water - Irrigation System License Fee	3.70.070(A)	Recycled water irrigation system license fee	\$875.00	\$965.00	\$990.00	\$90.00	10.29%	\$25.00	2.59%	May-18	
Meter Assembly Installation Fee (including meter and meter spud)	3.70.060 & 4.40.050	5/8" Meter assembly installation fee	\$545.00	\$570.00	\$574.00	\$25.00	4.59%	\$4.00	0.70%	May-18	
		3/4" Meter assembly installation fee	\$564.00	\$589.00	\$594.00	\$25.00	4.43%	\$5.00	0.85%	May-18	
		1" Meter assembly installation fee	\$612.00	\$637.00	\$642.00	\$25.00	4.08%	\$5.00	0.78%	May-18	
		1-1/2" PD meter assembly installation fee	\$2,568.00	\$2,598.00	\$2,610.00	\$30.00	1.17%	\$12.00	0.46%	May-18	
		1-1/2" Compound meter assembly installation fee	\$1,685.00	\$1,708.00	\$1,716.00	\$23.00	1.36%	\$8.00	0.47%	May-18	
		1-1/2" Turbine meter assembly installation fee	\$1,342.00	\$1,366.00	\$1,374.00	\$24.00	1.79%	\$8.00	0.59%	May-18	
		2" PD meter assembly installation fee	\$2,761.00	\$2,791.00	\$2,802.00	\$30.00	1.09%	\$11.00	0.39%	May-18	
		2" Compound meter assembly installation fee	\$1,877.00	\$1,896.00	\$1,904.00	\$19.00	1.01%	\$8.00	0.42%	May-18	
		2" Turbine meter assembly installation fee	\$1,510.00	\$1,517.00	\$1,524.00	\$7.00	0.46%	\$7.00	0.46%	May-18	
Sewer Main Installation Inspection	3.70.070(B)	Inspection of single reach sewer main installation without TV Inspection	\$1,045.00	\$1,150.00	\$1,180.00	\$105.00	10.05%	\$30.00	2.61%	May-18	
		Minimum for inspection of single or multiple reach sewer main installation with TV inspection. Additional Fees may include services performed by outside contractors.	\$5,340.00	\$5,810.00	\$5,960.00	\$470.00	8.80%	\$150.00	2.58%	May-18	
		Additional cost per linear foot over 350 ft. for inspection of single or multiple reach sewer main installation with TV inspection. Additional Fees may include services performed by outside contractors.	\$9.18	\$10.01	\$10.28	\$0.83	9.07%	\$0.27	2.66%	May-18	
Sewer air retest	3.70.070	Fee for sewer air retest when initial testing fails	\$340.00	\$380.00	\$390.00	\$40.00	11.76%	\$10.00	2.63%	May-18	
Saddle or Manhole Connection Inspection	3.70.070(B)	Inspection of Saddle installation or Manhole connection	\$415.00	\$460.00	\$475.00	\$45.00	10.84%	\$15.00	3.26%	May-18	
Sewer manhole vacuum retest	3.70.070	Fee for sewer manhole vacuum retest when initial testing fails	\$205.00	\$225.00	\$230.00	\$20.00	9.76%	\$5.00	2.22%	May-18	

Dublin San Ramon Services District  
Schedule of Fees and Charges  
Miscellaneous and Industrial Waste

TYPE OF FEE	DISTRICT CODE	FEE DESCRIPTION	CURRENT FEE 05/15/18	FEE EFFECTIVE 02/01/20- 12/31/20	FEE EFFECTIVE 01/01/21- 12/31/21	\$ CHANGE 2018 to 2020	% CHANGE 2018 to 2020	\$ CHANGE 2020 to 2021	% CHANGE 2020 to 2021	LAST UPDATE	NOTES
Sewer Lateral Installation Inspection Fee	3.70.070(B)	Inspection of sewer lateral installation	\$280.00	\$305.00	\$315.00	\$25.00	8.93%	\$10.00	3.28%	May-18	
House Sewer Installation Inspection Fee	3.70.070(B)	Inspection of house sewer installation	\$280.00	\$305.00	\$315.00	\$25.00	8.93%	\$10.00	3.28%	May-18	
Fees for Grease Traps/Interceptors	3.70.070(B)	Annual maintenance inspection - grease trap/ interceptor	\$120.00	\$130.00	\$135.00	\$10.00	8.33%	\$5.00	3.85%	May-18	
		Annual maintenance inspection for additional grease trap/interceptors for same customer at the same location	\$40.00	\$40.00	\$40.00	\$0.00	0.00%	\$0.00	0.00%	May-18	
		New installation inspection	\$355.00	\$390.00	\$400.00	\$35.00	9.86%	\$10.00	2.56%	May-18	
Fees for Grease Traps/Interceptors - Reinspections	3.70.070(B)	Reinspection - grease trap/ interceptor	\$120.00	\$130.00	\$135.00	\$10.00	8.33%	\$5.00	3.85%	May-18	
		Reinspection for additional grease trap/interceptors for same customer at the same location	\$40.00	\$40.00	\$40.00	\$0.00	0.00%	\$0.00	0.00%	May-18	
Repairs or Minor Alteration Inspection Fee	3.70.070(B)	Inspection of repairs or minor alterations	\$280.00	\$305.00	\$315.00	\$25.00	8.93%	\$10.00	3.28%	May-18	
Automotive Pollution Prevention Inspection	3.70.070(B)	Inspection of vehicle service and wash facilities every other year	\$165.00	\$165.00	\$170.00	\$0.00	0.00%	\$5.00	3.03%	May-18	
Fees for Inspection of Special or Single Structure (e.g., manholes) Appurtenant	3.70.070(B)	Per structure less than 350 lineal feet of sewer main	\$485.00	\$540.00	\$555.00	\$55.00	11.34%	\$15.00	2.78%	May-18	
		Additional per structure over 350 lineal feet of sewer main	\$210.00	\$230.00	\$235.00	\$20.00	9.52%	\$5.00	2.17%	May-18	
Inspection Conducted Outside Regular Working Hours.	3.70.070(B)	Hourly rate for inspection conducted other than during regular working hours (8:30-4:30 weekdays)	\$220.00	\$230.00	\$230.00	\$10.00	4.55%	\$0.00	0.00%	May-18	
Inspection Conducted on Weekends or Holidays	3.70.070(B)	Minimum for inspection conducted on weekends or holidays	\$725.00	\$730.00	\$730.00	\$5.00	0.69%	\$0.00	0.00%	May-18	
		For each hour in excess of four hours	\$220.00	\$230.00	\$230.00	\$10.00	4.55%	\$0.00	0.00%	May-18	
Sewer Flushing Fee	3.70.070(B)	Sewer flushing to be billed at hourly rate per staff and equipment billing rates in effect at time of request (2 hour minimum)	Actual Cost	Actual Cost	Actual Cost	\$0.00	0.00%	\$0.00	0.00%	May-18	
Project Planning and Review Fees	3.70.070(B)	Single family home	\$410.00	\$455.00	\$465.00	\$45.00	10.98%	\$10.00	2.20%	May-18	
(for sewer system plans)  All fees assume a maximum of two plan reviews; all additional reviews will be billed at the staff's actual burdened hour rate. Fee includes staff time for project support during construction and project		Commercial Unit Improvement/Expansion	\$2,540.00	\$2,805.00	\$2,885.00	\$265.00	10.43%	\$80.00	2.85%	May-18	
		New Single commercial unit/building	\$5,075.00	\$5,610.00	\$5,765.00	\$535.00	10.54%	\$155.00	2.76%	May-18	
		Additional commercial unit/building	\$1,170.00	\$1,230.00	\$1,330.00	\$60.00	5.13%	\$100.00	8.13%	May-18	
		Additional fee per linear foot for sewer service over 300ft	\$4.53	\$4.92	\$5.14	\$0.39	8.61%	\$0.22	4.47%	May-18	
		Minimum new sewer main installation for residential subdivision - up to 5 units (incl. offsite or backbone improvements)	\$3,515.00	\$3,696.00	\$3,994.00	\$181.00	5.15%	\$298.00	8.06%	May-18	
		Additional per residential unit over 5	\$65.00	\$75.00	\$75.00	\$10.00	15.38%	\$0.00	0.00%	May-18	
		Additional fee per linear foot for sewer service over 300ft	\$4.53	\$4.92	\$5.14	\$0.39	8.61%	\$0.22	4.47%	May-18	
		Variance review	\$1,440.00	\$1,590.00	\$1,635.00	\$150.00	10.42%	\$45.00	2.83%	May-18	
Project Planning and Review Fees (Minimum for any two combination of potable water, recycled water and/or sewer plans submitted on the same sheet(s) of the plan (1)).	3.70.070(B)	Single family home	\$615.00	\$685.00	\$700.00	\$70.00	11.38%	\$15.00	2.19%	May-18	
Commercial Unit Improvement/Expansion		\$3,625.00	\$4,005.00	\$4,120.00	\$380.00	10.48%	\$115.00	2.87%	May-18		
New Single commercial unit/building		\$7,245.00	\$8,010.00	\$8,230.00	\$765.00	10.56%	\$220.00	2.75%	May-18		
Additional commercial unit/building		\$2,280.00	\$2,425.00	\$2,590.00	\$145.00	6.36%	\$165.00	6.80%	May-18		
Additional fee per linear foot for new main installation over 300ft		\$7.45	\$8.10	\$8.45	\$0.65	8.72%	\$0.35	4.32%	May-18		
Minimum new sewer main installation for residential subdivision - up to 5 units (incl. offsite or backbone improvements)		\$6,100.00	\$6,645.00	\$6,925.00	\$545.00	8.93%	\$280.00	4.21%	May-18		
Additional per residential unit over 5		\$190.00	\$205.00	\$210.00	\$15.00	7.89%	\$5.00	2.44%	May-18		
Additional fee per linear foot for new main installation over 300ft		\$7.45	\$8.10	\$8.45	\$0.65	8.72%	\$0.35	4.32%	May-18		



Dublin San Ramon Services District  
Schedule of Fees and Charges  
Miscellaneous and Industrial Waste

TYPE OF FEE	DISTRICT CODE	FEE DESCRIPTION	CURRENT FEE 05/15/18	FEE EFFECTIVE 02/01/20- 12/31/20	FEE EFFECTIVE 01/01/21- 12/31/21	\$ CHANGE 2018 to 2020	% CHANGE 2018 to 2020	\$ CHANGE 2020 to 2021	% CHANGE 2020 to 2021	LAST UPDATE	NOTES
Project Planning and Review Fees (Minimum for any three combination of potable water, recycled water and/or sewer plans submitted on the same sheet(s) of the plan (1)).	3.70.070(B)	Single family home	\$615.00	\$685.00	\$700.00	\$70.00	11.38%	\$15.00	2.19%	May-18	
		Commercial Unit Improvement/Expansion	\$4,710.00	\$5,205.00	\$5,350.00	\$495.00	10.51%	\$145.00	2.79%	May-18	
		New Single commercial unit/building	\$9,415.00	\$10,405.00	\$10,695.00	\$990.00	10.52%	\$290.00	2.79%	May-18	
		Additional commercial unit/building	\$2,865.00	\$3,040.00	\$3,255.00	\$175.00	6.11%	\$215.00	7.07%	May-18	
		Additional fee per linear foot for new main installation over 300ft	\$9.72	\$10.57	\$11.03	\$0.85	8.74%	\$0.46	4.35%	May-18	
		Minimum new sewer main installation for residential subdivision - up to 5 units (incl. offsite or backbone improvements)	\$7,855.00	\$8,490.00	\$8,925.00	\$635.00	8.08%	\$435.00	5.12%	May-18	
		Additional per residential unit over 5	\$220.00	\$240.00	\$245.00	\$20.00	9.09%	\$5.00	2.08%	May-18	
		Additional fee per linear foot for new main installation over 300ft	\$9.72	\$10.57	\$11.03	\$0.85	8.74%	\$0.46	4.35%	May-18	
(1) Project Planning and Review fees also appear among the fees authorized by Section 3.70.070(A) of the District code, fee for the first two plan submittals. It is the District's intent to charge one fee for the first two plan submittals. If two or more plans are included in one submittal, one fee would apply, and shall be based upon the greater of the length of potable water, recycled water, or sewer line submitted.											
Recycled Water Fill Station - Annual Permit Fee	4.30.070	Annual Permit fee for water trucks to fill with recycled water at the wastewater treatment plant	\$99.00	\$109.00	\$109.00	\$10.00	10.10%	\$0.00	0.00%	May-18	
Recycled Water Fill Station	4.30.070	Fee Per Truck Load	\$14.00	\$15.00	\$15.00	\$1.00	7.14%	\$0.00	0.00%	May-18	
Construction Water Meter Fee - Residential (Jumper Fee)	4.40.090(A)	Flat rate fee per 3/4-inch residential service line. Rate is for 54.5 CCF of water	\$230.00	\$280.00	\$290.00	\$50.00	21.74%	\$10.00	3.57%	May-18	Factor uses water rate and Zone 7 rate. Rate structure changed from Tiered Rate to Uniform Rate, which is higher.

Miscellaneous Fees - Engineering (Newly added fees)

TYPE OF FEE	DISTRICT CODE	FEE DESCRIPTION	CURRENT FEE 05/15/18	FEE EFFECTIVE 02/01/20- 12/31/20	FEE EFFECTIVE 01/01/21- 12/31/21	\$ CHANGE 2018 to 2020	% CHANGE 2018 to 2020	\$ CHANGE 2020 to 2021	% CHANGE 2020 to 2021	LAST UPDATE	NOTES
Direction drilling inspection	3.70.070(A)	Inspection of direction drilling/boring near district facilities	N/A	\$7,100.00	\$7,100.00	N/A	N/A	\$0.00	0.00%	N/A	
		Additional cost per linear foot over 3,000 ft. for inspection of direction drilling/boring near district facilities	N/A	\$2.40	\$2.40	N/A	N/A	\$0.00	0.00%	N/A	

Industrial Waste Program User Fees

TYPE OF FEE	DISTRICT CODE	FEE DESCRIPTION	CURRENT FEE	FEE EFFECTIVE 07/01/20- 12/31/20	FEE EFFECTIVE 01/01/21- 12/31/21	\$ CHANGE 2018 to 2020	% CHANGE 2018 to 2020	\$ CHANGE 2020 to 2021	% CHANGE 2020 to 2021	LAST UPDATE	NOTES
Sampling	5.30.090	Composite Sampler set-up	\$395.00	\$425.00	\$435.00	\$30.00	7.06%	\$10.00	2.30%	May-18	
		Sampling, each site per day	\$250.00	\$270.00	\$280.00	\$20.00	7.41%	\$10.00	3.57%	May-18	
Inspections and Permitting - Significant Industrial User	5.30.090	Inspection, initial (Significant Industrial User (SIU))	\$1,550.00	\$1,675.00	\$1,720.00	\$125.00	7.46%	\$45.00	2.62%	May-18	
		Inspection, compliance (SIU)	\$910.00	\$985.00	\$1,015.00	\$75.00	7.61%	\$30.00	2.96%	May-18	
		Permit Issuance, includes application review (SIU)	\$1,160.00	\$1,255.00	\$1,290.00	\$95.00	7.57%	\$35.00	2.71%	May-18	
		Permit Renewal, includes application review (SIU)	\$690.00	\$750.00	\$770.00	\$60.00	8.00%	\$20.00	2.60%	May-18	
		Permit Amendments (SIU)	\$385.00	\$420.00	\$430.00	\$35.00	8.33%	\$10.00	2.33%	May-18	
Inspections and Permitting - Intermediate Industrial User	5.30.090	Inspection, initial (Intermediate Industrial User (IIU))	\$775.00	\$840.00	\$860.00	\$65.00	7.74%	\$20.00	2.33%	May-18	
		Inspection, compliance (IIU)	\$455.00	\$495.00	\$505.00	\$40.00	8.08%	\$10.00	1.98%	May-18	
		Permit Issuance, includes application review (IIU)	\$775.00	\$840.00	\$860.00	\$65.00	7.74%	\$20.00	2.33%	May-18	
		Permit Renewal, includes application review (IIU)	\$345.00	\$375.00	\$385.00	\$30.00	8.00%	\$10.00	2.60%	May-18	
		Permit Amendments (IIU)	\$235.00	\$255.00	\$260.00	\$20.00	7.84%	\$5.00	1.92%	May-18	
Hearings and Enforcement	5.30.090	Show Cause Hearing, each hearing, hours	\$935.00	\$1,010.00	\$1,040.00	\$75.00	7.43%	\$30.00	2.88%	May-18	
		Enforcement Hearing, each hearing, hours	\$1,245.00	\$1,345.00	\$1,385.00	\$100.00	7.43%	\$40.00	2.89%	May-18	
Dental Amalgam Program	5.30.090	Permit fee - 3 year permit for dental offices with amalgam separator devices	\$105.00	\$115.00	\$120.00	\$10.00	8.70%	\$5.00	4.17%	May-18	
		Inspection fee - inspection of amalgam separator devices	\$95.00	\$105.00	\$110.00	\$10.00	9.52%	\$5.00	4.55%	May-18	
		Penalty for past due self-monitoring report submittal	\$105.00	\$115.00	\$120.00	\$10.00	8.70%	\$5.00	4.17%	May-18	

Dublin San Ramon Services District  
Schedule of Fees and Charges  
Miscellaneous and Industrial Waste

Laboratory Analysis Fees

TYPE OF FEE	DISTRICT CODE	FEE DESCRIPTION	CURRENT FEE	FEE EFFECTIVE 07/01/20-12/31/20	FEE EFFECTIVE 01/01/21-12/31/21	\$ CHANGE 2018 to 2020	% CHANGE 2018 to 2020	\$ CHANGE 2020 to 2021	% CHANGE 2020 to 2021	LAST UPDATE	NOTES
Alkalinity Bicarbonate, HCO3	5.30.090	Staff time at billing rates	\$33.00	\$36.00	\$37.00	\$3.00	9.09%	\$1.00	2.78%	May-18	
Alkalinity Carbonate, CO3	5.30.090	Staff time at billing rates	\$33.00	\$36.00	\$37.00	\$3.00	9.09%	\$1.00	2.78%	May-18	
Alkalinity Hydroxide, OH	5.30.090	Staff time at billing rates	\$33.00	\$36.00	\$37.00	\$3.00	9.09%	\$1.00	2.78%	May-18	
Alkalinity Total	5.30.090	Staff time at billing rates	\$33.00	\$36.00	\$37.00	\$3.00	9.09%	\$1.00	2.78%	May-18	
Ammonia	5.30.090	Staff time at billing rates	\$132.00	\$143.00	\$146.00	\$11.00	8.33%	\$3.00	2.10%	May-18	
Antimony	5.30.090	Staff time at billing rates	\$71.00	\$77.00	\$79.00	\$6.00	8.45%	\$2.00	2.60%	May-18	
Arsenic (included in Metals)	5.30.090	Staff time at billing rates	\$71.00	\$77.00	\$79.00	\$6.00	8.45%	\$2.00	2.60%	May-18	
Barium	5.30.090	Staff time at billing rates	\$71.00	\$77.00	\$79.00	\$6.00	8.45%	\$2.00	2.60%	May-18	
Beryllium	5.30.090	Staff time at billing rates	\$71.00	\$77.00	\$79.00	\$6.00	8.45%	\$2.00	2.60%	May-18	
Biochemical Oxygen Demand (BOD)	5.30.090	Staff time at billing rates	\$99.00	\$107.00	\$110.00	\$8.00	8.08%	\$3.00	2.80%	May-18	
Boron	5.30.090	Staff time at billing rates	\$104.00	\$113.00	\$116.00	\$9.00	8.65%	\$3.00	2.65%	May-18	
Cadmium (included in Metals)	5.30.090	Staff time at billing rates	\$71.00	\$77.00	\$79.00	\$6.00	8.45%	\$2.00	2.60%	May-18	
Calcium & Calcium Hardness	5.30.090	Staff time at billing rates	\$40.00	\$43.00	\$44.00	\$3.00	7.50%	\$1.00	2.33%	May-18	
Chemical Oxygen Demand (COD)	5.30.090	Staff time at billing rates	\$40.00	\$43.00	\$44.00	\$3.00	7.50%	\$1.00	2.33%	May-18	
Chloride	5.30.090	Staff time at billing rates	\$99.00	\$107.00	\$110.00	\$8.00	8.08%	\$3.00	2.80%	May-18	
Chlorine	5.30.090	Staff time at billing rates	\$99.00	\$107.00	\$110.00	\$8.00	8.08%	\$3.00	2.80%	May-18	
Chromium (included in Metals)	5.30.090	Staff time at billing rates	\$71.00	\$77.00	\$79.00	\$6.00	8.45%	\$2.00	2.60%	May-18	
Cobalt	5.30.090	Staff time at billing rates	\$71.00	\$77.00	\$79.00	\$6.00	8.45%	\$2.00	2.60%	May-18	
Coliform, Total, MPN Method	5.30.090	Staff time at billing rates	\$197.00	\$214.00	\$219.00	\$17.00	8.63%	\$5.00	2.34%	May-18	
Coliform, Total, P/A Method	5.30.090	Staff time at billing rates	\$66.00	\$72.00	\$73.00	\$6.00	9.09%	\$1.00	1.39%	May-18	
Color	5.30.090	Staff time at billing rates	\$20.00	\$22.00	\$22.00	\$2.00	10.00%	\$0.00	0.00%	May-18	
Conductivity	5.30.090	Staff time at billing rates	\$33.00	\$36.00	\$37.00	\$3.00	9.09%	\$1.00	2.78%	May-18	
Copper (included in Metals)	5.30.090	Staff time at billing rates	\$71.00	\$77.00	\$79.00	\$6.00	8.45%	\$2.00	2.60%	May-18	
Cyanide	5.30.090	Staff time at billing rates	\$170.00	\$184.00	\$189.00	\$14.00	8.24%	\$5.00	2.72%	May-18	
Dissolved Oxygen	5.30.090	Staff time at billing rates	\$27.00	\$29.00	\$30.00	\$2.00	7.41%	\$1.00	3.45%	May-18	
E-Coli, P/A Method	5.30.090	Staff time at billing rates	\$66.00	\$72.00	\$73.00	\$6.00	9.09%	\$1.00	1.39%	May-18	
Enterococcus	5.30.090	Staff time at billing rates	\$92.00	\$100.00	\$103.00	\$8.00	8.70%	\$3.00	3.00%	May-18	
Fecal Coliform, MPN Method	5.30.090	Staff time at billing rates	\$197.00	\$214.00	\$219.00	\$17.00	8.63%	\$5.00	2.34%	May-18	
Fluoride	5.30.090	Staff time at billing rates	\$82.00	\$89.00	\$92.00	\$7.00	8.54%	\$3.00	3.37%	May-18	
HaloAcetic Acids (HAAs)	5.30.090	Staff time at billing rates	\$211.00	\$228.00	\$234.00	\$17.00	8.06%	\$6.00	2.56%	May-18	
Hardness, Total	5.30.090	Staff time at billing rates	\$40.00	\$43.00	\$44.00	\$3.00	7.50%	\$1.00	2.33%	May-18	
Langelier Index	5.30.090	Staff time at billing rates	\$165.00	\$178.00	\$183.00	\$13.00	7.88%	\$5.00	2.81%	May-18	
Lead (included in Metals)	5.30.090	Staff time at billing rates	\$71.00	\$77.00	\$79.00	\$6.00	8.45%	\$2.00	2.60%	May-18	
Manganese	5.30.090	Staff time at billing rates	\$71.00	\$77.00	\$79.00	\$6.00	8.45%	\$2.00	2.60%	May-18	
Mercury	5.30.090	Staff time at billing rates	\$137.00	\$148.00	\$152.00	\$11.00	8.03%	\$4.00	2.70%	May-18	
Metals	5.30.090	Staff time at billing rates	\$396.00	\$428.00	\$440.00	\$32.00	8.08%	\$12.00	2.80%	May-18	
Nickel (included in Metals)	5.30.090	Staff time at billing rates	\$71.00	\$77.00	\$79.00	\$6.00	8.45%	\$2.00	2.60%	May-18	
Nitrate, NO3	5.30.090	Staff time at billing rates	\$82.00	\$89.00	\$92.00	\$7.00	8.54%	\$3.00	3.37%	May-18	
Nitrate, NO3, Hach Method	5.30.090	Staff time at billing rates	\$33.00	\$36.00	\$37.00	\$3.00	9.09%	\$1.00	2.78%	May-18	
Nitrite and Nitrate, Total	5.30.090	Staff time at billing rates	\$82.00	\$89.00	\$92.00	\$7.00	8.54%	\$3.00	3.37%	May-18	
Nitrite, NO2	5.30.090	Staff time at billing rates	\$82.00	\$89.00	\$92.00	\$7.00	8.54%	\$3.00	3.37%	May-18	
Nitrite, NO2, Hach Method	5.30.090	Staff time at billing rates	\$33.00	\$36.00	\$37.00	\$3.00	9.09%	\$1.00	2.78%	May-18	
pH	5.30.090	Staff time at billing rates	\$33.00	\$36.00	\$37.00	\$3.00	9.09%	\$1.00	2.78%	May-18	
Phenol	5.30.090	Staff time at billing rates	\$170.00	\$184.00	\$189.00	\$14.00	8.24%	\$5.00	2.72%	May-18	
Potassium	5.30.090	Staff time at billing rates	\$71.00	\$77.00	\$79.00	\$6.00	8.45%	\$2.00	2.60%	May-18	
Selenium (included in Metals)	5.30.090	Staff time at billing rates	\$71.00	\$77.00	\$79.00	\$6.00	8.45%	\$2.00	2.60%	May-18	
Silica	5.30.090	Staff time at billing rates	\$82.00	\$89.00	\$92.00	\$7.00	8.54%	\$3.00	3.37%	May-18	
Silver (included in Metals)	5.30.090	Staff time at billing rates	\$71.00	\$77.00	\$79.00	\$6.00	8.45%	\$2.00	2.60%	May-18	
Sodium	5.30.090	Staff time at billing rates	\$71.00	\$77.00	\$79.00	\$6.00	8.45%	\$2.00	2.60%	May-18	
Sulfate	5.30.090	Staff time at billing rates	\$82.00	\$89.00	\$92.00	\$7.00	8.54%	\$3.00	3.37%	May-18	
Sulfide	5.30.090	Staff time at billing rates	\$33.00	\$36.00	\$37.00	\$3.00	9.09%	\$1.00	2.78%	May-18	
Temperature	5.30.090	Staff time at billing rates	\$14.00	\$15.00	\$15.00	\$1.00	7.14%	\$0.00	0.00%	May-18	

Dublin San Ramon Services District  
Schedule of Fees and Charges  
Miscellaneous and Industrial Waste

TYPE OF FEE	DISTRICT CODE	FEE DESCRIPTION	CURRENT FEE	FEE EFFECTIVE 07/01/20-12/31/20	FEE EFFECTIVE 01/01/21-12/31/21	\$ CHANGE 2018 to 2020	% CHANGE 2018 to 2020	\$ CHANGE 2020 to 2021	% CHANGE 2020 to 2021	LAST UPDATE	NOTES
Thallium	5.30.090	Staff time at billing rates	\$71.00	\$77.00	\$79.00	\$6.00	8.45%	\$2.00	2.53%	May-18	
Total Dissolved Solids, TDS	5.30.090	Staff time at billing rates	\$79.00	\$86.00	\$88.00	\$7.00	8.86%	\$2.00	2.33%	May-18	
Total Solids, TS	5.30.090	Staff time at billing rates	\$79.00	\$86.00	\$88.00	\$7.00	8.86%	\$2.00	2.33%	May-18	
Total Suspended Solids, TSS	5.30.090	Staff time at billing rates	\$79.00	\$86.00	\$88.00	\$7.00	8.86%	\$2.00	2.33%	May-18	
Total Trihalomethanes (TTHMs)	5.30.090	Staff time at billing rates	\$153.00	\$166.00	\$170.00	\$13.00	8.50%	\$4.00	2.35%	May-18	
Turbidity	5.30.090	Staff time at billing rates	\$33.00	\$36.00	\$37.00	\$3.00	9.09%	\$1.00	2.78%	May-18	
UV 254	5.30.090	Staff time at billing rates	\$33.00	\$36.00	\$37.00	\$3.00	9.09%	\$1.00	2.78%	May-18	
Vanadium	5.30.090	Staff time at billing rates	\$71.00	\$77.00	\$79.00	\$6.00	8.45%	\$2.00	2.53%	May-18	
Volatile Acids, VA	5.30.090	Staff time at billing rates	\$99.00	\$107.00	\$110.00	\$8.00	8.08%	\$3.00	2.80%	May-18	
Volatile Organics, EPA 624	5.30.090	Staff time at billing rates	\$153.00	\$166.00	\$170.00	\$13.00	8.50%	\$4.00	2.41%	May-18	
Volatile Solids, VS	5.30.090	Staff time at billing rates	\$92.00	\$100.00	\$103.00	\$8.00	8.70%	\$3.00	3.00%	May-18	
Zinc (included in Metals	5.30.090	Staff time at billing rates	\$71.00	\$77.00	\$79.00	\$6.00	8.45%	\$2.00	2.60%	May-18	

NOTES ON LABORATORY ANALYSIS FEES:

Staff time used to calculate the fees are estimates based on typical tasks and normal procedures. Typical tests are run in batches of 5-8; time adjusted by 1/5.

Any lab analysis not specifically identified will be billed at Time & Materials.

Outside Contract Laboratory Analysis - billed at cost + staff time

RESOLUTION NO. \_\_\_\_\_

RESOLUTION OF THE BOARD OF DIRECTORS OF DUBLIN SAN RAMON SERVICES DISTRICT ESTABLISHING FEES AND CHARGES UNDER DISTRICT CODE SECTIONS 1.30.010 (B), 1.40.040, 1.50.010, 1.50.070, 2.30.050, 1.100.010, 3.70.070 (A) & (B), 3.70.060, 4.30.070, 4.40.040 (A) & (B), 4.40.050, 4.40.070, 4.40.080 (A), 4.40.080 (C), 4.40.090 (A) & (B), AND 5.30.090, AND RESCINDING RESOLUTION NOS. 24-18 AND 25-18

---

WHEREAS, the above referenced sections of the District Code allow the Board of Directors to establish the respective fees and charges by ordinance or resolution; and

WHEREAS, these fees and charges, which are not assessed as an incident of property ownership, but are imposed upon and due to the nature of the use of the property, and not by virtue of the landowner's ownership of the property and are therefore not subject to Proposition 218 notification, have been reviewed and require adjustment; and

WHEREAS, these fees and charges are imposed for specific services provided by the District directly to the customer required to pay them, which services are not provided to those not charged, and the amount of the fees and charges have each been calculated using an accepted methodology of allocating costs to the customers that benefit from the services provided such that the fee or charge does not exceed the reasonable costs of providing the service; and

WHEREAS, some of the fees and charges are imposed for the reasonable regulatory costs for issuing licenses and permits, performing investigations, inspections, and audits, and the administrative enforcement and adjudication thereof, based on an accepted methodology of allocating the reasonable regulatory costs to those whose activities give rise to the need for regulation; and

WHEREAS, some of the fees and charges comprise monetary charges imposed by the District for violations of law; and

WHEREAS, the rates, as adopted by this resolution, once operative, will supersede those previously established in Resolution Nos. 24-18 and 25-18.

NOW, THEREFORE, BE IT RESOLVED BY THE BOARD OF DIRECTORS OF DUBLIN SAN RAMON SERVICES DISTRICT, a public agency in the Counties of Alameda and Contra Costa, California, as follows:

1. The charges authorized under Sections 1.30.010 (B) (GENERAL PENALTY – INFRACTION), 1.40.040 (COPIES OF PUBLIC RECORDS - FEES), 1.50.010 (ASSESSMENT OF LATE CHARGES), 1.50.070 (CHARGE FOR UNPAID RETURNED CHECKS), 2.30.050 (PROCESSING FEE [PLANNING SERVICES AGREEMENTS]), 1.100.010 (ESCROW FEES), 3.70.070 (A) & (B) (INSPECTION AND PROJECT REVIEW FEES – MISCELLANEOUS FEES), 3.70.060 (METER ASSEMBLY INSTALLATION FEE - WATER), 4.30.070 (SALE OF

Res. No. \_\_\_\_\_

RECYCLED WATER AT RECYLED WATER TREATMENT FACILITIES), 4.40.040 (A) & (B) (OTHER FEES AND CHARGES FOR WATER SERVICE), 4.40.050 (METER ASSEMBLY AND INSTALLATION FEES), 4.40.070 (BACKFLOW PREVENTION ADMINISTRATION FEE), 4.40.080 (A) (FEES AND CHARGES FOR USE OF TEMPORARY METERS), 4.40.080 (C) (FEES AND CHARGES FOR USE OF TEMPORARY METERS - DEPOSIT), AND 4.40.090 (A) & (B) (FEES AND CHARGES FOR USE OF CONSTRUCTION WATER METER) and 5.30.090, INDUSTRIAL WASTE PROGRAM USER FEES AND CHARGES of Dublin San Ramon Services District Code are established in the respective amounts set forth in Exhibit "A," attached.

2. This resolution will be effective immediately upon its adoption; provided that the charges as shown on Exhibit "A" shall be operative from July 1, 2020 and January 1, 2021, respectively.

3. Staff shall review the charges in Exhibit "A" and propose any amendments to the Board on an annual basis, starting in 2022.

4. Resolution No. 24-18, attached as Exhibit "B," is rescinded effective July 1, 2020.

5. Resolution No. 25-18, attached as Exhibit "C," is rescinded effective July 1, 2020.

ADOPTED by the Board of Directors of Dublin San Ramon Services District, a public agency in the State of California, Counties of Alameda and Contra Costa, at its regular meeting held on the 19th day of May, 2020, and passed by the following vote:

AYES:

NOES:

ABSENT:

\_\_\_\_\_  
Edward R. Duarte, President

ATTEST: \_\_\_\_\_  
Nicole Genzale, District Secretary

Dublin San Ramon Services District  
Schedule of Fees and Charges  
Miscellaneous and Industrial Waste

Exhibit A to Reso

**Miscellaneous Fees - Administrative**

TYPE OF FEE	DISTRICT CODE	FEE DESCRIPTION	CURRENT FEE	FEE EFFECTIVE 07/01/20-12/31/20	FEE EFFECTIVE 01/01/21-12/31/21
General Penalty - Code Infraction	1.30.010(B)	First violation.	\$250.00	\$250.00	\$250.00
		Second violation of the same provision or ordinance within one year.	\$500.00	\$500.00	\$500.00
		Each additional violation of the same provision or ordinance within one year.	\$1,000.00	\$1,000.00	\$1,000.00
Copies of Public Records Fee	1.40.040	Per page.	\$0.10	\$0.10	\$0.10
Assessment of Late Charges	1.50.010	Shall be assessed on the overdue amount outstanding.	10%	10%	10%
Additional Late Charges	1.50.010	Shall be assessed for each 30 day period during which the overdue bill remains unpaid.	1%	1%	1%
Charge for Unpaid Returned Checks	1.50.070	First occurrence.	\$25.00	\$25.00	\$25.00
		Each additional occurrence.	\$35.00	\$35.00	\$35.00
Escrow Account - Set-up Fee	1.100.010	Fee to establish an escrow account requested by contractor.	\$405.00	\$455.00	\$465.00
Escrow Account - Handling Fee	1.100.010	Fee for each escrow account transaction will be deducted from the contractor's regular progress payment.	\$35.00	\$39.00	\$40.00
Regional Sewer Capacity Reserve Fee - Installment Plan - 10 year	3.70.070(B)	Initial set-up of 10 year installment plan.	\$3,110.00	\$3,430.00	\$3,590.00

**Miscellaneous Fees - Customer Service**

TYPE OF FEE	DISTRICT CODE	FEE DESCRIPTION	CURRENT FEE	FEE EFFECTIVE 07/01/20-12/31/20	FEE EFFECTIVE 01/01/21-12/31/21
Backflow Prevention Administrative Fee - Reduced Pressure Device	4.40.070	Bi-monthly backflow prevention device maintenance administrative fee for reduced pressure device.	\$13.00	\$14.50	\$14.50
Backflow Prevention Administrative Fee - Double check/Detector check	4.40.070	Bi-monthly backflow prevention device maintenance administrative fee for double check/detector check devices	\$19.00	\$20.50	\$21.00
New Accounts Set-up Fee	4.40.040(A) 4.40.040(B)	New Utility Billing Account Set Up Fee. Charged when establishing a new account	\$20.00	\$22.00	\$22.00
Service Reconnection and Termination	4.40.040(B)	For each occasion	\$109.00	\$119.00	\$122.00
Service Reconnection Fee-OT	4.40.040(B)	Performed during non-regular business hours	\$360.00	\$382.00	\$383.00
Curb Stop Repair Fee	4.40.040(B)	For repair of damaged curb stop	\$399.00	\$411.00	\$420.00
Trim Charge	4.40.040(B)	For trimming around meter box after customer failed to do trimming after being notified	\$141.00	\$154.00	\$158.00
Hand Delivered Notification Fee	4.40.040(B)	Hand delivery, to service location as required by law, to notify resident of pending service disconnect	\$29.00	\$31.00	\$32.00
Broken Lock Fee	4.40.040(B)	Fee to cover the hardware and staff time costs resulting from a cut lock	\$70.00	\$75.00	\$76.00
Meter Removal or Reinstall Fee	4.40.040(B)	Time and materials to remove or reinstall meter based on customer need	\$166.00	\$182.00	\$187.00
Site Visit	4.40.080(A)	Unsupported Site visit	\$83.00	\$91.00	\$94.00
Temporary Meter - Charge for Breaking Seal/Tampering	4.40.080(A) 4.40.080(C)	Customer will be charged for actual time and materials	Actual Cost	Actual Cost	Actual Cost
Construction Water Meter Fee Non-Residential	4.40.090(B)	Deposit equal to full replacement cost of the meter	Actual Cost	Actual Cost	Actual Cost
		Field tracing charge each time a meter user fails to present the meter for reading	\$240.00	\$264.00	\$271.00

**Miscellaneous Fees - Customer Service (Newly added fees)**

TYPE OF FEE	DISTRICT CODE	FEE DESCRIPTION	CURRENT FEE 05/15/18	FEE EFFECTIVE 02/01/20-12/31/20	FEE EFFECTIVE 01/01/21-12/31/21
Service Reconnection Fee under SB998 Provision	4.40.040(B)	For each occasion	N/A	\$50.00	\$50.00
Service Reconnection Fee-OT under SB998 Provision	4.40.040(B)	Performed during non-regular business hours	N/A	\$150.00	\$150.00

Dublin San Ramon Services District  
Schedule of Fees and Charges  
Miscellaneous and Industrial Waste

**Miscellaneous Fees - Engineering**

TYPE OF FEE	DISTRICT CODE	FEE DESCRIPTION	CURRENT FEE 05/15/18	FEE EFFECTIVE 02/01/20- 12/31/20	FEE EFFECTIVE 01/01/21- 12/31/21
Planning Agreement Application Fee	2.30.050	Minimum processing fee for planning agreement application	\$3,205.00	\$3,545.00	\$3,640.00
Water Main Installation Inspection	3.70.070(A)	Inspection of repair of water main line with no bacteriological testing required	\$1,045.00	\$1,150.00	\$1,180.00
		Minimum for inspection of installation or repair of water main line <u>with</u> bacteriological testing required (Laboratory testing charges billed separately)	\$4,625.00	\$5,100.00	\$5,240.00
		Additional cost per linear foot over 300 ft. for inspection of installation or repair of water main line with bacteriological testing required	\$8.35	\$9.21	\$9.46
Chlorination/Bacti retest	3.70.070	Fee for Chlorination/Bacti retest when initial testing fails	\$760.00	\$840.00	\$860.00
Water Pressure retest	3.70.070	Fee for water pressure retest when initial testing fails	\$340.00	\$380.00	\$390.00
Fire Hydrant Inspection Fee	3.70.070(A)	Per unit fee for inspection of fire hydrant installation	\$420.00	\$460.00	\$475.00
Building Service Line Inspection Fee	3.70.070(A)	Per unit fee for inspection of water service line installation	\$555.00	\$615.00	\$630.00
Blow-off Valve or Air Relief Valve Inspection Fee	3.70.070(A)	Per unit fee for inspection of blow-offs and air relief valves	\$280.00	\$305.00	\$315.00
Backflow Prevention Device Inspection Fee	3.70.070(A)	Per unit fee for inspection of backflow prevention - domestic and irrigation service lines	\$205.00	\$220.00	\$225.00
Fire Service Installation and Backflow Prevention Device Inspection Fee	3.70.070(A)	Per unit fee for fire service installation and inspection of backflow prevention device	\$830.00	\$950.00	\$975.00
Service Assembly and Service Connection Inspection Fee	3.70.070(A)	Per unit fee for inspection of service assembly and service connection (water tap)	\$555.00	\$615.00	\$630.00
Inspection Conducted Outside Regular Working Hours.	3.70.070(A)	Hourly rate for inspection conducted other than during regular working hours (8:30-4:30 weekdays)	\$225.00	\$245.00	\$250.00
Inspection Conducted on Weekends or Holidays	3.70.070(A)	Minimum for inspections conducted on weekends or holidays	\$725.00	\$790.00	\$805.00
		For each hour in excess of four hours	\$225.00	\$245.00	\$250.00
Project Planning and Review Fees (for potable water and/or recycled water plans)	3.70.070(A)	Single family home	\$410.00	\$455.00	\$465.00
		Commercial Unit Improvement/Expansion	\$2,170.00	\$2,400.00	\$2,465.00
		New Single commercial unit/building	\$4,340.00	\$4,795.00	\$4,930.00
		Additional commercial unit/building	\$1,695.00	\$1,810.00	\$1,925.00
All Project Planning and Review Fees assume a maximum of two plan submittal reviews; all additional reviews will be billed at the staff's actual burdened hourly rate. Fee includes staff time for project support during		Additional fee per linear foot for water service over 300ft	\$5.18	\$5.64	\$5.88
		Minimum new water system installation for residential subdivision - up to 5 units (incl. offsite or backbone improvements)	\$4,340.00	\$4,795.00	\$4,930.00
		Additional per residential unit over 5	\$155.00	\$165.00	\$170.00
		Additional fee per linear foot for new main installation over 300ft	\$5.18	\$5.64	\$5.88
		Variance review	\$1,440.00	\$1,590.00	\$1,635.00
Project Planning and Review Fees (Minimum for any two combination of potable water, recycled water and/or sewer plans submitted on the same sheet(s) of the plan (1))	3.70.070(A)	Single family home	\$615.00	\$685.00	\$700.00
		Commercial Unit Improvement/Expansion	\$3,625.00	\$4,005.00	\$4,120.00
		New Single commercial unit/building	\$7,245.00	\$8,010.00	\$8,230.00
		Additional commercial unit/building	\$2,280.00	\$2,425.00	\$2,590.00
		Additional fee per linear foot for new main installation over 300ft	\$7.45	\$8.10	\$8.45
		Minimum new water system installation for residential subdivision - up to 5 units (incl. offsite or backbone improvements)	\$6,100.00	\$6,645.00	\$6,925.00
		Additional per residential unit over 5	\$190.00	\$205.00	\$210.00
		Additional fee per linear foot for new main installation over 300ft	\$7.45	\$8.10	\$8.45
		(1) Project Planning and Review fees also appear among the fees authorized by Section 3.70.070(B) of the District code, fee for the first two plan submittals. It is the District's intent to charge one fee for the first two plan submittals. If two or more plans are included in one submittal, one fee would apply, and shall be based upon the greater of the length of potable water, recycled water, or sewer line submitted.			
Project Planning and Review Fees (Minimum for any three combination of potable water, recycled water and/or sewer plans submitted on the same sheet(s) of the plan (1)).	3.70.070(A)	Single family home	\$615.00	\$685.00	\$700.00
		Commercial Unit Improvement/Expansion	\$4,710.00	\$5,205.00	\$5,350.00
		New Single commercial unit/building	\$9,415.00	\$10,405.00	\$10,695.00
		Additional commercial unit/building	\$2,865.00	\$3,040.00	\$3,255.00
		Additional fee per linear foot for new main installation over 300ft	\$9.72	\$10.57	\$11.03
		Minimum new water system installation for residential subdivision - up to 5 units (incl. offsite or backbone improvements)	\$7,855.00	\$8,490.00	\$8,925.00
		Additional per residential unit over 5	\$220.00	\$240.00	\$245.00
Recycled Water - Irrigation System Plan Review Fees	3.70.070(A)	Additional fee per linear foot for new main installation over 300ft	\$9.72	\$10.57	\$11.03
		Minimum for recycled water irrigation system plan review	\$4,105.00	\$4,540.00	\$4,665.00
Recycled Water - Irrigation System Inspection Fees (includes one zero pressure test for one building and one irrigation system)	3.70.070(A)	Additional cost per acre for recycled water irrigation system plan review over 2 acres	\$510.00	\$555.00	\$570.00
		Minimum for recycled water irrigation system inspection	\$3,640.00	\$4,025.00	\$4,135.00
Recycled Water - Irrigation System License Fee	3.70.070(A)	Additional cost per acre for recycled water irrigation system inspection over 2 acres	\$635.00	\$685.00	\$700.00
		Additional zero pressure test	\$635.00	\$685.00	\$700.00
Meter Assembly Installation Fee (including meter and meter spud)	3.70.060 & 4.40.050	Recycled water irrigation system license fee	\$875.00	\$965.00	\$990.00
		5/8" Meter assembly installation fee	\$545.00	\$570.00	\$574.00
		3/4" Meter assembly installation fee	\$564.00	\$589.00	\$594.00
		1" Meter assembly installation fee	\$612.00	\$637.00	\$642.00
		1-1/2" PD meter assembly installation fee	\$2,568.00	\$2,598.00	\$2,610.00
		1-1/2" Compound meter assembly installation fee	\$1,685.00	\$1,708.00	\$1,716.00
		1-1/2" Turbine meter assembly installation fee	\$1,342.00	\$1,366.00	\$1,374.00
		2" PD meter assembly installation fee	\$2,761.00	\$2,791.00	\$2,802.00
		2" Compound meter assembly installation fee	\$1,877.00	\$1,896.00	\$1,904.00
		2" Turbine meter assembly installation fee	\$1,510.00	\$1,517.00	\$1,524.00

Dublin San Ramon Services District  
Schedule of Fees and Charges  
Miscellaneous and Industrial Waste

TYPE OF FEE	DISTRICT CODE	FEE DESCRIPTION	CURRENT FEE	FEE EFFECTIVE 07/01/20-12/31/20	FEE EFFECTIVE 01/01/21-12/31/21
Sewer Main Installation Inspection	3.70.070(B)	Inspection of single reach sewer main installation without TV Inspection	\$1,045.00	\$1,150.00	\$1,180.00
		Minimum for inspection of single or multiple reach sewer main installation with TV inspection. Additional Fees may include services performed by outside contractors.	\$5,340.00	\$5,810.00	\$5,960.00
		Additional cost per linear foot over 350 ft. for inspection of single or multiple reach sewer main installation with TV inspection. Additional Fees may include services performed by outside contractors.	\$9.18	\$10.01	\$10.28
Sewer air retest	3.70.070	Fee for sewer air retest when initial testing fails	\$340.00	\$380.00	\$390.00
Saddle or Manhole Connection	3.70.070(B)	Inspection of Saddle installation or Manhole connection	\$415.00	\$460.00	\$475.00
Sewer manhole vacuum retest	3.70.070	Fee for sewer manhole vacuum retest when initial testing fails	\$205.00	\$225.00	\$230.00
Sewer Lateral Installation Inspection Fee	3.70.070(B)	Inspection of sewer lateral installation	\$280.00	\$305.00	\$315.00
House Sewer Installation Inspection Fee	3.70.070(B)	Inspection of house sewer installation	\$280.00	\$305.00	\$315.00
Fees for Grease Traps/Interceptors	3.70.070(B)	Annual maintenance inspection - grease trap/ interceptor	\$120.00	\$130.00	\$135.00
		Annual maintenance inspection for additional grease trap/interceptors for same customer at the same location	\$40.00	\$40.00	\$40.00
		New installation inspection	\$355.00	\$390.00	\$400.00
Fees for Grease Traps/Interceptors - Reinspections	3.70.070(B)	Reinspection - grease trap/ interceptor	\$120.00	\$130.00	\$135.00
		Reinspection for additional grease trap/interceptors for same customer at the same location	\$40.00	\$40.00	\$40.00
Repairs or Minor Alteration Inspection	3.70.070(B)	Inspection of repairs or minor alterations	\$280.00	\$305.00	\$315.00
Automotive Pollution Prevention Inspection	3.70.070(B)	Inspection of vehicle service and wash facilities every other year	\$165.00	\$165.00	\$170.00
Fees for Inspection of Special or Single Structure (e.g., manholes) Appurtenant	3.70.070(B)	Per structure less than 350 lineal feet of sewer main	\$485.00	\$540.00	\$555.00
		Additional per structure over 350 lineal feet of sewer main	\$210.00	\$230.00	\$235.00
Inspection Conducted Outside Regular Working Hours.	3.70.070(B)	Hourly rate for inspection conducted other than during regular working hours (8:30-4:30 weekdays)	\$220.00	\$230.00	\$230.00
Inspection Conducted on Weekends or Holidays	3.70.070(B)	Minimum for inspection conducted on weekends or holidays	\$725.00	\$730.00	\$730.00
		For each hour in excess of four hours	\$220.00	\$230.00	\$230.00
Sewer Flushing Fee	3.70.070(B)	Sewer flushing to be billed at hourly rate per staff and equipment billing rates in effect at time of request (2 hour minimum)	Actual Cost	Actual Cost	Actual Cost
Project Planning and Review Fees (for sewer system plans)	3.70.070(B)	Single family home	\$410.00	\$455.00	\$465.00
		Commercial Unit Improvement/Expansion	\$2,540.00	\$2,805.00	\$2,885.00
		New Single commercial unit/building	\$5,075.00	\$5,610.00	\$5,765.00
		Additional commercial unit/building	\$1,170.00	\$1,230.00	\$1,330.00
		Additional fee per linear foot for sewer service over 300ft	\$4.53	\$4.92	\$5.14
		Minimum new sewer main installation for residential subdivision - up to 5 units (incl. offsite or backbone improvements)	\$3,515.00	\$3,696.00	\$3,994.00
		Additional per residential unit over 5	\$65.00	\$75.00	\$75.00
		Additional fee per linear foot for sewer service over 300ft	\$4.53	\$4.92	\$5.14
		Variance review	\$1,440.00	\$1,590.00	\$1,635.00
Project Planning and Review Fees (Minimum for any two combination of potable water, recycled water and/or sewer plans submitted on the same sheet(s) of the plan (1))	3.70.070(B)	Single family home	\$615.00	\$685.00	\$700.00
		Commercial Unit Improvement/Expansion	\$3,625.00	\$4,005.00	\$4,120.00
		New Single commercial unit/building	\$7,245.00	\$8,010.00	\$8,230.00
		Additional commercial unit/building	\$2,280.00	\$2,425.00	\$2,590.00
		Additional fee per linear foot for new main installation over 300ft	\$7.45	\$8.10	\$8.45
		Minimum new sewer main installation for residential subdivision - up to 5 units (incl. offsite or backbone improvements)	\$6,100.00	\$6,645.00	\$6,925.00
		Additional per residential unit over 5	\$190.00	\$205.00	\$210.00
		Additional fee per linear foot for new main installation over 300ft	\$7.45	\$8.10	\$8.45
Project Planning and Review Fees (Minimum for any three combination of potable water, recycled water and/or sewer plans submitted on the same sheet(s) of the plan (1))	3.70.070(B)	Single family home	\$615.00	\$685.00	\$700.00
		Commercial Unit Improvement/Expansion	\$4,710.00	\$5,205.00	\$5,350.00
		New Single commercial unit/building	\$9,415.00	\$10,405.00	\$10,695.00
		Additional commercial unit/building	\$2,865.00	\$3,040.00	\$3,255.00
		Additional fee per linear foot for new main installation over 300ft	\$9.72	\$10.57	\$11.03
		Minimum new sewer main installation for residential subdivision - up to 5 units (incl. offsite or backbone improvements)	\$7,855.00	\$8,490.00	\$8,925.00
		Additional per residential unit over 5	\$220.00	\$240.00	\$245.00
		Additional fee per linear foot for new main installation over 300ft	\$9.72	\$10.57	\$11.03
(1) Project Planning and Review fees also appear among the fees authorized by Section 3.70.070(A) of the District code, fee for the first two plan submittals. It is the District's intent to charge one fee for the first two plan submittals. If two or more plans are included in one submittal, one fee would apply, and shall be based upon the greater of the length of potable water, recycled water, or sewer line submitted.					
Recycled Water Fill Station - Annual Permit Fee	4.30.070	Annual Permit fee for water trucks to fill with recycled water at the wastewater treatment plant	\$99.00	\$109.00	\$109.00
Recycled Water Fill Station	4.30.070	Fee Per Truck Load	\$14.00	\$15.00	\$15.00
Construction Water Meter Fee - Residential (Jumper Fee)	4.40.090(A)	Flat rate fee per 3/4-inch residential service line. Rate is for 54.5 CCF of water.	\$230.00	\$280.00	\$290.00



Dublin San Ramon Services District  
Schedule of Fees and Charges  
Miscellaneous and Industrial Waste

**Miscellaneous Fees - Engineering (Newly added fees)**

TYPE OF FEE	DISTRICT CODE	FEE DESCRIPTION	CURRENT FEE 05/15/18	FEE EFFECTIVE 02/01/20- 12/31/20	FEE EFFECTIVE 01/01/21- 12/31/21
Direction drilling inspection	3.70.070(A)	Inspection of direction drilling/boring near district facilities	N/A	\$7,100.00	\$7,100.00
		Additional cost per linear foot over 3,000 ft. for inspection of direction drilling/boring near district facilities	N/A	\$2.40	\$2.40

**Industrial Waste Program User Fees**

TYPE OF FEE	DISTRICT CODE	FEE DESCRIPTION	CURRENT FEE	FEE EFFECTIVE 07/01/20- 12/31/20	FEE EFFECTIVE 01/01/21- 12/31/21
Sampling	5.30.090	Composite Sampler set-up	\$435.00	\$425.00	\$395.00
		Sampling, each site per day	\$280.00	\$270.00	\$250.00
Inspections and Permitting - Significant Industrial User	5.30.090	Inspection, initial (Significant Industrial User (SIU))	\$1,720.00	\$1,675.00	\$1,550.00
		Inspection, compliance (SIU)	\$1,015.00	\$985.00	\$910.00
		Permit Issuance, includes application review (SIU)	\$1,290.00	\$1,255.00	\$1,160.00
		Permit Renewal, includes application review (SIU)	\$770.00	\$750.00	\$690.00
		Permit Amendments (SIU)	\$430.00	\$420.00	\$385.00
Inspections and Permitting - Intermediate Industrial User	5.30.090	Inspection, initial (Intermediate Industrial User (IIU))	\$860.00	\$840.00	\$775.00
		Inspection, compliance (IIU)	\$505.00	\$495.00	\$455.00
		Permit Issuance, includes application review (IIU)	\$860.00	\$840.00	\$775.00
		Permit Renewal, includes application review (IIU)	\$385.00	\$375.00	\$345.00
		Permit Amendments (IIU)	\$260.00	\$255.00	\$235.00
Hearings and Enforcement	5.30.090	Show Cause Hearing, each hearing, hours	\$1,040.00	\$1,010.00	\$935.00
		Enforcement Hearing, each hearing, hours	\$1,385.00	\$1,345.00	\$1,245.00
Dental Amalgam Program	5.30.090	Permit fee - 3 year permit for dental offices with amalgam separator devices	\$120.00	\$115.00	\$105.00
		Inspection fee - inspection of amalgam separator devices	\$110.00	\$105.00	\$95.00
		Penalty for past due self-monitoring report submittal	\$120.00	\$115.00	\$105.00

Dublin San Ramon Services District  
Schedule of Fees and Charges  
Miscellaneous and Industrial Waste

**Laboratory Analysis Fees**

TYPE OF FEE	DISTRICT CODE	FEE DESCRIPTION	CURRENT FEE	FEE EFFECTIVE 07/01/20-12/31/20	FEE EFFECTIVE 01/01/21-12/31/21
Alkalinity Bicarbonate, HCO <sub>3</sub>	5.30.090	Staff time at billing rates	\$33.00	\$36.00	\$37.00
Alkalinity Carbonate, CO <sub>3</sub>	5.30.090	Staff time at billing rates	\$33.00	\$36.00	\$37.00
Alkalinity Hydroxide, OH	5.30.090	Staff time at billing rates	\$33.00	\$36.00	\$37.00
Alkalinity Total	5.30.090	Staff time at billing rates	\$33.00	\$36.00	\$37.00
Ammonia	5.30.090	Staff time at billing rates	\$132.00	\$143.00	\$146.00
Antimony	5.30.090	Staff time at billing rates	\$71.00	\$77.00	\$79.00
Arsenic (included in Metals)	5.30.090	Staff time at billing rates	\$71.00	\$77.00	\$79.00
Barium	5.30.090	Staff time at billing rates	\$71.00	\$77.00	\$79.00
Beryllium	5.30.090	Staff time at billing rates	\$71.00	\$77.00	\$79.00
Biochemical Oxygen Demand (BOD)	5.30.090	Staff time at billing rates	\$99.00	\$107.00	\$110.00
Boron	5.30.090	Staff time at billing rates	\$104.00	\$113.00	\$116.00
Cadmium (included in Metals)	5.30.090	Staff time at billing rates	\$71.00	\$77.00	\$79.00
Calcium & Calcium Hardness	5.30.090	Staff time at billing rates	\$40.00	\$43.00	\$44.00
Chemical Oxygen Demand (COD)	5.30.090	Staff time at billing rates	\$40.00	\$43.00	\$44.00
Chloride	5.30.090	Staff time at billing rates	\$99.00	\$107.00	\$110.00
Chlorine	5.30.090	Staff time at billing rates	\$99.00	\$107.00	\$110.00
Chromium (included in Metals)	5.30.090	Staff time at billing rates	\$71.00	\$77.00	\$79.00
Cobalt	5.30.090	Staff time at billing rates	\$71.00	\$77.00	\$79.00
Coliform, Total, MPN Method	5.30.090	Staff time at billing rates	\$197.00	\$214.00	\$219.00
Coliform, Total, P/A Method	5.30.090	Staff time at billing rates	\$66.00	\$72.00	\$73.00
Color	5.30.090	Staff time at billing rates	\$20.00	\$22.00	\$22.00
Conductivity	5.30.090	Staff time at billing rates	\$33.00	\$36.00	\$37.00
Copper (included in Metals)	5.30.090	Staff time at billing rates	\$71.00	\$77.00	\$79.00
Cyanide	5.30.090	Staff time at billing rates	\$170.00	\$184.00	\$189.00
Dissolved Oxygen	5.30.090	Staff time at billing rates	\$27.00	\$29.00	\$30.00
E-Coli, P/A Method	5.30.090	Staff time at billing rates	\$66.00	\$72.00	\$73.00
Enterococcus	5.30.090	Staff time at billing rates	\$92.00	\$100.00	\$103.00
Fecal Coliform, MPN Method	5.30.090	Staff time at billing rates	\$197.00	\$214.00	\$219.00
Fluoride	5.30.090	Staff time at billing rates	\$82.00	\$89.00	\$92.00
HaloAcetic Acids (HAAs)	5.30.090	Staff time at billing rates	\$211.00	\$228.00	\$234.00
Hardness, Total	5.30.090	Staff time at billing rates	\$40.00	\$43.00	\$44.00
Langelier Index	5.30.090	Staff time at billing rates	\$165.00	\$178.00	\$183.00
Lead (included in Metals)	5.30.090	Staff time at billing rates	\$71.00	\$77.00	\$79.00
Manganese	5.30.090	Staff time at billing rates	\$71.00	\$77.00	\$79.00
Mercury	5.30.090	Staff time at billing rates	\$137.00	\$148.00	\$152.00
Metals	5.30.090	Staff time at billing rates	\$396.00	\$428.00	\$440.00
Nickel (included in Metals)	5.30.090	Staff time at billing rates	\$71.00	\$77.00	\$79.00
Nitrate, NO <sub>3</sub>	5.30.090	Staff time at billing rates	\$82.00	\$89.00	\$92.00
Nitrate, NO <sub>3</sub> , Hach Method	5.30.090	Staff time at billing rates	\$33.00	\$36.00	\$37.00
Nitrite and Nitrate, Total	5.30.090	Staff time at billing rates	\$82.00	\$89.00	\$92.00
Nitrite, NO <sub>2</sub>	5.30.090	Staff time at billing rates	\$82.00	\$89.00	\$92.00
Nitrite, NO <sub>2</sub> , Hach Method	5.30.090	Staff time at billing rates	\$33.00	\$36.00	\$37.00
pH	5.30.090	Staff time at billing rates	\$33.00	\$36.00	\$37.00
Phenol	5.30.090	Staff time at billing rates	\$170.00	\$184.00	\$189.00
Potassium	5.30.090	Staff time at billing rates	\$71.00	\$77.00	\$79.00
Selenium (included in Metals)	5.30.090	Staff time at billing rates	\$71.00	\$77.00	\$79.00
Silica	5.30.090	Staff time at billing rates	\$82.00	\$89.00	\$92.00
Silver (included in Metals)	5.30.090	Staff time at billing rates	\$71.00	\$77.00	\$79.00
Sodium	5.30.090	Staff time at billing rates	\$71.00	\$77.00	\$79.00
Sulfate	5.30.090	Staff time at billing rates	\$82.00	\$89.00	\$92.00
Sulfide	5.30.090	Staff time at billing rates	\$33.00	\$36.00	\$37.00
Temperature	5.30.090	Staff time at billing rates	\$14.00	\$15.00	\$15.00
Thallium	5.30.090	Staff time at billing rates	\$71.00	\$77.00	\$79.00
Total Dissolved Solids, TDS	5.30.090	Staff time at billing rates	\$79.00	\$86.00	\$88.00
Total Solids, TS	5.30.090	Staff time at billing rates	\$79.00	\$86.00	\$88.00
Total Suspended Solids, TSS	5.30.090	Staff time at billing rates	\$79.00	\$86.00	\$88.00
Total Trihalomethanes (TTHMs)	5.30.090	Staff time at billing rates	\$153.00	\$166.00	\$170.00
Turbidity	5.30.090	Staff time at billing rates	\$33.00	\$36.00	\$37.00
UV 254	5.30.090	Staff time at billing rates	\$33.00	\$36.00	\$37.00
Vanadium	5.30.090	Staff time at billing rates	\$71.00	\$77.00	\$79.00
Volatile Acids, VA	5.30.090	Staff time at billing rates	\$99.00	\$107.00	\$110.00
Volatile Organics, EPA 624	5.30.090	Staff time at billing rates	\$153.00	\$166.00	\$170.00
Volatile Solids, VS	5.30.090	Staff time at billing rates	\$92.00	\$100.00	\$103.00
Zinc (included in Metals)	5.30.090	Staff time at billing rates	\$71.00	\$77.00	\$79.00

**NOTES ON LABORATORY ANALYSIS FEES:**

Staff time used to calculate the fees are estimates based on typical tasks and normal procedures. Typical tests are run in batches of 5-8; time adjusted by 1/5.

Any lab analysis not specifically identified will be billed at Time & Materials.

Outside Contract Laboratory Analysis - billed at cost + staff time

RESOLUTION NO. 24-18

RESOLUTION OF THE BOARD OF DIRECTORS OF DUBLIN SAN RAMON SERVICES DISTRICT ESTABLISHING FEES AND CHARGES UNDER DISTRICT CODE SECTIONS 1.30.010 (B) (GENERAL PENALTY – INFRACTION), 1.40.040 (COPIES OF PUBLIC RECORDS - FEES), 1.50.010 (ASSESSMENT OF LATE CHARGES), 1.50.070 (CHARGE FOR UNPAID RETURNED CHECKS), 2.30.050 (PROCESSING FEE [PLANNING SERVICES AGREEMENTS]), 1.100.010 (ESCROW FEES), 3.70.070 (A) & (B) (INSPECTION AND PROJECT REVIEW FEES – MISCELLANEOUS FEES), 3.70.060 (METER ASSEMBLY INSTALLATION FEE - WATER), 4.30.070 (SALE OF RECYCLED WATER AT RECYCLED WATER TREATMENT FACILITIES), 4.40.040 (A) & (B) (OTHER FEES AND CHARGES FOR WATER SERVICE), 4.40.050 (METER ASSEMBLY AND INSTALLATION FEES), 4.40.070 (BACKFLOW PREVENTION ADMINISTRATION FEE), 4.40.080 (A) & (C) (FEES AND CHARGES FOR USE OF TEMPORARY METERS), AND 4.40.090 (A) & (B) (FEES AND CHARGES FOR USE OF CONSTRUCTION WATER METER) AND RESCINDING RESOLUTION NO. 13-16

---

WHEREAS, the above referenced sections of the District Code allow the Board of Directors to establish the respective fees and charges by ordinance or resolution; and

WHEREAS, these fees and charges, which are not assessed as an incident of property ownership, but are instead imposed based upon the nature of the use of the property, not by virtue of the landowner's ownership of the property, and are therefore not subject to Proposition 218 notification procedures, have been reviewed and require adjustment; and

WHEREAS, these fees and charges are imposed for specific services provided by the District directly to the customer required to pay them, which services are not provided to those not charged, and the amounts of the fees and charges have each been calculated using an accepted methodology of allocating costs to the customers who benefit from the services provided such that the fee or charge does not exceed the reasonable costs of providing the service; and

WHEREAS, some of the fees and charges are imposed for the reasonable regulatory costs for issuing licenses and permits, performing investigations, inspections, and audits, and the administrative enforcement and adjudication thereof, based on an accepted methodology of allocating the reasonable regulatory costs to those whose activities give rise to the need for regulation; and

WHEREAS, some of the fees and charges comprise monetary charges imposed by the District for violations of law, and

WHEREAS, the rates, as adopted by this resolution, once operative, will supersede those previously established in Resolution No. 13-16.

NOW, THEREFORE, BE IT RESOLVED BY THE BOARD OF DIRECTORS OF DUBLIN SAN RAMON SERVICES DISTRICT, a public agency in the Counties of Alameda and Contra Costa, California, as follows:

1. The charges authorized under Sections 1.30.010 (B), 1.40.040, 1.50.010, 1.50.070, 1.100.010, 2.30.050, 3.70.060, 3.70.070 (A) & (B), 4.30.070, 4.40.040 (A) & (B), 4.40.050, 4.40.070, 4.40.080 (A) & (C), and 4.40.090 (A) & (B), of Dublin San Ramon Services District Code are established in the respective amounts set forth in Exhibit "A," attached.

2. This resolution will be effective immediately upon its adoption, provided that the charges as shown on Exhibit "A" shall be operative from and after July 1, 2018.

3. Resolution No. 13-16, attached as Exhibit "B," is rescinded effective July 1, 2018.


ADOPTED by the Board of Directors of Dublin San Ramon Services District, a public agency in the State of California, Counties of Alameda and Contra Costa, at its regular meeting held on the 15th day of May, 2018, and passed by the following vote:

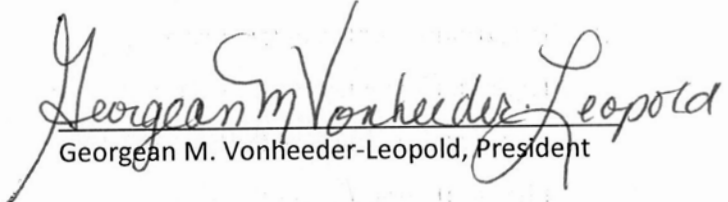
AYES: 5 - Directors Madelyne A. Misheloff, Edward R. Duarte,  
Richard M. Halket, D.L. (Pat) Howard, Georgean M. Vonheeder-Leopold

NOES: 0

ABSENT: 0

ATTEST:

  
Nicole Genzale, District Secretary

  
Georgean M. Vonheeder-Leopold, President

RESOLUTION NO. 25-18

RESOLUTION OF THE BOARD OF DIRECTORS OF DUBLIN SAN RAMON SERVICES DISTRICT ESTABLISHING FEES AND CHARGES UNDER DISTRICT CODE SECTION 5.30.090, INDUSTRIAL WASTE PROGRAM USER FEES AND CHARGES AND RESCINDING RESOLUTION NO. 14-16

---

WHEREAS, the above referenced section of the District Code allows the Board of Directors to establish the respective fees and charges by ordinance or resolution; and

WHEREAS, these fees and charges, which are not assessed as an incident of property ownership, but are instead imposed based upon the nature of the use of the property, not by virtue of the landowner's ownership of the property, and are therefore not subject to Proposition 218 notification procedures, have been reviewed and require adjustment; and

WHEREAS, these fees and charges are imposed for specific services provided by the District directly to the customer required to pay them, which services are not provided to those not charged, and the amount of the fees and charges have each been calculated using an accepted methodology of allocating costs to the customers that benefit from the services provided such that the fee or charge does not exceed the reasonable costs of providing the service; and

WHEREAS, some of the fees and charges are imposed for the reasonable regulatory costs for issuing licenses and permits, performing investigations, inspections, and audits, and the administrative enforcement and adjudication thereof, based on an accepted methodology of allocating the reasonable regulatory costs to those whose activities give rise to the need for regulation; and

WHEREAS, the rates, as adopted by this resolution, once operative, will supersede those previously established in Resolution No. 14-16.

NOW, THEREFORE, BE IT RESOLVED BY THE BOARD OF DIRECTORS OF DUBLIN SAN RAMON SERVICES DISTRICT, a public agency in the Counties of Alameda and Contra Costa, California, as follows:

1. The charges authorized under Section 5.30.090 of Dublin San Ramon Services District Code are established in the respective amounts set forth in Exhibit "A," attached.
2. This resolution will be effective immediately upon its adoption, provided that the charges as shown on Exhibit "A" shall be operative from and after July 1, 2018.
3. Resolution No. 14-16, attached as Exhibit "B," is rescinded effective July 1, 2018.


ADOPTED by the Board of Directors of Dublin San Ramon Services District, a public agency in the State of California, Counties of Alameda and Contra Costa, at its regular meeting held on the 15th day of May, 2018, and passed by the following vote:

AYES: 5 - Directors Edward R. Duarte, Madelyne A. Misheloff,  
Richard M. Halket, D.L. (Pat) Howard, Georgean M. Vonheeder-Leopold

NOES: 0

ABSENT: 0

ATTEST:

  
Nicole Genzale, District Secretary

  
Georgean M. Vonheeder-Leopold, President



**TITLE:** Support Proposed LAVWMA (Livermore-Amador Valley Water Management Agency) Operations and Maintenance Budget for Fiscal Year Ending 2021

**RECOMMENDATION:**

Staff recommends the Board of Directors approve, by Motion, the District's support of the proposed Fiscal Year Ending (FYE) 2021 budget for the operations and maintenance of the Livermore-Amador Valley Water Management Agency (LAVWMA) system.

**SUMMARY:**

LAVWMA is a joint powers agency created by DSRSD and the Cities of Livermore and Pleasanton for the purpose of discharging their treated wastewater to San Francisco Bay. The treated wastewater is conveyed via a 6.7-mile pipeline from Livermore's wastewater treatment plant to the LAVWMA Pump Station and another 16-mile pipeline from Pleasanton to San Leandro and enters the East Bay Dischargers Authority (EBDA) system for dechlorination and discharge through a deepwater outfall to the San Francisco Bay. The District performs the operational and maintenance tasks for the LAVWMA facilities as set forth in the Agreement for Maintenance of LAVWMA Facilities between LAVWMA and DSRSD dated January 15, 1980.

LAVWMA adopts its budget annually. However, to coincide with the District's two-year budget cycle, staff prepares and submits a two-year LAVWMA operations and maintenance (O&M) budget. Staff presented the proposed LAVWMA O&M budgets for fiscal years ending (FYE) 2020 and 2021 to the District Board on April 16, 2019 and the LAVWMA Board adopted its full FYE 2020 budget on May 15, 2019. There are no significant changes in the proposed \$2,618,772 budget for FYE 2021 and staff is submitting the same budget to LAVWMA for adoption. The proposed budget would convey treated wastewater to the discharge point in San Francisco Bay at a rate of approximate \$743 per million gallons based on an estimated export flow of 3,524 million gallons.

The LAVWMA Board is anticipated to consider approval of its FYE 2021 budget at its May 20, 2020 meeting. The LAVWMA Board consists of two appointed officials from each member agency. The current District representatives are Vice President Ann Marie Johnson and President Ed Duarte (as primary alternate).

Originating Department: Operations	Contact: J. Carson	Legal Review: Not Required
Cost: \$2,618,772 LAVWMA Budget	Funding Source: LAVWMA Operating Funds	
Attachments: <input type="checkbox"/> None <input type="checkbox"/> Staff Report <input type="checkbox"/> Resolution <input type="checkbox"/> Ordinance <input type="checkbox"/> Task Order <input type="checkbox"/> Proclamation <input checked="" type="checkbox"/> Other (see list on right)	Attachment 1 – Proposed LAVWMA Budget for FYE 2021	
		103 of 111



Regional Wastewater Treatment Facility  
7399 Johnson Drive  
Pleasanton, CA 94588-3862

main (925) 846-4565  
fax (925) 462-0658  
[www.dsrdsd.com](http://www.dsrdsd.com)

April 15, 2020

Mr. Chuck Weir  
LAVWMA General Manager  
7501 Dublin Blvd  
Dublin, CA 94568

**Subject: Proposed LAVWMA Operations & Maintenance Budget for Fiscal Year Ending 6/30/2021 (FYE 2021)**

Dear Chuck:

As you know, DSRSD previously submitted, on April 2, 2019, the proposed budgets for the operation and maintenance (O&M) of the LAVWMA facilities for the two fiscal years FYE 2020 and FYE 2021 to coincide with the District's two-year budget cycle. There have been no significant changes over the past year as far as impacting the O&M budget for FYE 2021.

However, flows were updated to reflect actual data instead of estimates that were used in the preparation of the original budget. Using updated flows, the estimated export flow for FYE 2021 is 3,524 MG compared to the original estimated flow of 4,028 MG.

Attachment 1 shows the original proposed FYE 2021 budget of \$2,618,772. This amount will convey treated wastewater to the discharge point in San Francisco Bay for Livermore, Pleasanton, Dublin, and San Ramon customers at a rate of approximately \$743 per million gallons (MG) based on the revised estimated export flow of 3,524 MG. For your convenience, the expenses are separated by pumping costs (\$2,224,495 or \$631/MG) and pipeline maintenance costs (\$394,277 or \$112/MG). The proposed FYE 2021 budget shows a 4% increase from the proposed FYE 2020 budget.

These are "not-to-exceed" budgets submitted in accordance with the Maintenance Agreement, and the total budget for each fiscal year cannot be increased without the approval of the LAVWMA Board. However, per the terms of the Maintenance Agreement, the "not-to-exceed" amount applies only to District labor, materials and supplies; but does not apply to utilities, laboratory analysis, and contractual services (Article 3, paragraph F). Utility rates and costs, in particular, are essentially beyond the control of the District, and could vary substantially depending on utility rate initiatives and higher than normal flows resulting from above normal wet weather conditions.

Not included in the proposed O&M budget amount are EBDA charges, permit fees, insurance, debt service, Director's fees and expenditures for the LAVWMA General Manager, Treasurer, Counsel, Auditor, and administrative staff.



Attachment 2 shows current year FYE 2020 budget (with actual expenditures through March 2020) compared to the proposed FYE 2021 budget. The table also shows a history of budgeted versus actual expenses for previous fiscal years.

Attachment 3 (from original 2019 proposal) provides detail on the 5,881 labor hours that were used for the FYE 2020 budget which is the same for FYE 2021 budget. Labor costs are based on DSRSD's burden labor rates, which are adjusted annually. DSRSD labor costs are expected to increase by 2.75% in FYE 2021.

Figure 1 shows the projected flow for FY 2020-2021 compared to the amount of recycled water for Pleasanton, EBMUD, and DSRSD.

Figure 2 shows a five-year historic variation in LAVWMA export flows from 2014 to 2019.

DSRSD staff is available at your convenience to discuss the proposed operating and maintenance budgets.

Sincerely,



Jeff Carson  
Operations Manager

/gl

Attachments

cc: Dan McIntyre, DSRSD General Manager  
Jan Lee, DSRSD Assistant General Manager  
Judy Zavadil, DSRSD District Engineer/Engineering Services Manager  
Carol Atwood, DSRSD Administrative Services Manager  
Levi Fuller, DSRSD Wastewater Treatment Plant Operations Supervisor  
Maurice Atendido, DSRSD Electrical & Instrumentation Supervisor  
Shawn Quinlan, DSRSD Maintenance Supervisor  
Diane Griffin, DSRSD Laboratory Supervisor  
Dan Marin, DSRSD Field Operations Supervisor

## FY 2020-2021 LAVWMA OPERATION &amp; MAINTENANCE BUDGET

SUMMARY:			
	Total	Pumping	Pipeline
DSRSD Labor	\$1,010,492	\$715,745	\$294,747
Materials & Supplies	\$62,700	\$44,500	\$18,200
Laboratory Analysis	\$30,300	\$9,300	\$21,000
Contractual Services	\$76,900	\$28,350	\$48,550
Utilities	\$1,429,880	\$1,418,600	\$11,280
Non-Routine	\$8,500	\$8,000	\$500
<b>Total</b>	<b>\$2,618,772</b>	<b>\$2,224,495</b>	<b>\$394,277</b>

Assumptions:	Total	Pumping	Pipeline
Days of operation =	365		
Annual acre feet =	10,814		
Annual million gallons =	3,524		
Unit Costs:			
Cost/AF =	\$242	\$206	\$36
Cost/MG=	\$743	\$631	\$112

## Detailed Breakdown:

	Hours	Rate	Labor	Pumping	Pipeline
<b>LABOR</b>					
<b>DIVISION 51 - Field Operations</b>					
Water-Wastewater Sys OP IV	64	\$163	\$10,403	\$0	\$10,403
Supervisor	8	\$278	\$2,227	\$0	\$2,227
Subtotal	72		\$12,630	\$0	\$12,630
<b>DIVISION 52 - WWTP</b>					
Process Lead Operator V	200	\$184	\$36,832	\$36,832	\$0
Senior WWTP Operator III	2,746	\$167	\$458,651	\$458,651	\$0
Operator II	0	\$152	\$0	\$0	\$0
Supervisor	50	\$278	\$13,918	\$6,959	\$6,959
Subtotal	2,996		\$509,401	\$502,442	\$6,959
<b>DIVISION 53 - Mechanical</b>					
Senior Mechanic-Crane Cert	380	\$187	\$70,915	\$35,457	\$35,457
Senior Mechanic	82	\$182	\$14,928	\$1,493	\$13,435
Mechanic II	1,229	\$166	\$203,405	\$48,817	\$154,588
Supervisor	50	\$217	\$10,852	\$5,426	\$5,426
Subtotal	1,741		\$300,099	\$91,193	\$208,906
<b>DIVISION 54 - Electrical</b>					
Senior Instrument/Controls Tech	12	\$202	\$2,421	\$1,211	\$1,211
Instrument Tech	480	\$172	\$82,497	\$41,248	\$41,248
OPS Control Sys Spec	144	\$183	\$26,411	\$19,808	\$6,603
Senior Electrician	36	\$185	\$6,657	\$6,657	\$0
Electrician II	240	\$168	\$40,346	\$40,346	\$0
Supervisor	12	\$207	\$2,486	\$1,243	\$1,243
Subtotal	924		\$160,819	\$110,514	\$50,305
<b>DIVISION 56 - Safety</b>					
Safety Officer	48	\$121	\$5,787	\$2,893	\$2,893
Subtotal	48		\$5,787	\$2,893	\$2,893
<b>DIVISION 40 - Engineering</b>					
Senior Civil Engineer-SME	100	\$218	\$21,756	\$8,703	\$13,054
Subtotal	100		\$21,756	\$8,703	\$13,054
<b>Total Labor</b>	<b>5,881</b>		<b>\$1,010,492</b>	<b>\$715,745</b>	<b>\$294,747</b>
<b>FTE's</b>	<b>2.8</b>				

Note: FYE 2021 estimated labor rates includes 2.75% CPI increase effective January 1 of each 2020 and 2021 calendar years per DSRSD Bargaining MOU

## FY 2020-2021 LAVWMA OPERATION &amp; MAINTENANCE BUDGET

	<u>Expense</u>	<u>Pumping</u>	<u>Pipeline</u>
<b><u>MATERIALS &amp; SUPPLIES</u></b>			
<b>Operations Supplies</b>			
Calcium Thiosulfate	\$12,000	\$6,000	\$6,000
Supplies/Expenses (misc)	\$200	\$100	\$100
Subtotal	\$12,200	\$6,100	\$6,100
<b>Mechanical Supplies</b>			
Materials and supplies	\$10,000	\$9,000	\$1,000
Pump & equip repair parts	\$7,500	\$7,500	\$0
Air relief valve parts	\$5,000	\$0	\$5,000
Oils, lubricants	\$2,500	\$2,500	\$0
Subtotal	\$25,000	\$19,000	\$6,000
<b>Electrical Supplies</b>			
Instrument parts	\$3,200	\$1,600	\$1,600
Analyzer parts	\$12,100	\$8,800	\$3,300
MCC equipment/parts	\$3,200	\$3,200	\$0
SCADA parts	\$5,400	\$4,200	\$1,200
Soft-starter parts and repairs	\$1,600	\$1,600	\$0
Motor repairs	\$0	\$0	\$0
Replacement Actuators	\$0	\$0	\$0
Subtotal	\$25,500	\$19,400	\$6,100
<b>Total Materials &amp; Supplies</b>	<b>\$62,700</b>	<b>\$44,500</b>	<b>\$18,200</b>
<b><u>LABORATORY ANALYSIS</u></b>			
Compliance Testing	\$11,300	\$9,300	\$2,000
Operational Support Testing	\$4,000	\$0	\$4,000
Special Sampling	\$15,000	\$0	\$15,000
<b>Total Laboratory Analysis</b>	<b>\$30,300</b>	<b>\$9,300</b>	<b>\$21,000</b>
<b><u>CONTRACTUAL SERVICES</u></b>			
Sub-surface Repairs	\$5,000	\$0	\$5,000
Street Sweeping	\$5,000	\$5,000	\$0
Cathodic Protection Survey and Repairs	\$30,000	\$0	\$30,000
Underground Service Alert	\$3,800	\$0	\$3,800
SCADA software maintenance contract	\$10,000	\$7,500	\$2,500
Rectifier monitoring 5-yr contract (FY22, \$40k)	\$0	\$0	\$0
Med voltage switchgear 3-yr PM (FY22, \$18k)	\$0	\$0	\$0
Arc Flash Study 5-yr (FY24, \$20k)	\$0	\$0	\$0
Motor rehab	\$0	\$0	\$0
HVAC Maintenance/Repairs	\$750	\$500	\$250
Termite/Pest Control	\$900	\$900	\$0
Landscape/weed maintenance	\$8,000	\$6,000	\$2,000
Janitorial Service	\$3,000	\$3,000	\$0
Fire Extinguisher Maint	\$200	\$200	\$0
Postage/Shipping Charges	\$250	\$250	\$0
Professional Services, misc	\$10,000	\$5,000	\$5,000
<b>Total Contractual Services</b>	<b>\$76,900</b>	<b>\$28,350</b>	<b>\$48,550</b>
<b><u>UTILITIES</u></b>			
Electricity (PG&E)	\$1,421,000	\$1,412,800	\$8,200
Water & Sewer (Pleasanton)	\$1,000	\$1,000	\$0
Water (EBMUD)	\$880	\$0	\$880
Telephone/communications/T-1	\$4,500	\$2,300	\$2,200
WW Treatment (DSRSD)	\$2,500	\$2,500	\$0
<b>Total Utilities</b>	<b>\$1,429,880</b>	<b>\$1,418,600</b>	<b>\$11,280</b>
<b><u>NON-ROUTINE</u></b>			
Pump Efficiency Testing	\$0	\$0	\$0
Corrosion Studies/Inspections	\$500	\$0	\$500
Med voltage switchgear 3-yr PM (FY22, \$18k)	\$0	\$0	\$0
Time delay switches for electrical switchgear	\$8,000	\$8,000	\$0
LAVWMA PS PLC Upgrade (placeholder, \$160k)	\$0	\$0	\$0
<b>Total Non-Routine</b>	<b>\$8,500</b>	<b>\$8,000</b>	<b>\$500</b>
<b>TOTAL O&amp;M BUDGET (LABOR, MATERIALS &amp; SERVICES)</b>	<b>\$2,618,772</b>	<b>\$2,224,495</b>	<b>\$394,277</b>

## HISTORY OF BUDGETS COMPARED TO ACTUAL EXPENSES

		PREVIOUS YEARS BUDGET HISTORY						CURRENT YEAR		NEXT YEAR
		Approved		Actual		Approved		Actual		Proposed Budget
		Budget	Expenses	Budget	Expenses	Budget	Expenses	Budget	Expenses	
		FY 2016-17	FY 2016-17	FY 2017-18	FY 2017-18	FY 2018-19	FY 2018-19	FY 2019-20	YTD thru Feb FY 2019-20	
Labor										
Staff		\$796,410	\$632,100	\$784,903	\$628,595	\$864,466	\$851,617	\$983,447	\$521,129	\$1,010,492
	Subtotal	\$796,410	\$632,100	\$784,903	\$628,595	\$864,466	\$851,617	\$983,447	\$521,129	\$1,010,492
Materials & Supplies										
Operations supplies		\$200	\$3,144	\$13,200	\$14,501	\$14,200	\$306	\$12,200	\$330	\$12,200
Mechanical supplies		\$25,000	\$20,187	\$32,000	\$36,083	\$25,000	\$2,994	\$25,000	\$5,159	\$25,000
Electrical supplies		\$20,000	\$24,314	\$20,000	\$99,565	\$24,500	\$17,642	\$25,500	\$18,878	\$25,500
	Subtotal	\$45,200	\$47,645	\$65,200	\$150,148	\$63,700	\$20,942	\$62,700	\$24,367	\$62,700
Laboratory analysis										
Compliance		\$18,000	\$17,678	\$18,000	\$8,851	\$18,000	\$9,256	\$11,300	\$6,230	\$11,300
Operational		\$3,000	\$3,696	\$3,700	\$3,696	\$3,700	\$3,960	\$4,000	\$2,640	\$4,000
Special Sampling		\$2,500	\$1,392	\$5,000	\$15,061	\$5,000	\$15,827	\$15,000	\$10,404	\$15,000
	Subtotal	\$23,500	\$22,766	\$26,700	\$27,608	\$26,700	\$29,043	\$30,300	\$19,274	\$30,300
Contractual Services										
Sub-surface Repairs		\$5,000	\$0	\$5,000	\$0	\$5,000	\$0	\$5,000	\$0	\$5,000
Street Sweeping		\$5,000	\$2,860	\$5,000	\$2,805	\$5,000	\$3,261	\$5,000	\$3,205	\$5,000
Cathodic Protection Survey and Repairs		\$16,000	\$24,000	\$16,000	\$0	\$26,000	\$0	\$30,000	\$18,050	\$30,000
Underground Service Alert		\$550	\$1,141	\$1,140	\$2,806	\$1,140	\$3,782	\$3,800	\$7,979	\$3,800
SCADA software maintenance contract		\$10,000	\$43,585	\$10,000	\$7,209	\$10,000	\$19,569	\$10,000	\$10,051	\$10,000
HVAC Maintenance/Repairs		\$750	\$0	\$750	\$0	\$750	\$405	\$750	\$0	\$750
Termite/Pest Control		\$850	\$888	\$900	\$890	\$900	\$1,154	\$900	\$0	\$900
Landscape/weed maintenance		\$12,500	\$8,346	\$8,500	\$5,404	\$8,500	\$12,743	\$8,000	\$7,354	\$8,000
Janitorial Services						\$0	\$3,025	\$3,000	\$3,960	\$3,000
Fire Extinguisher Maint		\$200	\$202	\$200	\$166	\$200	\$0	\$200	\$0	\$200
Postage/Shipping Charges		\$250	\$0	\$250	\$0	\$250	\$0	\$250	\$0	\$250
Professional Services, misc		\$10,000	-\$17,939	\$10,000	\$32,567	\$10,000	\$75,145	\$10,000	\$972	\$10,000
	Subtotal	\$61,100	\$63,083	\$57,740	\$53,042	\$67,740	\$119,083	\$76,900	\$51,571	\$76,900
Utilities										
Electricity (PG&E)		\$1,046,498	\$1,302,546	\$1,135,605	\$1,068,326	\$1,157,313	\$1,362,928	\$1,347,600	\$737,188	\$1,421,000
Water & Sewer (Pleasanton)		\$1,000	\$710	\$1,000	\$1,034	\$1,000	\$753	\$1,000	\$674	\$1,000
Water (EBMUD)		\$700	\$737	\$880	\$933	\$880	\$871	\$880	\$555	\$880
Telephone/communications/T-1		\$4,500	\$5,368	\$4,500	\$4,779	\$4,500	\$4,569	\$4,500	\$3,417	\$4,500
WW Treatment (DSRSD)		\$2,500	\$959	\$2,500	\$0	\$2,500	\$0	\$2,500	\$0	\$2,500
	Subtotal	\$1,055,198	\$1,310,319	\$1,144,485	\$1,075,073	\$1,166,193	\$1,369,121	\$1,356,480	\$741,834	\$1,429,880
Non-Routine										
Pump Efficiency Testing		\$0	\$0	\$0	\$0	\$0	\$0	\$0	\$0	\$0
Corrosion Studies/Inspections		\$5,000	\$0	\$0	\$297	\$5,000	\$297	\$500	\$0	\$500
Med voltage switchgear 3-yr PM (FY22, \$18k)		\$0	\$0	\$0	\$0	\$10,900	\$0	\$0	\$0	\$0
Time delay switches for electrical switchgear								\$8,000	\$0	\$8,000
LAVWMA PS PLC Upgrade (placeholder, \$160k)								\$0	\$0	\$0
	Subtotal	\$5,000	\$0	\$0	\$297	\$15,900	\$297	\$8,500	\$0	\$8,500
Grand Total		\$1,986,408	\$2,075,913	\$2,079,028	\$1,934,763	\$2,204,698	\$2,390,102	\$2,518,327	\$1,358,175	\$2,618,772
Export Flow (AF)		11,577	12,482	12,516	12,163	12,322	5,214	12,565	4,788	10,814
Export Flow (MG)		3,772	4,067	4,078	3,963	4,015	1,699	4,094	1,560	3,524
Cost (\$/AF)		\$172	\$166	\$166	\$159	\$179	\$458	\$200	\$284	\$242
Cost (\$/MG)		\$527	\$510	\$510	\$488	\$549	\$1,407	\$615	\$871	\$743

## LAVWMA LABOR ESTIMATING

USED FOR BOTH  
FYE 2020 & FYE 2021

## PERSONNEL

<b>Division 51 - Field Operations (Distribution)</b>		<b>72</b>
Water-Wastewater Sys OP IV	TV inspection of export pipe, 1/2 day/year, 2 Operators	16
Water-Wastewater Sys OP IV	Traffic control for vault entries, misc	16
Water-Wastewater Sys OP IV	Vacuum cleaning assistance at basins	32
Supervisor	Inspections/coordination/direction of staff and related activities	8
<b>Division 52 - Treatment Plant Operations</b>		<b>2996</b>
Process Lead Operator V	Pump efficiency testing and SOP's, planning, inspections	200
Senior WWTP Operator III	Spot checks on off-shifts and weekends + hours for storms	590
Senior WWTP Operator III	Daily pump station operation/monitoring, 3 hrs/day 5 days per week	1000
Senior WWTP Operator III	San Leandro Sample Station checks, pipeline inspections, flapper valve testing	1156
Supervisor	Inspections/direction of staff and activities, 2 hours/week	50
<b>Division 53 - Mechanical Maintenance</b>		<b>1741</b>
Senior Mechanic-Crane Cert	Regular maintenance, 4 hrs/day, 2 days per week	380
Senior Mechanic (USA)	USA Marking, when other trained employees are not available	82
Mechanic II	PM's and misc repairs, as needed	200
Mechanic II Crane Cert	PM's and misc repairs, as needed	200
Mechanic II (USA)	USA Marking, 1 hour per day, 5 days per week	269
Mechanic II	Confined space entries, 4 weeks/year, 2 employees	560
Supervisor	Inspections/direction of staff and activities, 1 hour/week	50
<b>Division 54 - Electrical &amp; Instrumentation Maintenance</b>		<b>924</b>
Senior Instrument/Controls Tech	Instrument replacement/SCADA troubleshooting, 1 hr/month	12
Instrument Tech	Instrument checks/calibration 40 hrs/month	480
OPS Control Sys Spec	SCADA system repairs/programming, 12 hrs/month	144
Senior Electrician	Switchgear & electrical inspections and repair 3 hrs/month	36
Electrician	Switchgear & electrical inspection/repairs, 20 hrs/month	240
Supervisor	Inspections/direction of staff and activities, 1 hr/month	12
<b>Division 56 - Safety</b>		<b>48</b>
Safety Officer	Special safety inspections of LAVWMA facilities	48
<b>Division 40 - Engineering</b>		<b>100</b>
Senior Civil Engineer-SME	Assistance with engineering, maintenance, and bidding issues	100
<b>TOTAL BILLABLE LABOR HOURS</b>		<b>5881</b>
<b>FTE's</b>		<b>2.83</b>

Figure 1  
FY 2020-2021 Flow Projections

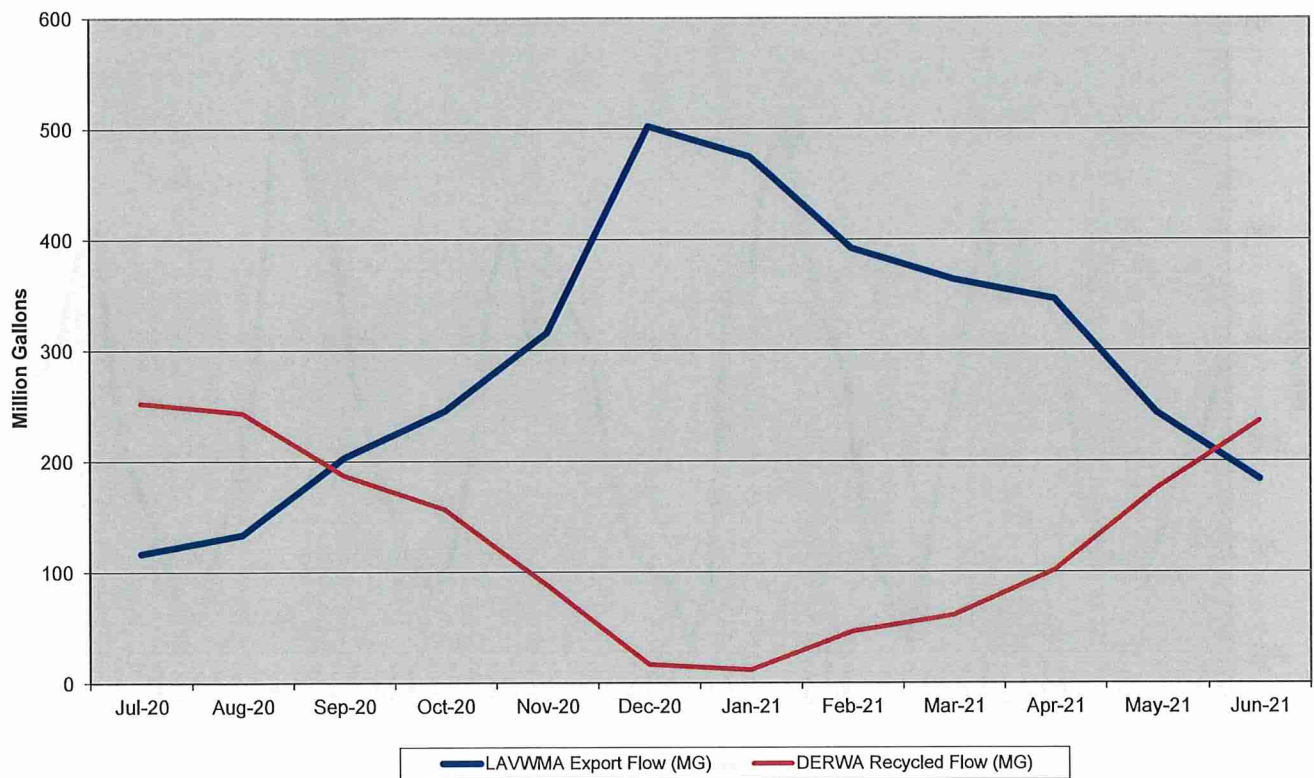


Figure 2  
LAVWMA Monthly Export Flow 5-Year History

