



**REGULAR MEETING
OF THE BOARD OF DIRECTORS
OF THE LIVERMORE-AMADOR VALLEY WATER MANAGEMENT AGENCY**

Wednesday, November 19, 2025 6:00 p.m.

**Dublin San Ramon Services District Board Room
7051 Dublin Boulevard
Dublin, California**

- 1. Call to Order**
- 2. Pledge of Allegiance**
- 3. Roll Call**
- 4. Order of Agenda/Acknowledgement of Posting**
(The agenda may be re-ordered by motion of the Board. The agenda has been posted virtually on the Agency's website and physically in the display case outside the DSRSD Building, and, as a courtesy when possible, under the circumstances, at Pleasanton City Hall and Livermore City Hall at least 72 hours prior to a regular meeting and 24 hours prior to a special meeting.)
- 5. Public Comment**
(See text in box below for information on how to observe and submit public comments.)
- 6. Consent Calendar**
(All items on the Consent Calendar will be considered together by one or more action(s) of the Board unless a Board member pulls an item.)
 - 6.a. Board Meeting Minutes for the August 20, 2025 meeting**
(The Board will consider approving the minutes of the August 20, 2025 Board meeting.)
- 7. Financial Reporting for the Fiscal Year Ending June 30, 2026**
(The Board will review the LAVWMA Treasurer's Quarterly Report of Operations for the 1st Quarter Fiscal Year 2025-26, ending September 30, 2025.)
- 8. Solar Energy at the LAVWMA Pump Station RFP Update, Revised Cost Benefit Analysis and Upcoming Power Purchase Agreement**
(Staff will give the Board an update on energy conservation efforts including the results of a RFP for a solar provider, a revised cost-benefit analysis, and contractual considerations for a potential Solar Power Purchase Agreement for the LAVWMA Pump Station and ask the Board for direction, including a request to adjourn the meeting to December 9, 2025.)
- 9. Adjustment to Fiscal Year 2025-26 Capital Budget**
(The Board to consider adjusting the Fiscal Year 2025-26 Capital Budget.)

**Action
Pages 3-5**

**Information
Page 6-10**

**Information
Page 11-23**

**Action
Pages 24-29**

- Information Pages 30-49** **10. LAVWMA Quarterly Report of Operations, 1st Quarter, Fiscal Year 2025-26**
(The Board will review the Quarterly Report of Operations, 1st Quarter, Fiscal Year 2025-26.)
- Information Pages 50-81** **11. Update and Response to Various Legal and Legislative Issues**
(The Board will receive a report regarding proposed legislation and legal developments affecting LAVWMA and its member agencies.)
- Information Pages 82-122** **12. General Manager's Report**
(The Board will review the General Manager's Report on various administrative, capital and operational projects.)
- 13. Matters From/For Board Members**
(Board members may make brief announcements or reports on his or her own activities, pose questions for clarification, and/or request that items be placed on a future agenda. Except as authorized by law, no other discussion or action may be taken.)
- 14. Adjourn the Regular Board Meeting to Tuesday, December 9, 2025, 5:00 p.m. at DSRSD**

HOW TO SUBMIT PUBLIC COMMENTS:

Written / Read Aloud: Please email your comments to info@lavwma.com, write "Public Comment" in the subject line. In the body of the email, include the agenda item number and title, as well as your comments. If you would like your comment to be read aloud at the meeting (not to exceed three (3) minutes at staff's cadence), prominently write "Read Aloud at Meeting" at the top of the email. All comments received before 12:00 PM the day of the meeting will be included as an agenda supplement on LAVWMA's website under the relevant meeting date and provided to the Directors at the meeting. Comments received after this time will be treated as live comments and read into the record.

Live Comments: During the meeting, the Board Chair or designee will announce the opportunity to make public comments. Speakers will be asked to provide their name and city of residence, although providing this is not required for participation. Each speaker will be afforded up to 3 minutes to speak.

ACCESSIBILITY INFORMATION:

Board Meetings are accessible to people with disabilities and others who need assistance. Individuals who need special assistance or a disability-related modification or accommodation (including auxiliary aids or services) to observe and/or participate in this meeting and access meeting-related materials should contact Levi Fuller, General Manager, as soon as possible but at least 72 hours before the meeting at (707) 373-7030 or info@lavwma.com. Advanced notification will enable LAVWMA to swiftly resolve such requests to ensure accessibility.

PUBLIC RECORDS:

Public records that relate to any item on the open session agenda for a meeting are available for public inspection. Those records that are distributed after the agenda posting deadline for the meeting are available for public inspection at the same time they are distributed to all or a majority of the members of the Board. The Board has designated LAVWMA's website located at <https://lavwma.com/meetings/> as the place for making those public records available for inspection. The documents may also be obtained by contacting the General Manager.

CEQA NOTICE:

Unless expressly stated otherwise on the agenda (that a negative declaration, mitigated negative declaration, or environmental impact report is being considered), discretionary actions taken on agenda items will include a finding by the Board that the action is exempt under the California Environmental Quality Act (CEQA). More information about the CEQA determination can be found in the corresponding staff report.

LAVWMA
Livermore-Amador Valley Water Management Agency
DRAFT
Minutes
Regular Meeting of Board of Directors
Wednesday, August 20, 2025
6:00 p.m.

1. Call to Order

Chair Jeff Nibert called the meeting to order at 6:00 p.m.

2. Pledge of Allegiance

3. Roll Call

Present: Chair Jeff Nibert, Vice Chair Steven Dunbar and Directors Evan Branning (arrived at 6:09 p.m.), Dinesh Govindarao, Arun Goel and Julie Testa.

LAVWMA Staff Present: General Manager/Treasurer Levi Fuller, General Counselor Alexandra Barnhill, Regional Government Services (RGS) Finance Consultant Tracy Fuller (participated via Google Meet), and Administrative Assistant Sheree Davis.

Member Agency Staff Present: DSRSD Operations Director Dan Gill

4. Order of Agenda/Acknowledgement of Posting

There were no changes to the agenda.

5. Public Comment

There were no comments from the public.

6. Consent Calendar

6.a. Board Meeting Minutes for the May 21, 2025 meeting

The Board approved the Meeting Minutes from the May 21, 2025 Board meeting.

Director Testa – Motion, Director Goel – Seconded

Ayes – 5

Noes – 0

There were no comments from the public. The Motion passed unanimously (5 – 0).

7. Financial Reporting for the Fiscal Year Ending June 30, 2025

Treasurer Levi Fuller provided a summary of the Fourth Quarter Financial Report for the Fiscal Year Ending June 30, 2025.

This was an information item only requiring no action by the Board. There were no comments from the public.

8. LAVWMA Quarterly Report of Operations, 4th Quarter, FY2024-2025

The Board received the Quarterly Report of Operations for the 4th Quarter, FY2024/25.

This was an information item only requiring no action by the Board. There were no comments from the public.

9. Update and Response to Various Legal and Legislative Issues

The Board received a report regarding proposed legislation and legal developments affecting LAVWMA and its member agencies with specific emphasis regarding SB 131, AB 130 and SB 707.

This was an information item only requiring no action by the Board. There were no comments from the public.

10. General Manager's Report

The Board reviewed the General Manager's Report regarding the operations and maintenance of the Agency and its facilities.

This was an information item only requiring no action by the Board. There were no comments from the public.

11. Matters From/For Board Members

There were no matters from/for Board members.

12. Closed Session

Conference with Labor Negotiator (Government Code 54957.6)

Agency Designated Representative: Alexandra Barnhill, General Counsel

Unrepresented Party: Levi Fuller, General Manager

Public Employee Performance Evaluation (Government Code 54957)

Title: General Manager

The Board conducted a performance review of the General Manager and reported out of closed session that it took no reportable action.

13. First Amendment to the Agreement for General Management Services between Livermore-Amador Valley Water Management Agency and Levi Fuller Jr., DBA Fuller Management and Operational Process Services LLC

General Counsel Barnhill noted that the Board was considering an amendment to the General Manager's agreement and that the proposed action would provide an adjustment to executive compensation. The Board approved the amended agreement for General Management

Services.

Director Goel – Motion, Director Govindarao – Seconded

Ayes – 6

Noes – 0

There were no comments from the public. The Motion passed unanimously (6 – 0).

14. Next Regular Board Meeting, Wednesday, November 19, 2025, 6:00 p.m.

The next Board meeting will be held in DSRSD’s Boardroom.

15. Adjournment

There being no further action, Chair Nibert adjourned the meeting at 6:44 p.m.

Minutes Approved by the Board on November 19, 2025.

Submitted by,

Levi Fuller
General Manager

ITEM NO. 7 FINANCIAL REPORTING FOR THE FIRST QUARTER OF FISCAL YEAR 2025-2026**Action Requested**

None at this time. This is an information item only.

Subject

Financial Reporting for the three months ending September 30, 2025

Summary

Attached are the Treasurer's Quarterly Reports of Operations for the 1st Fiscal Quarter of FY 2025-2026. Figures for the three-month period from July 1, 2025, through September 30, 2025, seen in Attachments A and B are preliminary and subject to change because the period is still open for recordation of accruable items, and have not been audited.

Budgets in Attachments A and B reflect the budget appropriations approved by the Board on May 21, 2025.

The Treasurer's Report in Attachment C reflects the banking relationship established in FY 2024/2025 with Chase Bank. This relationship allows LAVWMA to pay vendors directly. These direct payments are expected to typically be made to vendors paid within the General Management group of budgets. The majority of Repair and Replacement vendors are being paid by DSRSD directly. In the Capital Program, vendor payments are split about 50%/50% between DSRSD and LAVWMA depending on which agency is acting as the project manager. DSRSD engineering and operations staff continue to receive, review, and discuss invoices with LAVWMA's General Manager prior to payment by DSRSD. These payments are then included in DSRSD's aggregate monthly invoice to LAVWMA.

Attachment D is the General Management Quarterly Expenses Listings by 1) Effective Date, and 2) by Vendor, and reflect vendor payments made directly by LAVWMA.

Attachments

- A. Operations and Maintenance Fund Budget vs. Actual
- B. Capital Improvement Projects Budgets vs. Actuals
- C. Treasurer's Quarterly Report of Financial Activity – Shows reconciliation of LAVWMA's cash balances between its accounting records and its banks' records.
- D. General Management Quarterly Expenses Listings by Effective Date and by Vendor

LIVERMORE-AMADOR VALLEY WATER MANAGEMENT AGENCY

Operations and Maintenance - Budget vs Actual

July - September of the 2025-2026 Fiscal Year

	July 2024 - September 2024 PREVIOUS FISCAL YEAR FOR COMPARISON				July 2025 - September 2025 CURRENT FISCAL YEAR			
	ANNUAL BUDGET	YEAR TO DATE ACTUALS	DOLLAR VARIANCE	ACTUAL AS A PERCENTAGE OF BUDGET	ANNUAL BUDGET	YEAR TO DATE ACTUALS	DOLLAR VARIANCE	ACTUAL AS A PERCENTAGE OF BUDGET
OPERATING REVENUES								
Service charges - DSRSD	\$ 1,544,597	\$ 772,299	\$ (772,299)	50%	\$ 1,559,415	\$ 779,707	\$ (779,707)	50%
Service charges - City of Pleasanton	1,894,367	947,184	(947,184)	50%	1,904,984	952,492	(952,492)	50%
Service charges - City of Livermore	1,669,330	834,665	(834,665)	50%	1,678,319	839,160	(839,160)	50%
Service charges - Reconciled	-	-	-	0%	-	-	-	0%
Total operating revenues	5,108,294	2,554,147	(2,554,147)	50%	5,142,718	2,571,359	(2,571,359)	50%
OPERATING EXPENDITURES								
Power	2,065,755	287,773	(1,777,982)	14%	2,025,350	301,405	(1,723,945)	15%
LAVWMA share of EBDA O&M - Fixed	742,098	437,225	(304,873)	59%	546,437	273,219	(273,218)	50%
LAVWMA share of EBDA O&M - Variable	266,042	137,755	(128,287)	52%	278,445	309,821	31,376	111%
Operations agreement	1,442,894	325,985	(1,116,909)	23%	1,550,385	373,642	(1,176,743)	24%
Professional services	434,500	101,383	(333,117)	23%	542,900	144,958	(397,942)	27%
City of Livermore sole use O&M	25,000	8,554	(16,446)	34%	25,000	4,416	(20,584)	18%
Insurance	106,620	141,217	34,597	132%	148,816	139,394	(9,422)	94%
Permits	25,385	-	(25,385)	0%	25,385	3,077	(22,309)	12%
Repairs and Maintenance	-	-	-	0%	-	-	-	0%
Miscellaneous	-	760	760	0%	-	1,327	1,327	0%
Total operating expenses	5,108,294	1,440,652	(3,667,642)	28%	5,142,718	1,551,257	(3,591,461)	30%
Operating income (loss)	(0)	1,113,495	(1,113,495)		-	1,020,102	(1,020,102)	
NON-OPERATING REVENUE (EXPENSE)								
Amortization/Depreciation	-	-	-	0%	-	-	-	0%
EBDA Debt	-	-	-	0%	-	-	-	0%
Other Expenses	-	-	-	0%	-	-	-	0%
Interest Income	-	3,313	(3,313)	0%	-	7,020	(7,020)	0%
Total non-operating revenue (expense)	-	3,313	(3,313)	0%	-	7,020	(7,020)	0%
Net Income	\$ (0)	\$ 1,116,808	\$ (1,116,808)		\$ -	\$ 1,027,122	\$ (1,027,122)	

Expenditure Details - see GM approved invoices tab.

LIVERMORE-AMADOR VALLEY WATER MANAGEMENT AGENCY

Repair and Replacement Activity - Budget vs Actual

July - September of the 2025-2026 Fiscal Year

ANNUAL BUDGET vs YEAR-TO-DATE ACTUAL REVENUES AND EXPENDITURES BY FUND

	ANNUAL BUDGET vs YEAR-TO-DATE ACTUAL REVENUES AND EXPENDITURES BY FUND														
	2021 Debt Service			Joint-Use Repair & Replacement			Dual-Use Repair & Replacement			Sole-Use Repair & Replacement			Total		
	ACTUAL AS A			ACTUAL AS A			ACTUAL AS A			ACTUAL AS A			ACTUAL AS A		
	Y-T-D	PERCENTAGE		Y-T-D	PERCENTAGE		Y-T-D	PERCENTAGE		Y-T-D	PERCENTAGE		Y-T-D	PERCENTAGE	
	BUDGET	ACTUAL	OF BUDGET	BUDGET	ACTUAL	OF BUDGET	BUDGET	ACTUAL	OF BUDGET	BUDGET	ACTUAL	OF BUDGET	BUDGET	ACTUAL	OF BUDGET
REPAIR & REPLACEMENT REVENUES															
Service charges - DSRSD	\$2,584,997	\$2,309,146	89%	\$ 139,800	\$ 69,900	50%	\$ -	\$ -	0%	\$ -	\$ -	0%	\$2,724,797	\$2,379,046	87%
Service charges - City of Pleasanton	2,211,405	1,975,420	89%	139,800	\$ 69,900	50%	-	-	0%	-	-	0%	\$2,351,205	\$2,045,320	87%
Service charges - City of Livermore	1,849,498	1,652,134	89%	120,400	\$ 60,200	50%	-	-	0%	-	-	0%	\$1,969,898	\$1,712,334	87%
Service - Due from members - City of Livermore	50	-	0%	-	54,486	0%	-	-	0%	-	-	0%	\$ 50	\$ 54,486	
Subtotal service charges	6,645,950	5,936,700	89%	400,000	254,486	64%	-	-	0%	-	-	0%	\$7,045,950	\$6,191,186	88%
OTHER REVENUES															
Interest income	-	-	0%	-	190,663	0%	-	-	0%	-	6,671	0%	\$ -	\$ 197,334	0%
Other income	-	-	0%	-	-	0%	-	-	0%	-	-	0%	\$ -	\$ -	0%
Total Repair & Replacement Revenues	6,645,950	5,936,700	89%	400,000	445,149	111%	-	-	0%	-	6,671	0%	\$7,045,950	\$6,388,520	91%
REPAIR & REPLACEMENT EXPENDITURES															
Non-routine Repair	-	-	0%	400,000	459,131	115%	-	-	0%	-	33,984	0%	\$ 400,000	\$ 493,115	123%
Principal Bond Payments	5,125,000	5,125,000	100%	-	-	0%	-	-	0%	-	-	0%	\$5,125,000	\$5,125,000	100%
Interest Bond Payments	1,520,900	811,700	53%	-	-	0%	-	-	0%	-	-	0%	\$1,520,900	\$ 811,700	53%
Miscellaneous	-	-	0%	-	-	0%	-	-	0%	-	-	0%	\$ -	\$ -	0%
Total Repair & Replacement Expenditures	6,645,900	5,936,700	89%	400,000	459,131	115%	-	-	0%	-	33,984	0%	\$7,045,900	\$6,429,815	91%
Net Cash Flow	\$ 50	\$ 0	1%	\$ -	\$ (13,982)	0%	\$ -	\$ -	0%	\$ -	\$ (27,314)	0%	\$ 50	\$ (41,295)	-82590%

Percentage of Budget will display as 0% if no budget was established.

LIVERMORE-AMADOR VALLEY WATER MANAGEMENT AGENCY
TREASURER'S REPORT
As of 9/30/2025

	Bank of America and Chase Bank	Bank of America	Chase Bank
Beginning Balances 7/1/2025	<u>\$457,457.06</u>	<u>\$21,366.38</u>	<u>\$436,090.68</u>
RECEIPTS / TRANSFERS IN:			
Receipts	\$8,762,545.30	\$8,762,545.30	
Transfers from BoFA Checking Account	\$0.00	\$0.00	
Transfers from CAMP Investment Account	\$610,000.00	\$610,000.00	
Transfers from LAIF Investment Account	\$0.00	\$0.00	
Interest Earned	\$7,019.59	\$7,019.59	
	<u>\$9,379,564.89</u>	<u>\$9,379,564.89</u>	<u>\$0.00</u>
DISBURSEMENTS / TRANSFERS OUT:			
Disbursements to Vendors	\$6,815,013.83	\$6,687,542.47	\$127,471.36
Transfer to Chase Bank	\$0.00	\$0.00	
Transfer to CAMP Investment Acct	\$2,690,000.00	\$2,690,000.00	
Bank Fees	\$1,270.75	\$1,270.75	
	<u>\$9,506,284.58</u>	<u>\$9,378,813.22</u>	<u>\$127,471.36</u>
Net Cash Flow	<u>(\$126,719.69)</u>	<u>\$751.67</u>	<u>(\$127,471.36)</u>
Balances Per Bank Statements 9/30/2025	<u>\$330,737.37</u>	<u>\$22,118.05</u>	<u>\$308,619.32</u>
Outstanding Wires	\$0.00	\$0.00	\$0.00
Deposit in Transit	<u>\$0.00</u>	<u>\$0.00</u>	<u>\$0.00</u>
Balance Per Books 9/30/2025	<u>\$330,737.37</u>	<u>\$22,118.05</u>	<u>\$308,619.32</u>
CASH & INVESTMENT SUMMARY Per BOOKS:			
Bank of America Checking	\$22,118.05		
Chase Bank Checking	\$308,619.32		
California Asset Management Program (CAMP)	\$18,043,755.74		
Local Agency Investment Fund (LAIF)	\$511,769.11		
TOTAL LIQUIDITY BALANCE PER BOOKS	<u>\$18,886,262.22</u>		
CASH & INVESTMENT SUMMARY Per INSTITUTIONS:			
Bank of America Checking	\$22,118.05		
Chase Bank Checking	\$308,619.32		
California Asset Management Program (CAMP)	\$18,043,755.74		
Local Agency Investment Fund (LAIF)	\$511,769.11		
Outstanding Transactions	\$0.00		
TOTAL LIQUIDY BALANCE PER INSTITUTIONS	<u>\$18,886,262.22</u>		

Monthly Distribution Yield: July 4.41%; August 4.40%; September 4.36%
Average Monthly Effective Yields 2025: July 4.258%; August 4.251%; September 4.212%

I certify that this report reflects all Government Agency pooled investments and is in conformity with the investment policy of Livermore-Amador Valley Water Management Agency.

The investment program herein shown provides sufficient cash flow liquidity to meet the next six month's expenses.

Levi Fuller

11/13/2025

Approver

Date

Item No. 7 - Attachment D

Livermore-Amador Valley Water Management Agency				
General Management Expenses Listing By Effective Date (Traditional Sort)				
July 2025 - September 2025				
CHECK DATE	PAYMENT METHOD	VENDOR NAME	ITEM DESCRIPTION	AMOUNT
07/30/2025	Bank Check	FULLER MANAGEMENT AND PROCESS OPERATIONAL SERVICES	LAVWMA Management Services - June 2025	\$10,242.40
07/30/2025	Bank Check	KERMANI CONSULTING GROUP	FEMA Consulting March - June 2025	\$8,317.50
07/30/2025	Bank Check	REGIONAL GOVERNMENT SERVICES	06/25 Management & Administrative Services	\$4,896.82
07/30/2025	Bank Check	JARVIS FAY LLP	Legal Services - June 2025	\$3,426.50
07/30/2025	Bank Check	COMPUTER COURAGE	Website Support	\$412.50
07/30/2025	Bank Check	BLACKBAUD INC.	Software Services	\$122.50
07/30/2025	Bank Check	HYDROSCIENCE ENGINEERS INC	Construction Management	\$7,339.50
08/28/2025	Bank Check	FULLER MANAGEMENT AND PROCESS OPERATIONAL SERVICES	LAVWMA Management Services - July 2025	\$8,312.85
08/28/2025	Bank Check	COMPUTER COURAGE	Website Support	\$150.00
08/28/2025	Bank Check	BLACKBAUD INC.	Software Services	\$61.25
08/29/2025	Bank Check	REGIONAL GOVERNMENT SERVICES	07/25 Management & Administrative Services	\$17,504.20
09/03/2025	Bank Check	HYDROSCIENCE ENGINEERS INC	Construction Management	\$33,119.80
09/03/2025	Bank Check	EOA, INC.	NPDES Permit Reissuance Assistance	\$2,742.50
09/03/2025	Bank Check	JARVIS FAY LLP	Legal Services - July 2025	\$2,158.00
09/15/2025	Bank Check	EOA, INC.	NPDES Permit Reissuance Assistance	\$6,653.50
09/22/2025	Bank Check	FULLER MANAGEMENT AND PROCESS OPERATIONAL SERVICES	LAVWMA Management Services - August 2025	\$12,799.04
09/22/2025	Bank Check	HYDROSCIENCE ENGINEERS INC	Construction Management	\$9,212.50
Bank Checks				\$127,471.36
07/25/2025	Wire	DSRSD	05/2025 Services	\$211,529.90
07/29/2025	Wire	SDRMA	Liability Insurance Pool Participation FY 2025/2026	\$139,393.78
07/31/2025	Wire	U.S. BANK	Debt Service on 2021 Bonds	\$5,936,699.67
08/29/2025	Wire	DSRSD	06/2025 Services	\$399,919.12
Wires				\$6,687,542.47

General Management Expenses Listing By Effective Date (Vendor Grouped Sort)				
July 2025 - September 2025				
CHECK DATE	PAYMENT METHOD	VENDOR NAME	ITEM DESCRIPTION	AMOUNT
07/30/2025	Bank Check	BLACKBAUD INC.	Software Services	\$122.50
08/28/2025	Bank Check	BLACKBAUD INC.	Software Services	\$61.25
07/30/2025	Bank Check	COMPUTER COURAGE	Website Support	\$412.50
08/28/2025	Bank Check	COMPUTER COURAGE	Website Support	\$150.00
09/03/2025	Bank Check	EOA, INC.	NPDES Permit Reissuance Assistance	\$2,742.50
09/15/2025	Bank Check	EOA, INC.	NPDES Permit Reissuance Assistance	\$6,653.50
07/30/2025	Bank Check	FULLER MANAGEMENT AND PROCESS OPERATIONAL SERVICES	LAVWMA Management Services - June 2025	\$10,242.40
08/28/2025	Bank Check	FULLER MANAGEMENT AND PROCESS OPERATIONAL SERVICES	LAVWMA Management Services - July 2025	\$8,312.85
09/22/2025	Bank Check	FULLER MANAGEMENT AND PROCESS OPERATIONAL SERVICES	LAVWMA Management Services - August 2025	\$12,799.04
07/30/2025	Bank Check	HYDROSCIENCE ENGINEERS INC	Construction Management	\$7,339.50
09/03/2025	Bank Check	HYDROSCIENCE ENGINEERS INC	Construction Management	\$33,119.80
09/22/2025	Bank Check	HYDROSCIENCE ENGINEERS INC	Construction Management	\$9,212.50
07/30/2025	Bank Check	JARVIS FAY LLP	Legal Services - June 2025	\$3,426.50
09/03/2025	Bank Check	JARVIS FAY LLP	Legal Services - July 2025	\$2,158.00
07/30/2025	Bank Check	KERMANI CONSULTING GROUP	FEMA Consulting March - June 2025	\$8,317.50
07/30/2025	Bank Check	REGIONAL GOVERNMENT SERVICES	06/25 Management & Administrative Services	\$4,896.82
08/29/2025	Bank Check	REGIONAL GOVERNMENT SERVICES	07/25 Management & Administrative Services	\$17,504.20
Bank Checks				\$127,471.36
07/25/2025	Wire	DSRSD	05/2025 Services	\$211,529.90
08/29/2025	Wire	DSRSD	06/2025 Services	\$399,919.12
07/29/2025	Wire	SDRMA	Liability Insurance Pool Participation FY 2025/2026	\$139,393.78
07/31/2025	Wire	U.S. BANK	Debt Service on 2021 Bonds	\$5,936,699.67
Wires				\$6,687,542.47

ITEM NO. 8 Solar Energy at the LAVWMA Pump Station RFP Update, Revised Cost Benefit Analysis and Upcoming Power Purchase Agreement Hearing

Action Requested

The Board is asked to receive an update on staff's continued energy conservation efforts, including identifying a potential provider to install and operate solar panels at the site of the LAVWMA Pump Station based upon a Request for Proposals process pursuant to Government Code section 4217.10 et seq. The Board will receive an update on the revised cost-benefit analysis, performance guarantee, and contractual considerations for a potential Power Purchase Agreement. The Board is asked to consider continuing this matter to December 9, 2025 to either (a) provide for a public hearing on the potential award of a Solar Power Purchase Agreement or (b) authorize an alternative implementation option.

Summary

The General Manager and Dublin San Ramon Services District (DSRSD) staff and the parties' energy conservation consultant, ARC Alternatives, will jointly present a report to the LAVWMA Board of Directors on the status of:

- DSRSD's engagement of ARC Alternatives, which provides renewables and energy conservation consultant services.
- DSRSD's Request for Proposals (RFP) process seeking energy providers to design, install, operate, and maintain solar photovoltaic, EV chargers and battery storage systems at the LAVWMA Pump Station and specified DSRSD Facilities, including the number of proposals received and the selection process.
- Updates to the feasibility study estimates of the energy cost savings for the installation of solar panels at the LAVWMA Pump Station over a period of 20 years.
- Details on the provider's production guarantee, LAVWMA's purchase obligation limits, conditions precedent to construction, and other legal requirements included in the RFP and in the draft Power Purchase Agreement.
- Availability of the Investment Tax Credit (ITC) for the energy provider.
- Coordination between LAVWMA and DSRSD regarding implementation of these efforts including real property aspects associated with the LAVWMA Pump Station site.
- Applicable CEQA exemptions and compliance for the LAVWMA Pump Station site and the independently operated DSRSD sites.
- Alternative implementation options, including DSRSD entering into the Power Purchase Agreement with the intent to assign that agreement to LAVWMA or entering into a Letter of Intent with the energy provider to afford more time to negotiate the Power Purchase Agreement.

Recommendation

Staff recommends that the Board: 1) receive the update on the RFP for a solar power provider to install and operate solar panels at the LAVWMA Pump Station, and 2) continue the Regular November 19, 2025 Board Meeting to an Adjourned Regular Meeting on December 9, 2025 to either (a) provide for a public hearing on the potential award of a Solar Power Purchase Agreement or (b) authorize an alternative implementation option.

Attachment

Solar PPA Slides



LIVERMORE-AMADOR VALLEY WATER MANAGEMENT AGENCY
UPDATE ON SOLAR PV AND ENERGY STORAGE PROJECT

Prepared by:
ARC Alternatives
November 19th, 2025



TABLE OF CONTENTS

- I. Overview of RFP Process
- II. Proposed LAVWMA Systems
- III. Cost Benefit Analysis
- IV. Terms of Performance Guarantee
- V. Contractual Considerations
- VI. Conclusion and Next Steps

OVERVIEW OF RFP PROCESS

- On June 18th, 2025, ARC released an RFP with a response due date of July 17th, 2025
- The District received six proposals from the following Proposers: BPi Power, Endelos Energy, Enerlogics Networks, Motive Energy, Pacific Solar, and Staten Solar
- Proposals were evaluated based on the following criteria, as documented in the RFP:
 - a. Qualifications and Experience – including subcontractors, and specific personnel proposed for the project, as well as client references.
 - b. Approach – the technical solution, equipment and systems proposed, implementation approach, project management approach, comments to form of PPA, exceptions taken, phasing plan, and project schedule.
 - c. Economics – the net benefit to DSRSD when accounting for construction costs, system production, and the value of energy savings produced by the system.
 - d. Financial Strength – financial strength of the Proposer and its ability to uphold all obligations, guarantees, warranties, and promises for the durations of the PPA
- The District shortlisted and interviewed two Proposers: Endelos Energy and Enerlogics Networks
- DSRSD and LAVWMA staff are recommending Endelos Energy to enter contract negotiations
- We anticipate bringing a final PPA agreement to the Board for its consideration at a future meeting

- GC 4217 permits public agencies in California to enter into energy-related contracts, including service agreements like PPAs without a competitive process
- The statute has several requirements that must be met in order to use it
 - The agency must hold a public hearing at a regularly scheduled Board meeting to consider the energy contract
 - Two weeks notice of the public hearing must be posted
 - The Board must make a finding that the energy contract will save the agency money over the expected useful life of the energy systems being installed
- DSRSD conducted a competitive procurement process while intending to award the contract under GC 4217
 - Ensures competitive pricing for the project
 - Provides procurement flexibility, including the ability to select a contractor based on best value
 - Well suited to design-build agreements and PPAs

PROPOSED LAVWMA SOLAR AND BATTERY SYSTEMS

- Design involves several south and west-facing ground mounted arrays
- Some arrays will require tree removal
- Trees are being evaluated by a biologist and arborist and any trees removed will be replaced consistent with DSRSD policy

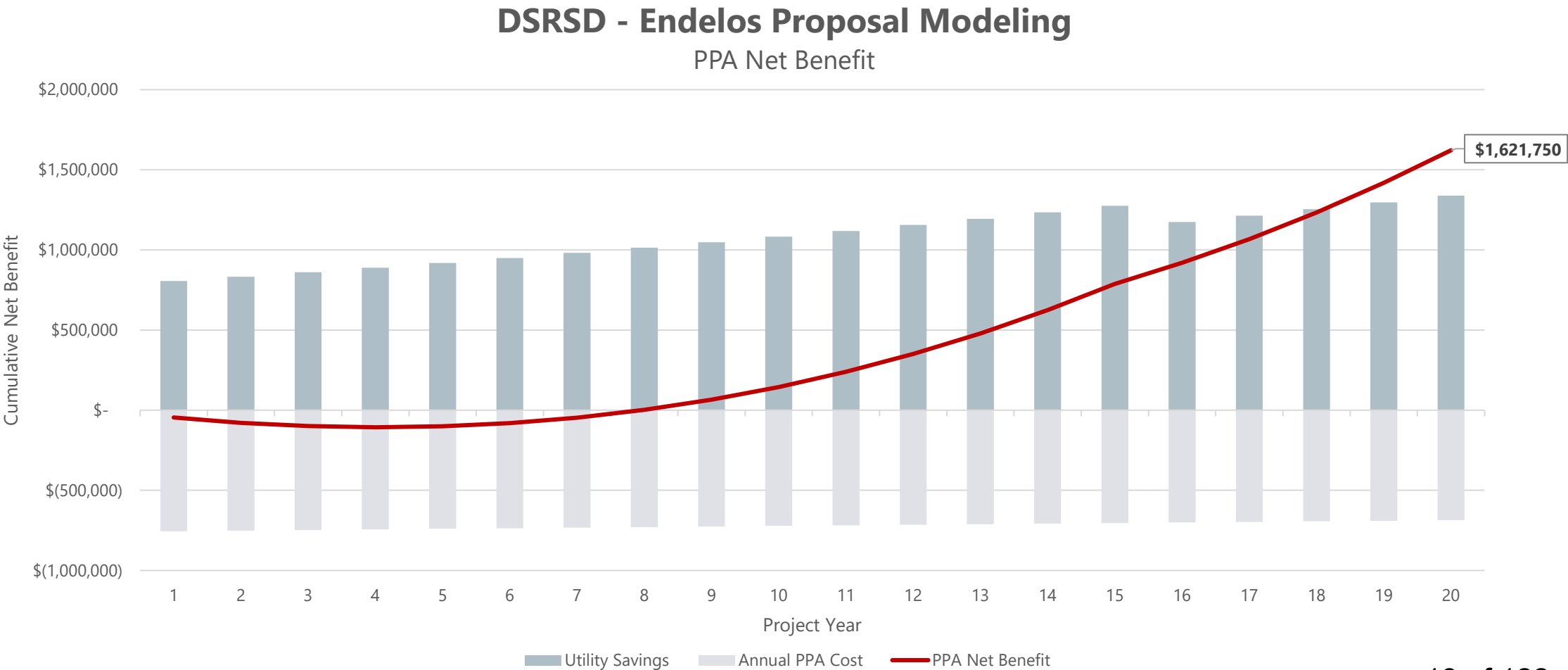
Parameter Type	Value
System Size (kW DC)	1,233
Battery Size (kW)	1,200
Battery Capacity (kWh)	2,400
Year 1 Estimated Annual Solar Generation (kWh AC)	2,024,839
Modeled Yield (kWh/kW)	1,642
Year 1 Energy Usage Offset	24%



LAVWMA SAVINGS ANALYSIS



- Estimated net benefit is **\$1.6 million** over 20 years
- Assumes 3.85% escalation rate; 0.5% annual solar degradation rate



DETAILED ANNUAL CASH FLOW

Item No. 8 - Attachment



Site Information							Utility Bill Savings					PPA Costs and Benefits			
Name	Year	Site Usage (kWh)	System Size (kW dc)	Solar Generation	kWh Offset	Yield	Utility Bill Before Solar	Utility Bill After Solar	Utility Savings	Avoided Cost (Value of Solar)	Blended Utility Rate	PPA Rate	PPA Cost	Net Benefit	Cumulative Net Benefit
LAVWMA	1	8,372,425	1,233	2,024,839	24.2%	1,642	\$ 2,092,978	\$ 1,776,096	\$ 316,882	\$ 0.1565	\$ 0.2500	\$ 0.1790	\$ 362,446	\$ (45,565)	\$ (45,565)
LAVWMA	2	8,372,425	1,233	2,014,715	24.1%	1,634	\$ 2,173,557	\$ 1,846,121	\$ 327,436	\$ 0.1625	\$ 0.2596	\$ 0.1790	\$ 360,634	\$ (33,198)	\$ (78,762)
LAVWMA	3	8,372,425	1,233	2,004,642	23.9%	1,626	\$ 2,257,239	\$ 1,918,897	\$ 338,342	\$ 0.1688	\$ 0.2696	\$ 0.1790	\$ 358,831	\$ (20,489)	\$ (99,251)
LAVWMA	4	8,372,425	1,233	1,994,618	23.8%	1,617	\$ 2,344,143	\$ 1,994,531	\$ 349,612	\$ 0.1753	\$ 0.2800	\$ 0.1790	\$ 357,037	\$ (7,425)	\$ (106,676)
LAVWMA	5	8,372,425	1,233	1,984,645	23.7%	1,609	\$ 2,434,393	\$ 2,073,136	\$ 361,256	\$ 0.1820	\$ 0.2908	\$ 0.1790	\$ 355,252	\$ 6,005	\$ (100,671)
LAVWMA	6	8,372,425	1,233	1,974,722	23.6%	1,601	\$ 2,528,117	\$ 2,154,828	\$ 373,289	\$ 0.1890	\$ 0.3020	\$ 0.1790	\$ 353,475	\$ 19,814	\$ (80,858)
LAVWMA	7	8,372,425	1,233	1,964,849	23.5%	1,593	\$ 2,625,449	\$ 2,239,727	\$ 385,722	\$ 0.1963	\$ 0.3136	\$ 0.1790	\$ 351,708	\$ 34,014	\$ (46,843)
LAVWMA	8	8,372,425	1,233	1,955,024	23.4%	1,585	\$ 2,726,529	\$ 2,327,959	\$ 398,570	\$ 0.2039	\$ 0.3257	\$ 0.1790	\$ 349,949	\$ 48,620	\$ 1,777
LAVWMA	9	8,372,425	1,233	1,945,249	23.2%	1,577	\$ 2,831,500	\$ 2,419,655	\$ 411,845	\$ 0.2117	\$ 0.3382	\$ 0.1790	\$ 348,200	\$ 63,645	\$ 65,422
LAVWMA	10	8,372,425	1,233	1,935,523	23.1%	1,570	\$ 2,940,513	\$ 2,514,951	\$ 425,562	\$ 0.2199	\$ 0.3512	\$ 0.1790	\$ 346,459	\$ 79,104	\$ 144,526
LAVWMA	11	8,372,425	1,233	1,925,845	23.0%	1,562	\$ 3,053,723	\$ 2,613,986	\$ 439,737	\$ 0.2283	\$ 0.3647	\$ 0.1790	\$ 344,726	\$ 95,011	\$ 239,537
LAVWMA	12	8,372,425	1,233	1,916,216	22.9%	1,554	\$ 3,171,291	\$ 2,716,908	\$ 454,383	\$ 0.2371	\$ 0.3788	\$ 0.1790	\$ 343,003	\$ 111,381	\$ 350,917
LAVWMA	13	8,372,425	1,233	1,906,635	22.8%	1,546	\$ 3,293,386	\$ 2,823,868	\$ 469,518	\$ 0.2463	\$ 0.3934	\$ 0.1790	\$ 341,288	\$ 128,230	\$ 479,148
LAVWMA	14	8,372,425	1,233	1,897,102	22.7%	1,538	\$ 3,420,181	\$ 2,935,025	\$ 485,156	\$ 0.2557	\$ 0.4085	\$ 0.1790	\$ 339,581	\$ 145,575	\$ 624,723
LAVWMA	15	8,372,425	1,233	1,887,616	22.5%	1,531	\$ 3,551,858	\$ 3,050,543	\$ 501,316	\$ 0.2656	\$ 0.4242	\$ 0.1790	\$ 337,883	\$ 163,432	\$ 788,155
LAVWMA	16	8,372,425	1,233	1,878,178	22.4%	1,523	\$ 3,688,605	\$ 3,221,226	\$ 467,379	\$ 0.2488	\$ 0.4406	\$ 0.1790	\$ 336,194	\$ 131,185	\$ 919,340
LAVWMA	17	8,372,425	1,233	1,868,787	22.3%	1,515	\$ 3,830,616	\$ 3,347,670	\$ 482,946	\$ 0.2584	\$ 0.4575	\$ 0.1790	\$ 334,513	\$ 148,433	\$ 1,067,773
LAVWMA	18	8,372,425	1,233	1,859,443	22.2%	1,508	\$ 3,978,095	\$ 3,479,063	\$ 499,032	\$ 0.2684	\$ 0.4751	\$ 0.1790	\$ 332,840	\$ 166,191	\$ 1,233,964
LAVWMA	19	8,372,425	1,233	1,850,146	22.1%	1,500	\$ 4,131,251	\$ 3,615,598	\$ 515,653	\$ 0.2787	\$ 0.4934	\$ 0.1790	\$ 331,176	\$ 184,477	\$ 1,418,442
LAVWMA	20	8,372,425	1,233	1,840,895	22.0%	1,493	\$ 4,290,305	\$ 3,757,476	\$ 532,828	\$ 0.2894	\$ 0.5124	\$ 0.1790	\$ 329,520	\$ 203,308	\$ 1,621,750
Total	T	167,448,500	1,233	38,629,693	23.1%	1,566	\$ 61,363,729	\$ 52,827,264	\$ 8,536,465	\$ 0.2210	\$ 0.3665	\$ 0.1790	\$ 6,914,715	\$ 1,621,750	

PERFORMANCE GUARANTEE

- Endelos has committed to providing a performance guarantee that follows the requirements outlined in the RFP
- The contractor must guarantee the system will produce 95% of the expected production
- If system output is less than the guaranteed amount, the Contractor will be responsible for compensating LAVWMA for the shortfall in production based on the mutually agreed guaranteed energy price per kWh
- Expected production and the guaranteed energy price will be defined in the final contract

CONTRACTUAL CONSIDERATIONS

- Pricing in the PPA assumes the project will qualify for the Federal Investment Tax Credit (ITC)
- To access this tax credit for the battery component of the project, Endelos needs to purchase the batteries before the end of 2025
- This allows them to avoid new Foreign Entities of Concern (FEOC) requirements
- Endelos is asking for a commitment, which could be something other than executing the PPA, by the end of the year to be willing to take on the risk of purchasing the batteries

CONCLUSION AND NEXT STEPS

CONCLUSION AND NEXT STEPS

- Based on the financial analysis, the proposed project will provide LAVWMA with an estimated \$1.6 million in savings over the project's 20-year lifespan
- ARC recommends the following next steps:
 - Negotiate the PPA with Endelos with the goal of bringing it to the Board for consideration in December
 - We may bring a Letter of Intent, or other form of commitment, to the Board if more time is required to negotiate the PPA

ITEM NO. 9 PROPOSED CAPITAL BUDGET ADJUSTMENT FOR FISCAL YEAR 2025/26**Action Requested**

Approve an increase to the FY 2025/26 Capital Budget of \$179,197 for Hydrosience Engineering, Inc. for engineering, construction management, and construction inspection services for the San Leandro Sample Station Project. This amendment would increase Hydrosience Engineering, Inc.'s total project contract amount to \$549,757. This amendment would increase the overall budget for this project from \$1,275,000.00 to \$1,577,354), a 14.1% increase. This adjustment would increase the LAVWMA capital budget for FY2025-26 from \$4,426,500 to \$4,575,657, an increase of 3.94%. Attachment A provides a detailed breakdown of the proposed fees and hours for Hydrosience Engineering, Inc. related to the consultants work on the San Leandro Sample Station Project.

Subject

Amendment to the FY2025/26 Capital Repair and Replacement Budget

Summary

The Board will consider adjusting the FY2025/26 Capital Repair and Replacement Budget by \$179,197 in order to complete construction upgrades to the San Leandro Sample Station.

Attachments

- A. Amendment Request #4— Construction Phase Services for San Leandro Sample Station Improvement Project

November 7, 2025

Levi Fuller
 General Manager
 Livermore-Amador Valley Water Management Agency
 7051 Dublin Boulevard
 Dublin, CA 94568

HydroScience Engineers, Inc.
 10569 Old Placerville Road
 Sacramento, CA 95827
 T: 916.364.1490
 F: 916.364.1491

Subject: Amendment Request #4– Construction Phase Services for San Leandro Sample Station Improvements Project

Dear Levi:

HydroScience provides construction phase engineering services for the subject project. HydroScience requests a project budget amendment to address out-of-scope work associated with our engineering services during construction (ESDC), construction management (CM), and construction inspection (CI) roles on the Project. The following presents the current budget status, describes the out-of-scope work, and presents the requested amendment amounts.

Current budget status:

The table below summarizes the budget status for the HydroScience ESDC, CM, and CI tasks as of the date of this letter. Subconsultant tasks are not included in the table and to date have not been impacted by extra work. This status table includes invoiced amounts plus work-in-progress not yet billed to LAVWMA.

Task	Current Task Budget	Billed + Work in Progress	Budget Remain/(Over)	Budget % Spent	Budget % Remain
102 Bid/ESDC (HSE)	\$124,003	\$141,864	(\$17,861)	114%	OVER
103 CM/Insp (HSE)	\$124,507	\$215,937	(\$91,430)	173%	OVER

Background:

The prior Amendment Request #3, dated May 2, 2024, requested additional budget due to procurement delays, contractor compliance issues with the contract, and an extended construction duration. The revised completion date for the contract was assumed to be January 31, 2025 for budgeting purposes. At the time, this appeared to be an achievable date.

That amendment request included 55 hours of additional construction management time to cover additional coordination and meetings over the extended project duration ending January 31, 2025. The amendment request also included 182 hours of additional field inspection time, assuming 30% field presence (inspector on site 30% of the time the contractor is working) over 69 total working days of field activities.

November 7, 2025

Amendment Request #4 – Construction Phase Services for San Leandro Sample Station Improvements Project

Extended project duration:

Since the approval of Amendment #3, McGuire & Hester (M&H) has encountered significant additional delays that were not previously anticipated. The 30" EBDA ball valve arrived this month, after the end of dry weather. It is in storage awaiting installation next year.

Other aspects of the improvements at the San Leandro Sample Station (SLSS) were only partially completed by the end of the 2025 dry weather season. Panel modifications and full automation and testing are delayed until Summer 2026, along with all work at the 30" valve and flowmeter near the connection to EBDA. HydroScience will need to review SORs and oversee all this remaining work in 2026.

Increased contractor oversight and inspection:

HydroScience has responded to numerous unexpected project challenges by increasing the levels of CM coordination and CI field presence. This increase was required to adequately enforce the contract documents, coordinate field activities and outages, anticipate and mitigate risks, and ensure ongoing operations are protected. The number of hours per week of CM time, and the percent of field presence for our CI, have substantially increased from the assumed burn rates addressed by Amendment #3 and covered by our original scope of work. Additional efforts will be required this year related to contractual matters, and additional CM and inspection will be required in 2026 when work resumes after May 1. The following summarizes the major issues leading to the need for greater HydroScience involvement.

- **Schedule pressure related to summer outage restrictions:** The Contract Documents require outage work to be completed prior to October 1, 2025 - the end of the dry weather season. Because of long lead item delivery delays, M&H did not begin field work until August 12, 2025. This late start put significant schedule pressure on the entire project team to take all possible steps to expedite reviews of submittals and RFIs, assist with addressing deficiencies, hold additional meetings, and coordinate closely with all parties to maximize the potential for completing all outage work prior to October 1.
- **Service Outage Requests (SOR):** M&H struggled to plan for and prepare SORs that fully met contract requirements and could be approved by DSRSD. HydroScience coordinated closely with M&H to comment on these SORs and push them to address deficiencies. HydroScience then coordinated with DSRSD on SOR reviews. A significant amount of coordination via emails, phone calls, and meetings was required to move the SOR process forward. Additionally, M&H broke up the work into a high number of individual SORs, totaling eight so far. Some system outages such as the control panel modifications, testing and startup, and electrical work were not adequately planned for as the SORs required HydroScience to request an expedited review. HydroScience's effort to review and coordinate SORs has been significantly greater than originally budgeted.
- **Inspection Presence:** During initial inspections of the field work, HydroScience observed multiple instances of M&H failing to adhere to contract requirements, approved submittals, and approved SORs. Issues included insufficient traffic control, non-conformance with City of San Leandro encroachment permit requirements, non-approved materials such as flange bolts, unapproved closing of isolation valves, and working outside of the bounds of approved SORs. M&H is also submitting extra work tags for several items that will likely become the basis for change order requests. As a result of these issues, HydroScience has increased our inspection presence to 100% level of coverage to adequately monitor

November 7, 2025

Amendment Request #4 – Construction Phase Services for San Leandro Sample Station Improvements Project

the work, flag compliance issues, and independently verify labor and equipment for work that may be subject to a change order request. We expect and recommend this level of field presence going forward while M&H is working on site.

- **Vault Lid Issue:** On September 17, M&H submitted RFI 45 which advised that the precast SLSS vault lid was too tall to fit within the sidewalk. HydroScience discovered that the contractor ordered the vault without a fully approved submittal, and HydroScience's comments on the last round of that submittal included providing verified field measurements to assure fit, which never were submitted. A significant amount of office and field effort was required to review a proposed temporary solution to restore the road and sidewalk until a new vault lid could be ordered. The final resolution of this will need to be addressed next year.
- **Interim Testing:** HydroScience worked with DSRSD to plan and complete interim testing for the SLSS components installed. This required additional effort in the office and field.
- **Contractual matters and change orders:** HydroScience is working on correspondence to M&H regarding compliance issues, non-excusable delays, and corrective actions. HydroScience is reviewing a number of change order requests from M&H and the potential for additional ones exists. HydroScience has expended additional effort on these issues and expects further work will be needed.
- **Work in 2026:** LAVWMA has determined that aspects of project work shall be deferred until 2026, given that M&H cannot complete all outage-related work by the September 30, 2025 end of dry weather operation, particularly the EBDA valve and flowmeter upgrades. Budget needs to be allocated for HydroScience to provide CM and CI services in 2026 to observe the remaining work, run meetings, manage SORs, plus perform all close out services including close-out submittals, punchlist walks, negotiation of change orders, and as-built drawings.

HydroScience developed a proposed budget augmentation in **Attachment A** based on the following findings and future expectations:

- As of the date of this letter, HydroScience's unbilled labor is \$109,392 over the existing budget.
- We expect the contractor's outage related field work to resume in the next summer outage window in 2026. This work will involve installation and testing of the EBDA components and completion of the SLSS panel work, automation, and testing. HydroScience will need to provide construction management and inspection.
- Other ongoing and future work will include: review of SORs associated with EBDA work, negotiating change orders to date, negotiating a contract time extension until 2026, addressing the contractual matters discussed previously, reviewing close-out submittals, and preparing as-built drawings. We are expecting aspects of these negotiations will be challenging.

The proposed budgetary amendment to address this additional scope is **\$179,197**. This amendment would increase our total contract amount to \$549,757. Attachment A provides a detailed breakdown of the proposed fee and hours to address the above tasks.

We appreciate your consideration of this request. Please contact me at bslenter@hydroscience.com or (916) 273-6035 with any questions.

Sincerely yours,

November 7, 2025

Amendment Request #4 – Construction Phase Services for San Leandro Sample Station Improvements Project

HYDROSCIENCE ENGINEERS



Bill Slenter, PE
Project Manager

Attachment A: Amendment Fee Detail

ATTACHMENT A

Amendment Request #4

LAVWMA Engineering Services for San Leandro Sample Station Improvements Project

November 7, 2025

Task	Description	Curtis Lam PIC & QA/QC	Bill Slenter Project Manager	Eric Jones Project Engineer	Kyle Fooks Design Support & CM/CI	Bya Founas Design Support	Thin Le Lead Electrical	Drafting	HSE Hours	HSE Fee	Travel and Repro	VE Solutions Structural	BSK Materials Testing	Direct Charges Markup	Expense Subtotal with Markup	Total Fee
		Princ	Princ	E-VI	E-II	E-III	E-VI	CAD Mgr								
		\$305	\$305	\$253	\$204	\$215	\$253	\$160								
3	Bid Support and ESDC Amendment															\$39,223
	General Coordination & PM		2	4					6	\$1,622				\$0	\$0	\$1,622
	Submittal Review		2	12	8	20	18		60	\$14,132				\$0	\$0	\$14,132
	RFI Response		1	4	4		12		21	\$5,169				\$0	\$0	\$5,169
	Contractual and Change Order Support		60						60	\$18,300				\$0	\$0	\$18,300
4	Construction Mgmt & Inspection Amendment															\$139,974
	Construction Meetings		14	4	30		4		52	\$12,414				\$0	\$0	\$12,414
	Construction Management		6		330		14		350	\$72,692				\$0	\$0	\$72,692
	Inspection				245		16		261	\$54,028	\$800			\$40	\$840	\$54,868
SUBTOTAL		0	85	24	617	20	64	0	810	\$178,357	\$800	\$0	\$0	\$40	\$840	\$179,197

Change to Contract Total

Original Contract Amount	\$185,000
Amendment #1	\$44,800
Amendment #2	\$54,814
Amendment #3	\$85,946
This Amendment #4	\$179,197
Revised Contract Amount	\$549,757

**ITEM NO. 10 QUARTERLY REPORT OF OPERATIONS FOR 1st QUARTER FISCAL YEAR
2025-2026**

Action Requested

None at this time. This is an information item only.

Summary

LAVWMA's Quarterly Report of Operations for the 1st Quarter, FY2025-2026 is attached for the Board's review. These quarterly reports are prepared by Dublin San Ramon Services District (DSRSD) staff and summarize all LAVWMA operations and maintenance activity for each quarter.

DSRSD staff did a great job operating and maintaining LAVWMA facilities during the 1st Quarter.

During the first quarter, DSRSD and the City of Livermore staff coordinated effluent storage and pumping storage from their treatment facilities so that the LAVWMA Export Pipeline could be dewatered for the pipeline closed circuit television inspection and the installation of 7 Weco seals at locations along the pipeline where spot repairs were necessary. 14 out of 15 pipeline segments or 37,623ft of the 38,901ft of pipe scheduled for inspection have been completed.

Dan Gill, DSRSD Operations Director, will be available to answer any questions from the Board.

Recommendation

None at this time. This is an information item only.

Attachment

A. LAVWMA Quarterly Report of Operations, 1st Quarter, FY2025-2026



QUARTERLY REPORT OF OPERATIONS

FY 2025-2026, 1st Quarter



Item No. 10 - Attachment

**Quarterly Report of Operations
LAVWMA Pumping and Conveyance System**

Table of Contents

Executive Summary	2
Current Quarter Metrics	3
Operations	5
Maintenance	5
Electrical.....	5
Instrumentation & Controls	5
Mechanical.....	5
Operations.....	5
Laboratory.....	6
Electrical Usage, Efficiency, & Cost	6
Pump Run Time	8
Basin Levels	9
Export Flow	10
Expenditures & Budget Utilization: Labor & O&M	11
Expenditures: Livermore Sole Use Facilities.....	12
Detailed YTD O&M Budget Comparison to Actual Expenses	13
EBDA Monthly Reports	15
Langelier Saturation Index Report (Livermore, DSRSD, LAVWMA).....	18

Executive Summary

For the first quarter in fiscal year 2026 (Q1 FY 2026), the Livermore-Amador Valley Water Management Agency (LAVWMA) export conveyance system experienced no major outages or disruptions while pumping 631 million gallons (MG) of fully treated secondary effluent to the San Francisco Bay via the East Bay Dischargers Authority (EBDA) outfall diffuser and San Leandro Sample Station (SLSS; Table 6 or section Export Flow for more details).

This quarter the overall efficiency of the pumping system averaged 71.1% (Table 1; quarterly range FYs 2024 & 2025 [n=8]: 72.6% to 75.3%), with an average electrical cost of \$570 per MG, or \$186 per acre-foot (AF; Table 1 or section Electrical Usage, Efficiency, & Cost for more details). Preventative maintenance (PM) work orders outnumbered corrective maintenance (CM) work orders 23.09 to 1 (quarterly range FYs 2024 & 2025 [n=8]: 13.87 to 32.29; section Maintenance for more details).

For convenience, some year-to-date (YTD) values compared to budgeted are shown below (section Expenditures & Budget Utilization: Labor & O&M for more details).

- Overall costs: YTD \$678,338; Budget \$3,600,735
- Utilities costs: YTD \$304,772; Budget \$2,025,350
- Labor costs: YTD \$348,034; Budget \$1,249,300
- Labor hours: YTD 1,526.25; Budget 5,480
- WOs last quarter: 286.5 hours 257 PMs and 67.5 hours 15 CMs
- WOs this quarter: 262.5 hours 254 PMs and 53.0 hours 11 CMs
- Pump Efficiency: Jul-70.6% | Aug-71.5% | Sep-74.0%

Current Quarter Metrics

Monthly export flows were consistent with normal operations (Figure 1). Pump efficiency ranged from about 70% to 74%.

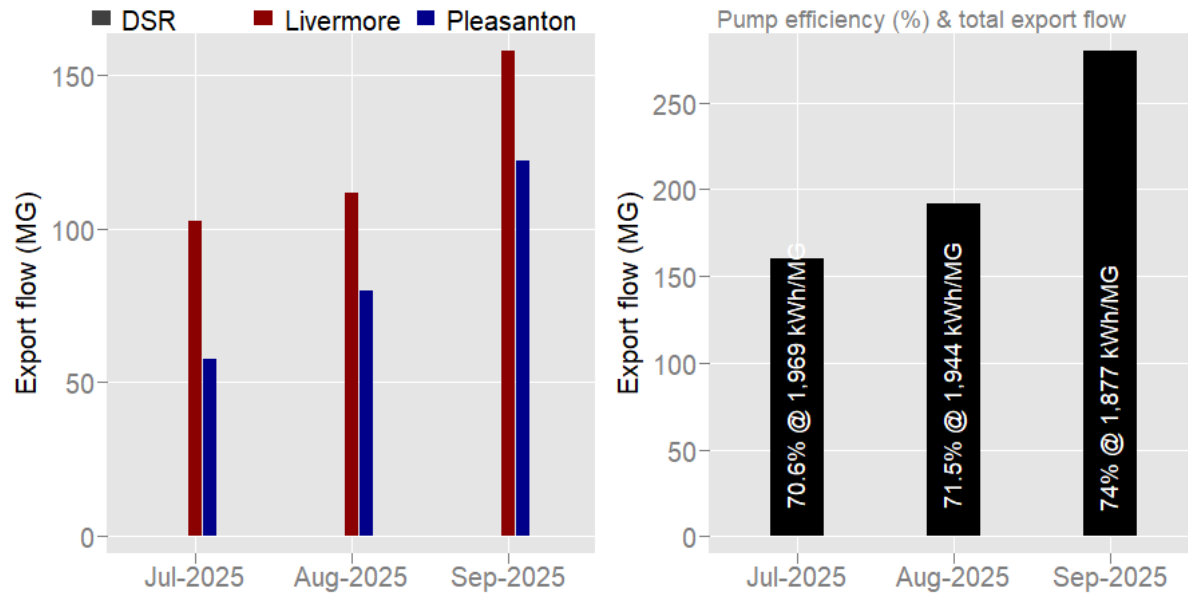


Figure 1 - LAVWMA Q1 FY 2026 export flows for Jul-2025, Aug-2025, & Sep-2025; monthly flows shown by source (left plot) and as total (right plot) with pump efficiency (%) at noted kilowatt hour (kWh) per million gallons (MG); NOTE: flow & pump efficiency data displayed by calendar month, not PG&E billing period

Most power usage (as kWh) for feeders A & B was during off-peak hours (Figure 2).

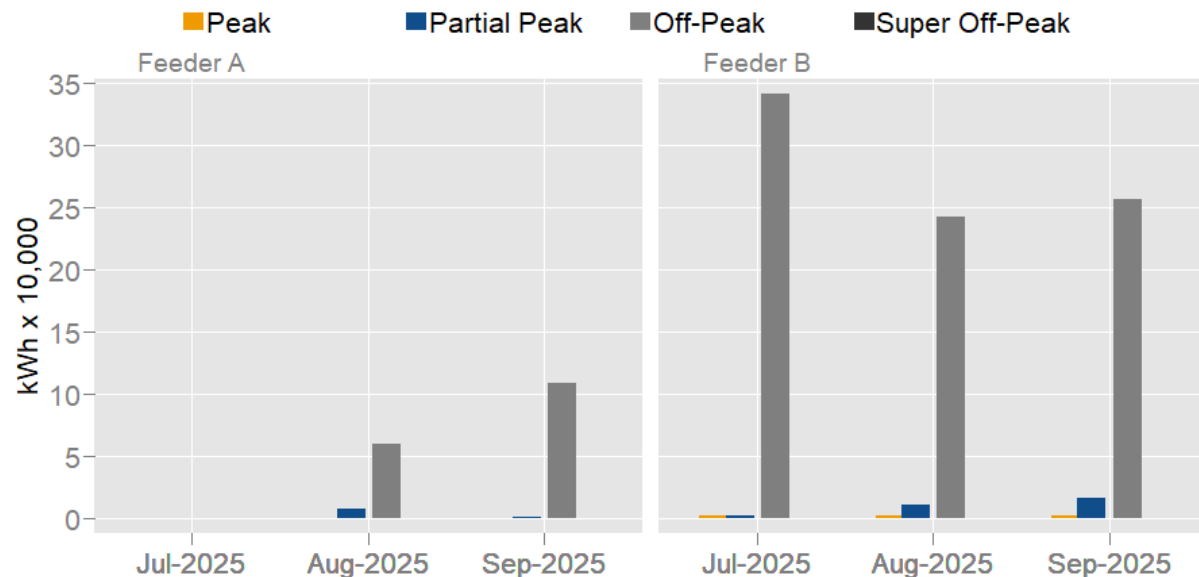


Figure 2 - LAVWMA Q1 FY 2026 electric usage as kilowatt hour (kWh) for PG&E billing cycles Jul-2025, Aug-2025, & Sep-2025; billing cycle usage displayed separately for feeder A (left) & feeder B (right) by time of use: peak, partial peak, off-peak; & super off-peak

Labor and utilities covered the largest fraction of overall cost in Q1 FY 2026 (Figure 3, 3 left-most plots). There were no expenses for non-routine work this quarter.

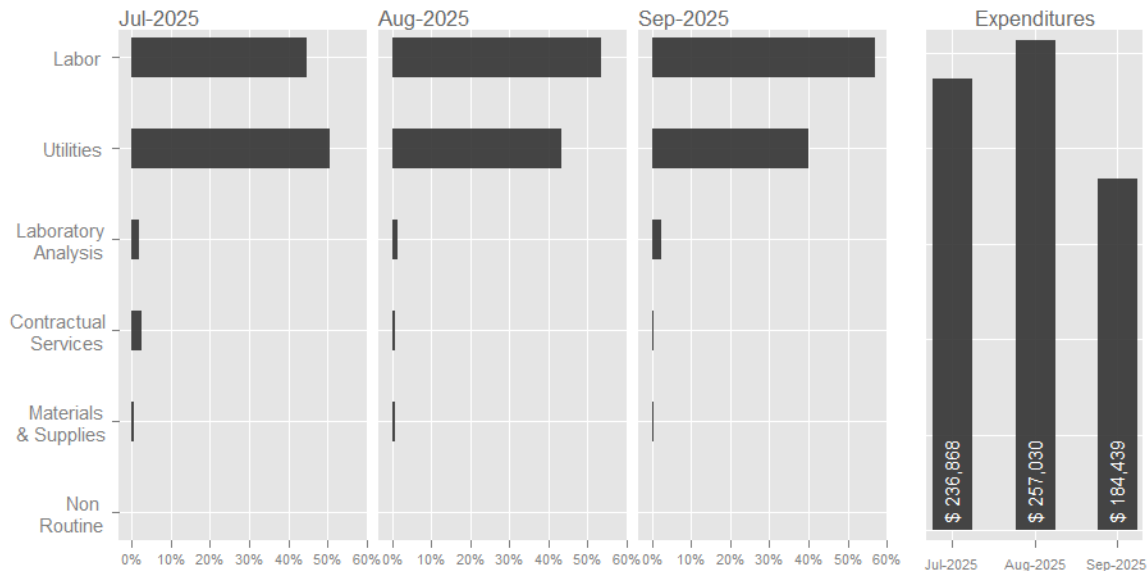


Figure 3 - LAVWMA Q1 FY 2026 expenditures for Jul-2025, Aug-2025, & Sep-2025 as percent of total cost by type (labor, utilizes, laboratory analysis, contractual services, materials & supplies, & non routine; left plot) and as monthly total (right plot)

There were no major equipment failures in Q1 FY 2026, the pipeline and pumping plant ran without issue. Preventative maintenance (PM) work orders exceeded corrective maintenance (CM) work orders each month during Q1 FY 2026 (Figure 4, right plot).

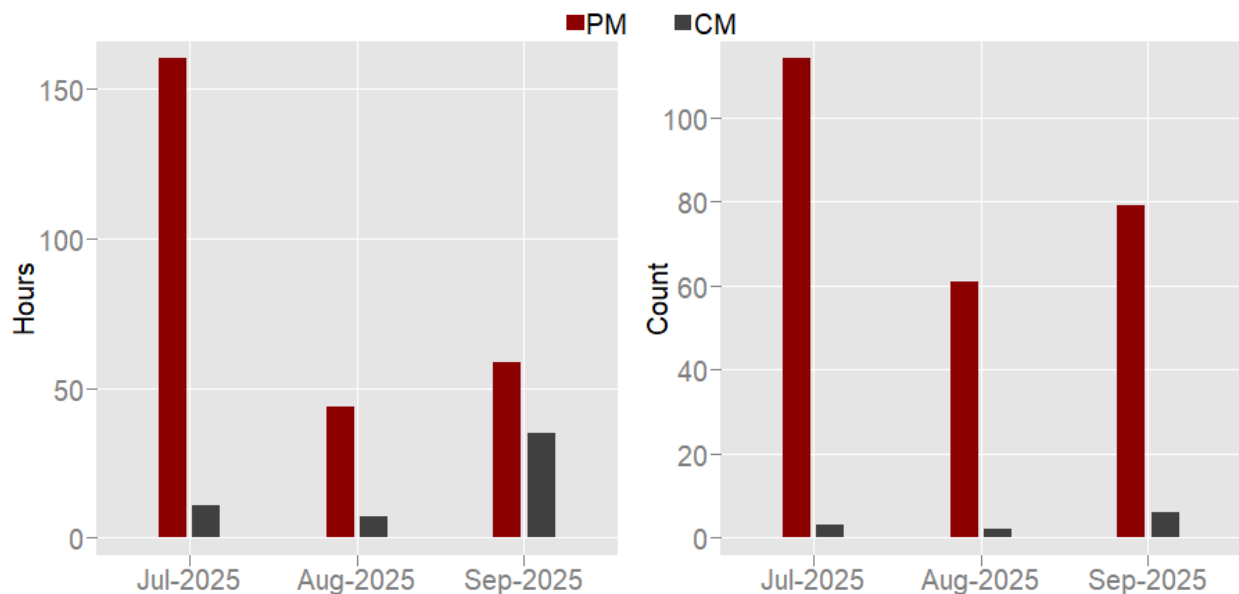


Figure 4 - LAVWMA Q1 FY 2026 preventative maintenance (PM) & corrective maintenance (CM) work order hours (left plot) and count (right plot) for Jul-2025, Aug-2025, & Sep-2025

Operations

Of the ~631 MG of effluent conveyed through the LAVWMA system during this quarter, 0 MG (0%) came from Dublin San Ramon (DSR), 372 MG (58.9%) from the City of Livermore, and 259 MG (41.1%) from the City of Pleasanton. Refer to section Export Flow for more details.

PG&E's current rate plan has four time-of-use (TOU) periods (in order of decreasing rates): peak (year-round), partial peak (June-September), off-peak (year-round), and super off-peak (March-May). Whenever possible, staff implement an efficient pumping plan to avoid pumping during higher rate periods (i.e., peak and partial peak).

Over the past quarter, DSRSD staff managed LAVWMA's holding basins to minimize the number of pumps running during a given billing cycle. Such an approach was based on anticipated flows from the City of Livermore and DSRSD's wastewater treatment facilities. Refer to section Electrical Usage, Efficiency, & Cost for more information about energy use.

Maintenance

During the quarter, staff logged 262.5 hours completing 254 preventative maintenance (PM) work orders and 53.0 hours completing 11 corrective maintenance (CM) work orders on LAVWMA equipment and systems. Refer to Figure 4 for monthly breakdown (work order data updated 21-Oct-2025).

The refurbished export pump and motor No. 7 were commissioned in July 2025. During commissioning, staff identified noise and vibration issues with the pump and motor. Pump No. 7 is currently off, and staff are working toward resolving these issues. Pump No. 4 is currently out of service for repair, and a new motor is on order with expected delivery in December 2025.

The following are some additional noteworthy maintenance activities during the quarter:

Electrical

- Junction Structure Emergency Bypass Gate Actuator replaced
- Completed replacement of 17 actuators, stem covers, and screen protectors for CIP 23-L013 LAVWMA Valve Actuator project
- Supported CIP 23-L005 SLSS Design Improvements project, assisted Operations with LOTO

Instrumentation & Controls

- Worked with Operations and Lab to standardize on CL2 residual testing
- Supported CIP 23-L005 SLSS Design Improvements project:
 - Wired up Bypass Flowmeter (FIT-1101) and CL2 Analyzer (AIT-1109)
 - Programmed PLC for both signals and Modbus for flowmeter

Mechanical

- Completed the LAVWMA export pipeline inspection, with only one remaining section pending final inspection

Operations

- Tested and evaluated LAVWMA export isolation valves for leaks to ensure system integrity and reliable performance

- Coordinated shutdown activities to facilitate contractor installation of multiple WEKO seals along both the pressure and gravity sides of the export pipeline
- Installed, tested, and placed the new LAVWMA hypochlorite addition system into service to improve chlorine residuals and mitigate bacteriological regrowth to address EBDA concerns
- Supported SLSS construction activities

Laboratory

- Normal business operations

Electrical Usage, Efficiency, & Cost

Monthly pump efficiency (O_e) was estimated as the fraction of a calculated kWh/MG given full efficiency (i.e., 100%) to the actual kWh/MG (see equations below).

$$O_e = \frac{\text{full efficiency kWh}}{\text{actual kWh}} \times 100$$

$$\text{Full Efficiency kWh} = \frac{\overline{GPM} \times TDH}{3960} \times 0.746 \times d \times 24h$$

where

- $\overline{GPM} = \frac{\text{Export Flow (MG)} \times 10^6}{d \times 1440 \text{ min/d}}$
- TDH (total dynamic head) = 442.8 ft (static lift = 408.8 ft, piping losses = 34 ft)
- 3960 = units conversion constant for water between 40° F and 220° F
- 0.746 = horsepower to kW conversion constant (0.746 hp / kW)
- d = number of days
- h = indicates hour (as 24 hours/day)

Table 1 - LAVWMA FY 2026 quarterly kWh usage, export flow, pump efficiency, & cost for PG&E-based billing cycle; current quarter & year-to-date (YTD) summaries provided below monthly values

	Billing Days	kWh	Flow (MG)	kWh/MG	Pump Efficiency	Cost (\$)	\$/kWh	\$/MG	\$/AF
Q1									
Jul-2025	33	345,610	175	1,972.36	70.5%	\$118,807	\$0.34	\$678	\$221
Aug-2025	29	321,405	165	1,948.91	71.3%	\$110,252	\$0.34	\$669	\$218
Sep-2025	30	384,737	198	1,945.93	71.4%	\$72,144	\$0.19	\$365	\$119
Q1									
Average		350,584	179	1,956	71.1%	\$100,401	\$0.29	\$570	\$186
Total	92	1,051,752	538	5,867		\$301,203			
Minimum		321,405	165	1,946	70.5%	\$72,144	\$0.19	\$365	\$119
Maximum		384,737	198	1,972	71.4%	\$118,807	\$0.34	\$678	\$221
YTD									
Average		350,584	179	1,956	71.1%	\$100,401	\$0.29	\$570	\$186
Total	92	1,051,752	538	5,867		\$301,203			
Minimum		321,405	165	1,946	70.5%	\$72,144	\$0.19	\$365	\$119
Maximum		384,737	198	1,972	71.4%	\$118,807	\$0.34	\$678	\$221

Table 2 - LAVWMA FY 2026 quarterly kWh usage and cost for PG&E-based billing cycle separately for Service A & Service B

	Service A					Service B				
	Peak (kWh)	Partial Peak (kWh)	Off-Peak (kWh)	Super Off-Peak (kWh)	Cost (\$)	Peak (kWh)	Partial Peak (kWh)	Off-Peak (kWh)	Super Off-Peak (kWh)	Cost (\$)
Q1										
Jul-2025	0	0	0	0	\$3,822	2,105	1,928	341,577	0	\$114,985
Aug-2025	0	7,127	59,482	0	\$30,986	1,962	10,724	242,110	0	\$79,267
Sep-2025	0	1,290	108,787	0	\$34,095	2,119	16,103	256,439	0	\$38,049
Q1										
Average	0	2,806	56,090	0	\$22,967	2,062	9,585	280,042	0	\$77,434
Total	0	8,417	168,269	0	\$68,902	6,186	28,755	840,126	0	\$232,301
Minimum	0	0	0	0	\$3,822	1,962	1,928	242,110	0	\$38,049
Maximum	0	7,127	108,787	0	\$34,095	2,119	16,103	341,577	0	\$114,985
YTD										
Average	0	2,806	56,090	0	\$22,967	2,062	9,585	280,042	0	\$77,434
Total	0	8,417	168,269	0	\$68,902	6,186	28,755	840,126	0	\$232,301
Minimum	0	0	0	0	\$3,822	1,962	1,928	242,110	0	\$38,049
Maximum	0	7,127	108,787	0	\$34,095	2,119	16,103	341,577	0	\$114,985

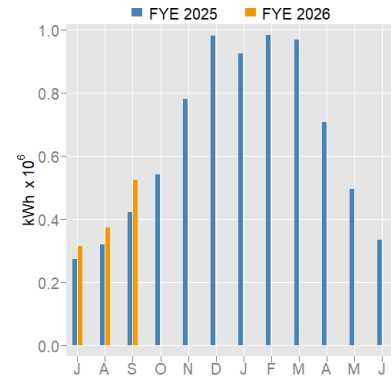


Figure 5 - LAVWMA monthly kWh usage FY 2025 & FY 2026 through Sep-2025; note: plotted kWh values by calendar month, not PG&E based billing cycle

Pump Run Time

Monthly pump utilization (U_m) was calculated as the fraction of total pump hours given the total hours possible if nine¹ pumps ran continuously (i.e., 24 hours per day; equation below, where h = total hours, m = given month, d = days in month). Pump utilization remained between 10% and 21% in Q1 (Table 4).

$$U_m = \frac{h_m}{9 \times 24 \times d_m} \times 100$$

Table 3 - LAVWMA FY 2026 monthly pump hours by pump and total; quarterly and YTD summaries provided below monthly values

Hours	Pump 1	Pump 2	Pump 3	Pump 4	Pump 5	Pump 6	Pump 7	Pump 8	Pump 9	Pump 10	Total
Q1											
Jul-2025	71	334	0	0	0	0	1	0	291	0	697
Aug-2025	178	292	58	0	61	0	0	0	283	0	872
Sep-2025	257	117	215	0	354	3	0	84	106	220	1,356
Q1											
Average Hours	169	248	91	0	138	1	0	28	227	73	975
Std Dev Hours	92.9	115.0	111.2	0.0	189.5	1.7	0.4	48.5	104.6	127.2	341.3
Hours	506	743	273	0	415	3	1	84	680	220	2,925
Min Hours	71	117	0	0	0	0	0	0	106	0	697
Max Hours	257	334	215	0	354	3	1	84	291	220	1356
Total Average Hours	169	248	91	0	138	1	0	28	227	73	975
Total Std Dev Hours	92.9	115.0	111.2	0.0	189.5	1.7	0.4	48.5	104.6	127.2	341.3
Total Hours	506	742.9	273	0	415	3	1	84	680	220	2,925
Total Min Hours	71	117	0	0	0	0	0	0	106	0	697
Total Max Hours	257	333.9	215	0	354	3	1	84	291	220	1356

Table 4 - LAVWMA FY 2026 monthly percent pump utilization; quarterly and YTD summaries provided below monthly values

	Pump Utilization
Q1	
Jul-2025	10.4%
Aug-2025	13.0%
Sep-2025	20.9%
Q1	
Average Pump Utilization	14.8%
Min Pump Utilization	10.4%
Max Pump Utilization	20.9%
Total Average Pump Utilization	14.8%
Total Min Pump Utilization	10.4%
Total Max Pump Utilization	20.9%

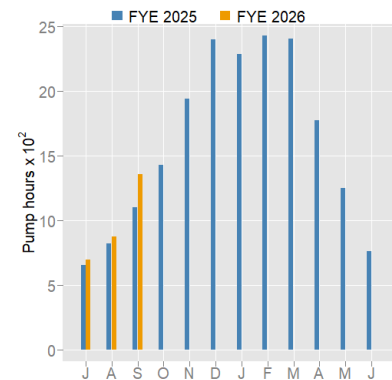


Figure 6- LAVWMA FY 2025 & FY 2026 monthly total pump hours through Sep-2025

¹ Ten pumps total, but one in reserve as a back-up to the other nine

Basin Levels

Table 5 - LAVWMA FY 2026 monthly average levels (in feet) by basin and overall (total); current quarter and YTD summaries provided below monthly values

Average				
	Basin 1	Basin 2	Basin 3	Total
Q1				
Jul-2025	2.54	0.73	3.66	2.31
Aug-2025	4.80	0.18	5.90	3.63
Sep-2025	4.77	1.02	5.38	3.72
Q1				
Average	4.03	0.65	4.98	3.22
Minimum	2.54	0.18	3.66	2.31
Maximum	4.80	1.02	5.90	3.72
YTD				
Average	4.03	0.65	4.98	3.22
Minimum	2.54	0.18	3.66	2.31
Maximum	4.80	1.02	5.90	3.72

Export Flow

Combined export flow includes Dublin San Ramon, the City of Livermore, and the City of Pleasanton. Monthly totals do not include flows diverted for recycling use by DERWA and Pleasanton. Budgeted FY 2026 flow is 4,520 MG at an estimated cost of \$797/MG.

Table 6 - LAVWMA FY 2026 monthly export flows in million gallons (MG) for Dublin San Ramon, Livermore, & Pleasanton; current quarter and YTD summaries provided below monthly values; note totals (quarterly & YTD) provided in with monthly summary

	Dublin San Ramon (MG)	Livermore (MG)	Pleasanton (MG)	Combined Export (MG)
Q1	0.00	371.96	259.49	631.45
Jul-2025	0.00	102.33	57.51	159.84
Aug-2025	0.00	111.79	79.96	191.75
Sep-2025	0.00	157.84	122.03	279.87
Total	0.00	371.96	259.49	631.45
Q1				
Average	0.00	123.99	86.50	210.48
Minimum	0.00	102.33	57.51	159.84
Maximum	0.00	157.84	122.03	279.87
YTD				
Average	0.00	123.99	86.50	210.48
Minimum	0.00	102.33	57.51	159.84
Maximum	0.00	157.84	122.03	279.87

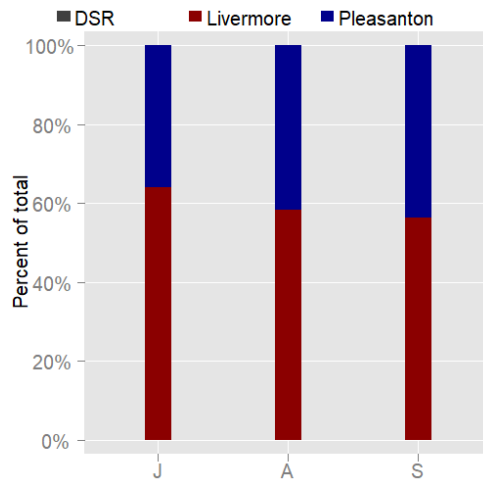


Figure 7- LAVWMA FY 2026 through Sep-2025 monthly export flows by region as a percent of total; DSR = Dublin San Ramon

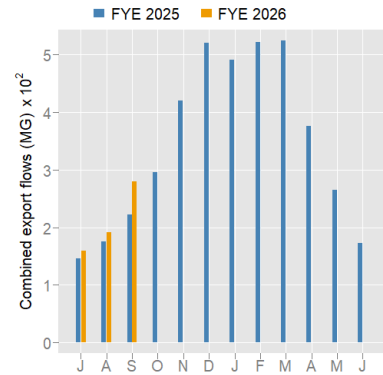


Figure 8 - LAVWMA FY 2025 & FY 2026 through Sep-2025 monthly combined export flows (MG)

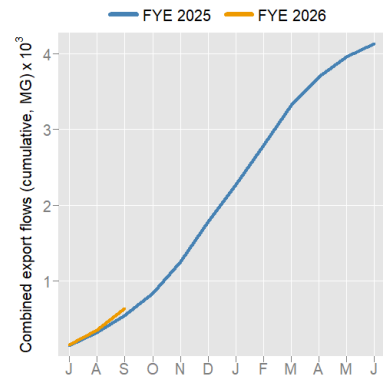


Figure 9 - LAVWMA FY 2025 & FY 2026 through Sep-2025 monthly cumulative combined export flows (MG)

Expenditures & Budget Utilization: Labor & O&M

Expenses this quarter included backflow testing and routine crane inspection. Overall O&M expenses decreased this quarter compared to Q4 FY 2025.

Table 7 - LAVWMA FY 2026 monthly expenditure for labor, accounts payable (A/P), and overall (O&M); cost per export flow (MG and acre-foot [AF]) provided for reference; quarterly and YTD summaries provided below monthly values; note totals (quarterly & YTD) provided in with monthly summary

	Labor Expenses	A/P Expenses	O&M Expenses	\$/MG	\$/AF
Q1	\$348,034	\$330,304	\$678,338	\$1,074	\$350
Jul-2025	\$105,587	\$131,282	\$236,868	\$1,482	\$483
Aug-2025	\$137,544	\$119,487	\$257,030	\$1,340	\$437
Sep-2025	\$104,903	\$79,536	\$184,439	\$659	\$215
Total	\$348,034	\$330,304	\$678,338	\$1,074	\$350
Q1					
Average	\$116,011	\$110,101	\$226,113	\$1,160	\$378
Minimum	\$104,903	\$79,536	\$184,439	\$659	\$215
Maximum	\$137,544	\$131,282	\$257,030	\$1,482	\$483
YTD					
Average	\$116,011	\$110,101	\$226,113	\$1,160	\$378
Minimum	\$104,903	\$79,536	\$184,439	\$659	\$215
Maximum	\$137,544	\$131,282	\$257,030	\$1,482	\$483

Table 8 - LAVWMA FY 2026 YTD expenditures (O&M & labor) with percent budget utilized and budget remaining

	O&M YTD Expenses	O&M Budget Utilization	O&M Budget Remaining	Labor YTD Expenses	Labor Budget Utilization	Labor Budget Remaining
Q1						
Jul-2025	\$236,868	6.6%	\$3,363,867	\$105,587	8.5%	\$1,143,713
Aug-2025	\$493,899	13.7%	\$3,106,836	\$243,131	19.5%	\$1,006,169
Sep-2025	\$678,338	18.8%	\$2,922,397	\$348,034	27.9%	\$901,266

Table 9 - LAVWMA FY 2026 billed labor hours and full-time employment equivalent; quarterly and YTD summaries provided below monthly values; note billed labor hour totals (quarterly & YTD) provided with monthly summary

	Billed Labor Hours	FTE Equivalent
Q1	1,526.3	
Jul-2025	465.5	2.7
Aug-2025	607.8	3.5
Sep-2025	453.0	2.6
Total	1,526.3	
Q1		
Average	508.8	2.9
Minimum	453.0	2.6
Maximum	607.8	3.5
YTD		
Average	508.8	2.9
Minimum	453.0	2.6
Maximum	607.8	3.5

Expenditures: Livermore Sole Use Facilities

Table 10 - LAVWMA FY 2026 expenditures (labor & accounts payable [A/P])
for Livermore sole use facilities; quarterly and YTD (Total) summaries provided
below monthly values

Expenses	Labor	A/P	Total
Q1			
Jul-2025	\$410	\$1,556	\$1,966
Aug-2025	\$0	\$670	\$670
Sep-2025	\$0	\$756	\$756
	Labor	A/P	Total
Q1			
Total	\$410	\$2,982	\$3,392
Average	\$137	\$994	\$1,131
Minimum	\$0	\$670	\$670
Maximum	\$410	\$1,556	\$1,966
Total Total	\$410	\$2,982	\$3,392
Total Average	\$137	\$994	\$1,131
Total Minimum	\$0	\$670	\$670
Total Maximum	\$410	\$1,556	\$1,966

Detailed YTD O&M Budget Comparison to Actual Expenses

LAVVMA BUDGET COMPARISON TO ACTUAL EXPENSES: GOODS & SERVICES																	
															Current FY Period:		3
ACTUAL EXPENSES BILLED TO LAVVMA FOR REGULAR O&M																	
		Budget	July	August	September	October	November	December	January	February	March	April	May	June	YTD	YTD	
		FY 2025-2026	2025	2025	2025	2025	2025	2025	2026	2026	2026	2026	2026	2026	TOTAL	Budget	
Project Total: lavcost LAVVMA	Labor																
	Staff	\$1,249,300	\$105,587	\$137,544	\$104,903										\$348,034	\$312,325	
	Subtotal	\$1,249,300	\$105,587	\$137,544	\$104,903	\$0	\$0	\$0	\$0	\$0	\$0	\$0	\$0	\$0	\$348,034	\$312,325	
Phase Total: supply	Materials & Supplies																
	Operations Supplies	\$24,100	130	\$466	\$671										\$1,267	\$6,025	
	Mechanical Supplies	\$35,250	\$1,080	\$1,859	\$17										\$2,957	\$8,813	
	Electrical Supplies	\$40,000	\$0	\$0	\$0										\$0	\$10,000	
	Subtotal	\$99,350	\$1,210	\$2,325	\$689	\$0	\$0	\$0	\$0	\$0	\$0	\$0	\$0	\$0	\$4,224	\$24,838	
Analysis Biochemical Oxy Demand & Total Langelier Index	Laboratory Analysis																
	Compliance Testing	\$12,000	\$1,465	\$1,172	\$1,172											\$3,000	
	Operational Support Testing	\$5,050	\$321	\$0	\$0											\$1,263	
	Special Sampling	\$30,300	\$2,541	\$2,340	\$2,925											\$7,575	
	Subtotal	\$47,350	\$4,327	\$3,512	\$4,097	\$0	\$0	\$0	\$0	\$0	\$0	\$0	\$0	\$0	\$11,936	\$11,838	
Phase Total: cservi	Contractual Services																
	Sub-surface Repairs	\$16,225													\$0	\$4,056	
	Street Sweeping	\$5,150													\$0	\$1,288	
	Cathodic Protection Survey & Repairs	\$48,700													\$0	\$12,175	
	Underground Service Alert	\$5,200	\$626												\$626	\$1,300	
	SCADA software maintenance contract	\$15,000	\$5,365												\$5,365	\$3,750	
	Remote monitoring annual service for PS and Re	\$2,500													\$0	\$625	
	HVAC Maintenance/Repairs	\$1,200													\$0	\$300	
	Termite/Pest Control	\$1,100													\$0	\$275	
	Landscape/weed maintenance	\$11,550													\$0	\$2,888	
	Smartmeter Covers	\$1,860														\$465	
	Janitorial Service	\$11,700		\$1,950	\$975										\$2,925	\$2,925	
	Fire Extinguisher Maintenance	\$200													\$0	\$50	
	Misc Professional/Contractual Services	\$34,000		\$457											\$457	\$8,500	
	Subtotal	\$154,385	\$5,991	\$2,407	\$975	\$0	\$0	\$0	\$0	\$0	\$0	\$0	\$0	\$0	\$9,373	\$38,596	
Phase Total: utilit	Utilities																
	Electricity (PG&E)	\$2,019,250	\$119,608	\$110,922	\$72,900										\$303,430	\$504,813	
	Water & Sewer (Pleasanton)	\$2,500			\$202										\$202	\$625	
	Water (EBMUD)	\$1,600			\$483										\$483	\$400	
	Telephone/communications	\$2,000	\$146	\$321	\$190										\$657	\$500	
	WW Treatment (DSRSD)	\$0													\$0	\$0	
	Subtotal	\$2,025,350	\$119,754	\$111,243	\$73,775	\$0	\$0	\$0	\$0	\$0	\$0	\$0	\$0	\$0	\$304,772	\$506,338	
Phase Total: nonrou	Non-Routine																
		\$25,000													\$0	\$6,250	
	Subtotal	\$25,000	\$0	\$0	\$0	\$0	\$0	\$0	\$0	\$0	\$0	\$0	\$0	\$0	\$0	\$6,250	
Monthly Total			\$236,868	\$257,030	\$184,439	\$0	\$0	\$0	\$0	\$0	\$0	\$0	\$0	\$0	\$678,338	\$900,184	
YTD Total		\$3,600,735	\$236,868	\$493,899	\$678,338	\$678,338	\$678,338	\$678,338	\$678,338	\$678,338	\$678,338	\$678,338	\$678,338	\$678,338			
Combined Export Flow, mg		4520	160	192	280										631	1,130	
Pumping Efficiency			70.6%	71.5%	74.0%												
Monthly Cost, \$/mg			\$1,482	\$1,340	\$659	-	-	-	-	-	-	-	-	-			
YTD Running Cost, \$/mg		\$797	\$1,482	\$1,405	\$1,074	-	-	-	-	-	-	-	-	-	\$1,074		

LAVWMA															
BUDGET COMPARISON TO ACTUAL EXPENSES: LABOR															
													Current FY Period:	3	
ACTUAL EXPENSES BILLED TO LAVWMA FOR REGULAR O&M															
	FY 2025-2026	Jul 2025	Aug 2025	Sep 2025	Oct 2025	Nov 2025	Dec 2025	Jan 2026	Feb 2026	Mar 2026	Apr 2026	May 2026	Jun 2026	YTD TOTAL	YTD Budget
Estimated Personnel Hours															
Division 51 - FOD	44	-	10.00	-	-	-	-	-	-	-	-	-	-	10.00	11.00
Water/Wastewater Sys Lead Op	0													-	-
Water/Wastewater Sys OP IV-On Call	0													-	-
Water/Wastewater Sys OP IV	0													-	-
Water/Wastewater Sys OP III	0													-	-
Water/Wastewater Sys OP I/II	36		10.00											10.00	9.00
Maintenance Worker	0													-	-
Supervisor	8													-	2.00
Division 52 - WWTP	2,605	218.50	367.75	272.00	-	-	-	-	-	-	-	-	-	858.25	601.25
Senior Process WWTP Operator	40	32.00	74.50	30.00										136.50	10.00
Senior WWTP Operator	1,950	61.00	80.75	51.00										192.75	487.50
WWTP Supervisor	200	10.00	17.00	39.00										66.00	
Operator In Training	0													-	-
WWTP Operator II	415	115.50	194.50	151.00										461.00	103.75
WWTP Operator II (SLSS)	0													-	-
Operations Superintendent	0		1.00	1.00										2.00	-
Operations Director	0													-	-
Division 53 - MECH	1,580	188.00	159.00	129.00	-	-	-	-	-	-	-	-	-	476.00	395.00
Senior Mechanic	500	68.00	51.00	52.00										171.00	125.00
Senior Mechanic - USA	0	17.00	10.00	23.00										50.00	-
Maintenance Worker II	40													-	10.00
Mechanic I	0	19.50	35.50	25.50										80.50	-
Mechanic II	1,000	17.00	33.00	8.00										58.00	250.00
Mechanic I- USA	0	57.50	21.50	5.50										84.50	-
Mechanic II- USA	0	9.00	8.00	15.00										32.00	-
Mechanical Supervisor	40													-	10.00
Mechanical Superintendent	0													-	-
Division 54 - ELEC	1,079	57.00	67.00	48.00	-	-	-	-	-	-	-	-	-	172.00	269.75
Senior Instrument/Controls Tech	90	9.00	14.50	7.00										30.50	22.50
Instrumentation & Controls Tech I/II	504	19.00	24.00	21.00										64.00	126.00
Ice Supervisor	45	0.50	7.00	4.00										11.50	11.25
Senior Electrician	90	9.00	10.00	6.00										25.00	22.50
Electrician I/II	305	15.00	10.00	9.00										34.00	76.25
Principal Electrical Engineer	45	4.50	1.50	1.00										7.00	11.25
Division 55 - Laboratory	0	-	-	-	-	-	-	-	-	-	-	-	-	-	-
EC Inspector II-Pretreatment	0													-	-
Laboratory Technician	0													-	-
Supervisor	0													-	-
Division 26 - SAFETY	54	-	-	-	-	-	-	-	-	-	-	-	-	-	13.50
Safety Officer	54	-	-	-	-	-	-	-	-	-	-	-	-	-	13.50
Division 40 - ENG	118	2.00	4.00	4.00	-	-	-	-	-	-	-	-	-	10.00	27.00
Senior Civil Engineer-SME	10													-	-
Associate Engineer	60	2.00	4.00	4.00										10.00	15.00
Construction Inspector I/II	8													-	2.00
Engineering Technician II	20													-	5.00
GIS Analyst	20													-	5.00
Total Estimated Personnel Hours	5,480														
FTE	2.6														
Total Monthly Hours		465.50	607.75	453.00	-	-	-	-	-	-	-	-	-	1,526.25	1,317.50

EBDA Monthly Reports

Parameter	Flow	CBOD Qual	CBOD	TSS Qual	TSS	pH	pH	Total Residual Chlorine	Total Residual Chlorine	Fecal Qual	Fecal Coliforms	Entero Qual	Enterococci	Total Kjeldahl Nitrogen	Total Inorganic Nitrogen	Total Inorganic Nitrogen	Flow	Flow
Units	MGD		mg/L		mg/L	SU	SU	mg/L	mg/L		MPN/100mL		MPN/100mL	mg/L	mg/L	mg/L	MGD	MGD
Test Method	Daily Average (Mean)	SM 5210 B-2011		SM 2540 D-2011	Instant Min	Instant Max	Daily Average (Mean)	Daily Average (Mean)	SM 9221 C,E-2006				Enterolert	SM 4500-B	Calculation: NO2 + NO3		Daily Average (Mean)	Daily Average (Mean)
MDL		2.0		1.2														
RL		2.0		4.5					2				10					
Location	LAVWMA-EXP	LAVWMA-EXP	LAVWMA-EXP	LAVWMA-EXP	LAVWMA-EXP	LAVWMA-EXP	LAVWMA-EXP	SLSS	SLSS	SLSS	INF-002F	EFF-002F	EFF-002F	INF-002F	EFF-002F	EFF-002F	INF-002F	EFF-002F
7/1/2025	4.66				7.22	7.37			14		<	10					11.52	1.09
7/2/2025	5.25		2.6		6.2	7.06	7.38										11.63	1.50
7/3/2025	3.46					7.29	7.47							59		37.4	11.52	0.80
7/4/2025	3.43					7.28	7.43										11.20	1.13
7/5/2025	6.00					7.24	7.47										11.11	4.52
7/6/2025	6.49					7.24	7.43										11.46	3.08
7/7/2025	5.93					7.22	7.36										11.80	1.06
7/8/2025	3.89					7.25	7.42					<	10				11.41	2.09
7/9/2025	5.84		2.7		5	7.15	7.41									32.5	11.28	3.43
7/10/2025	5.63					6.99	7.37										11.64	1.86
7/11/2025	2.24					7.11	7.18										11.93	0.07
7/12/2025	5.26					7.17	7.36										11.49	3.09
7/13/2025	6.13					7.14	7.29										11.57	1.35
7/14/2025	3.84					7.03	7.27										12.02	0.77
7/15/2025	4.65					7.19	7.33			33		<	10				11.82	1.12
7/16/2025	5.17		3.2		5.9	6.89	7.33										11.68	1.28
7/17/2025	4.05					7.06	7.32										11.49	3.04
7/18/2025	5.72					6.96	7.29										11.64	1.70
7/19/2025	5.80					7.18	7.29										11.43	2.78
7/20/2025	5.68					7.16	7.29										11.63	2.81
7/21/2025	6.04					6.75	7.19										11.66	2.22
7/22/2025	5.50					7.00	7.25			6		<	10				11.61	3.47
7/23/2025	0.93		3.3		6.2	7.20	7.25										11.70	2.75
7/24/2025	0.34					7.20	7.34										11.39	1.72
7/25/2025	9.29					7.12	7.32										11.42	3.11
7/26/2025	9.53					7.09	7.24										11.49	5.00
7/27/2025	9.49					7.08	7.37										11.61	5.01
7/28/2025	9.01					7.06	7.22										12.05	4.66
7/29/2025	9.33					7.12	7.28			<	2		<	10			11.50	5.85
7/30/2025	1.29		4.4		6.1	7.10	7.18										11.58	0.26
7/31/2025	0.00					7.17	7.29										11.40	0.06
Note:																		
Column G - pH Minimum; online																		
Column H - pH Maximum; online																		

Parameter	Flow	CBOD Qual	CBOD	TSS Qual	TSS	pH	pH	Total Residual Chlorine	Total Residual Chlorine	Fecal Qual	Fecal Coliforms	Enterococci Qual	Enterococci	Total Kjeldahl Nitrogen	Total Inorganic Nitrogen	Total Inorganic Nitrogen	Flow	Flow	Total Residual Chlorine
Units	MGD		mg/L		mg/L	SU	SU	mg/L	mg/L		MPN/100mL		MPN/100mL	mg/L	mg/L	mg/L	MGD	MGD	mg/L
Test Method	Daily Average (Mean)		SM 5210 B-2011		SM 2540 D-2011	Instant Min	Instant Max	Daily Average (Mean)	Daily Average (Mean)		SM 9221 C,E-2006		Enterolert	SM 4500-N	Calculation: NO2 + NO3		Daily Average (Mean)	Daily Average (Mean)	Field
MDL			2.0		1.2														
RL			2.0		4.5						2		10						
Location	LAVWMA-EXP		LAVWMA-EXP		LAVWMA-EXP	LAVWMA-EXP	LAVWMA-EXP	LAVWMA-EXP	SLSS		SLSS		SLSS	INF-002F	EFF-002F	EFF-002F	INF-002F	EFF-002F	SLSS
8/1/2025	0.00					7.20	7.33	0.01									11.38	0.25	
8/2/2025	7.14					7.15	7.34	0.00									11.37	2.57	
8/3/2025	10.47					7.10	7.29	0.32									11.80	3.21	
8/4/2025	11.43					7.08	7.22	2.21									11.59	5.84	
8/5/2025	10.08					6.99	7.25	3.73			8	<	10				11.32	8.62	0.05
8/6/2025	4.78		5.1		9.1	7.03	7.23	2.08						48		29.4	13.76	1.10	
8/7/2025	0.00					7.17	7.25	0.33									12.95	0.03	
8/8/2025	0.00					7.24	7.32	0.00									11.85	0.00	
8/9/2025	3.66					7.05	7.37	0.00									11.87	1.56	
8/10/2025	11.43					6.94	7.12	0.07									12.22	3.85	
8/11/2025	10.27					6.91	7.13	0.65									12.06	2.53	
8/12/2025	9.53					6.99	7.19	0.50			2	<	10				11.90	4.01	0.05
8/13/2025	3.23		4.9		10.0	7.15	7.24	1.34								26.4	11.92	0.10	
8/14/2025	0.78					7.24	7.30	2.89									11.73	1.43	
8/15/2025	9.31					7.04	7.32	0.40									11.92	2.57	
8/16/2025	8.94					6.98	7.18	1.95									12.01	3.21	
8/17/2025	6.00					6.99	7.20	0.99									12.26	3.51	
8/18/2025	8.50					6.99	7.24	1.19									12.00	3.35	
8/19/2025	7.60					6.84	7.24	1.01			33		20				11.66	4.09	0.05
8/20/2025	5.58		3.4		5.8	6.48	7.09	0.68									11.75	1.18	
8/21/2025	3.12					6.67	6.82	0.39									11.63	2.57	
8/22/2025	1.40					6.75	6.92	0.48									11.93	1.62	
8/23/2025	10.04					6.92	7.32	0.03									12.84	2.73	
8/24/2025	8.65					7.25	7.51	1.41									12.73	3.30	
8/25/2025	5.49					7.22	7.48	5.35									12.11	2.88	
8/26/2025	7.11					6.99	7.42	5.53			8	<	10				11.88	1.84	0.05
8/27/2025	2.77		4.3		5.2	7.24	7.41	2.60									11.76	1.84	
8/28/2025	1.67					6.36	7.89	1.92									11.55	3.43	
8/29/2025	9.04					7.24	7.44	0.41									11.67	0.76	
8/30/2025	9.28					7.23	7.36	1.07									11.80	2.98	
8/31/2025	4.46					7.10	7.25	2.40									11.19	3.12	

Note:
Column G - pH Minimum; online
Column H - pH Maximum; online

Parameter	Flow	CBOD Qual	CBOD	TSS Qual	TSS	pH	pH	Total Residual Chlorine	Total Residual Chlorine	Fecal Qual	Fecal Coliforms	Entero Qual	Enterococci	Total Kjeldahl Nitrogen	Total Inorganic Nitrogen	Total Inorganic Nitrogen	Flow	Flow	Total Residual Chlorine
Units	MGD		mg/L		mg/L	SU	SU	mg/L	mg/L		MPN/100mL		MPN/100mL	mg/L	mg/L	mg/L	MGD	MGD	mg/L
Test Method	Daily Average (Mean)	SM 5210 B-2011		SM 2540 D-2011		Instant Min	Instant Max	Daily Average (Mean)	Daily Average (Mean)	SM 9221 C,E-2006			Enterolert	SM 4500-N	Calculation: NO2 + NO3		Daily Average (Mean)	Daily Average (Mean)	Field
MDL		2.0		1.2															
RL		2.0		4.5									10						
Location	LAVWMA-EXP		LAVWMA-EXP		LAVWMA-EXP	LAVWMA-EXP	LAVWMA-EXP	SLSS		SLSS			SLSS	INF-002F	EFF-002F	EFF-002F	INF-002F	EFF-002F	SLSS
9/1/2025	7.83					7.20	7.30	2.78									12.05	1.69	
9/2/2025	5.95					7.00	7.30	2.61			23	<	10				11.92	2.12	0.08
9/3/2025	5.88		3.7		4.2	7.20	7.30	3.01									11.85	2.51	
9/4/2025	8.10					7.00	7.40	4.34						56		26.9	11.69	1.96	
9/5/2025	2.92					7.10	7.40	4.59									11.52	1.93	
9/6/2025	9.30					7.00	7.40	4.42									11.53	5.07	
9/7/2025	10.56					7.20	7.40	3.37									11.92	5.56	
9/8/2025	9.36					7.00	7.40	3.01									11.73	4.73	
9/9/2025	11.64					7.00	7.30	1.72			33	<	10				11.54	4.11	0.09
9/10/2025	3.68		5.8		5.3	7.00	7.20	0.98								22.8	11.52	1.86	
9/11/2025	5.74					7.10	7.40	0.14									11.56	3.28	
9/12/2025	4.33					7.30	7.40	0.50									11.61	2.50	
9/13/2025	13.47					7.20	7.40	3.58									11.68	4.35	
9/14/2025	13.48					6.90	7.40	1.00									12.07	6.91	
9/15/2025	13.44					7.00	7.60	1.37									11.71	4.25	
9/16/2025	7.08					6.90	7.10	0.91			23		10				11.60	3.53	0.05
9/17/2025	13.16		4.4		5.3	6.80	7.20	0.53									11.72	3.32	
9/18/2025	13.48					6.80	7.10	1.21									11.52	4.37	
9/19/2025	9.73					6.90	7.30	2.11									11.40	3.64	
9/20/2025	10.78					7.10	7.40	2.70									11.40	7.34	
9/21/2025	11.44					7.00	7.30	4.23									11.65	6.54	
9/22/2025	12.17					6.80	7.30	3.93									11.63	3.94	
9/23/2025	9.15					6.80	7.30	2.93			17	<	10				11.46	2.94	0.04
9/24/2025	9.04		5.9		7.4	6.90	7.40	2.56									11.34	1.98	
9/25/2025	9.55					6.80	7.30	2.29									11.39	4.07	
9/26/2025	9.48					7.10	7.50	2.49									11.26	5.13	
9/27/2025	10.68					7.20	7.50	2.10									11.52	6.97	
9/28/2025	9.26					7.20	7.50	2.01									11.62	5.41	
9/29/2025	9.76					7.20	7.50	1.91									11.57	5.16	
9/30/2025	9.42					7.10	7.50	1.95			7	<	10				11.33	5.09	0.07

Note:
Column G - pH Minimum; online
Column H - pH Maximum; online

Langelier Saturation Index Report (Livermore, DSRSD, LAVWMA)

The Langelier Saturation index is used to predict corrosion potential on the export pipeline. Keeping a Langelier index between -0.5 – 0.5 is a good target.

Langelier pH Saturation Index (Jul-25 through Sep-25)								
Agency	Collection Date	TDS (mg/L)	Temp (°C)	Ca Hardness (mg/L CaCO ₃)	Alkalinity (mg/L CaCO ₃)	pH Actual	pH Saturation	Langelier Index
Livermore	08/06/25	519	23.0	56	208	7.3	7.8	-0.5
DSRSD	07/07/25	630	26.0	96	313	7.55	7.3	0.2
LAVWMA	07/07/25	630	24.4	88	297	7.55	7.4	0.1

ITEM NO. 11 UPDATE AND RESPONSE TO VARIOUS LEGAL AND LEGISLATIVE ISSUES

Action Requested

No action at this time. This is an information item only.

Summary

SB 682 (Allen) has been vetoed by Governor Newsom. This bill would have banned intentionally added PFAS in cookware, juvenile products, food packaging, ski wax, dental floss, and cleaning products. The primary reason for the Governor's veto was the broad scope of the bill and particularly the impact on cookware.

SB707 (Durazo) was signed by Governor Newsom. A sweeping update to the Brown Act will significantly impact how local agencies conduct public meetings. The new law introduces mandatory hybrid meeting requirements, enhanced public outreach standards, and new translation obligations for agencies serving diverse communities. Implementation deadlines begin January 1, 2026.

Attached is information from BACWA and CASA.

Recommendation

None at this time. This is an information item only.

Attachments

- A. SB 682 – CASA Update
- B. CASA October 2025 Newsletter
- C. CASA November 2025 Newsletter
- D. BACWA Bulletin September 2025
- E. BACWA Bulletin October 2025

FW: SB 682 (Allen) - Vetoed by Gov. Newsom

Mon, Oct 13, 2025 at 4:44 PM

Good afternoon CASA State Legislative Committee,

Unfortunately, we are writing to share that CASA's co-sponsored bill, [SB 682 \(Allen\)](#) has been vetoed by the Governor this afternoon. This bill would have banned intentionally added PFAS in cookware, juvenile products, food packaging, ski wax, dental floss, and cleaning products. The primary reason for the Governor's veto was the broad scope of the bill and particularly the impact on cookware. The full veto message can be read [here](#).

While it is incredibly disappointing, we are very grateful to all of the hard work from our member agencies and co-sponsors. We are incredibly proud of the work that has been done, and it is clear that the topic of PFAS is becoming more widely known and understood. The media presence around this bill has been intense, and although the bill did not pass, we are happy that this bill provided an opportunity for us to educate the public on the impacts of PFAS on wastewater.

Today was the last day for Governor Newsom to act on all the bills passed during the Legislative Session. If you have any questions, please do not hesitate to reach out.

Have a great evening,

Spencer Saks | Legislative & Regulatory Advocate

CA Association of Sanitation Agencies

[925 L Street, Suite 200 | Sacramento, CA 95814](#)

Your Water and Wastewater Updates for October 9, 2025

Wed, Oct 15, 2025 at 8:11 AM

Exercise Caution: This message is from outside the City email system. Do not open links or attachments from untrusted sources.





CASA NEWS

For questions about CASA News, please contact [Alyssa Downs](#).

Register Today for CASA's Innovative Technology Seminars

Curious about the latest technology breakthroughs in biosolids and resource recovery? Join us for the [2025 Innovative Technology Seminars](#), hosted by CASA, happening on October 28th at the Orange County Sanitation District in Fountain Valley and October 29th at Epic Cleantec in San Francisco. Unlock the power of innovation with our lineup of experts from agencies, universities, and technology companies. They'll share their latest case studies and advanced research projects on biogas, biosolids, energy recovery, and PFAS removal technologies. Discover opportunities for introducing innovative treatment and management for biosolids, biogas, energy recovery, decarbonization, and the game changing technologies reshaping our profession. Space is limited, [register today!](#)



[Read More](#)

Meet the CASA Board: Scott Goldman, Director

Scott Goldman was elected to the South Coast Water District (SCWD) Board in 2020 and re-elected in 2024. He is currently serving as SCWD Board President. In 2021, he was selected to represent SCWD on the South Orange County Wastewater Authority (SOCWA) Board and continues to serve in that role. Prior to his service at SCWD, Scott was a member of the Board of Directors of the El Toro Water District (ETWD), where he served the public from 2001 to 2019.



Scott has over 40 years of professional experience as a consultant, primarily in the water and wastewater field. He holds a B.S. in Water Resource Engineering from UCLA and an M.S. in Environmental Engineering from USC. He is a registered Civil Engineer in California, Arizona, and Nevada, and is also certified as an Environmental Engineer by the American Academy of Environmental Engineers.

What do you find most rewarding about serving on the CASA board? The most rewarding aspect of being on the CASA Board is having the opportunity to get know and work with the staff and other Board members that all feel passionate about helping California agencies to protect the environment and public safety. It has given me a better appreciation of the wide range of issues and challenges agencies face throughout the State. Being on the Board provides the opportunity to make a greater contribution to lessen the impact of many of these challenges.

[Read More](#)



MEMBER NEWS

EVMWD Celebrates 75 Years

On September 15, the Elsinore Valley Municipal Water District (EVMWD) celebrated 75 years of service with an evening event at Glen Ivy Golf Club in Corona. Guided by the Board's 75th Anniversary Ad Hoc Committee, which included Vice President Harvey Ryan and Board Member Andy Morris, the event was organized by Community Affairs Supervisor Sylvia Ornelas and her team — Jessica Winn, Haley Munson, Sandy Villamil, and Skyler Munson. The celebration welcomed more than 200 attendees and began with a VIP networking hour featuring a “walk through the decades” display highlighting EVMWD's history.



[Read More](#)

The Strangest Scavenger Hunt in Contra Costa County

A recent media article highlights a creative public engagement effort by the Central Contra Costa Sanitary District (Central San). The piece focuses on Central San's redesign of its maintenance access covers—formerly labeled "CCCSD"—which now feature the updated “Central San” name and artistic imagery reflecting the East Bay region.




The article describes how this redesign serves not only a branding purpose but also acts as the foundation for a community scavenger hunt. Through its “Pipeline” newsletter and an interactive map called *Go With The Flow*, Central San encourages residents to spot the new covers, snap photos, and engage with the often-invisible infrastructure beneath their feet.

This initiative demonstrates how thoughtful design and outreach can foster public connection to wastewater systems in a lighthearted but meaningful way. [Read the article here!](#)

Monterey One Water Cuts the Ribbon on the Expansion of Pure Water Monterey

On October 2, Monterey One Water hosted federal, state, and local leaders to celebrate the completion of the expansion of Pure Water Monterey, a groundwater replenishment project and major investment in Monterey Peninsula's water supply. The Expansion is a multi-benefit, multi-agency effort showcasing the opportunity created when organizations collaborate and prioritize regional resilience. This project adds 2,250 acre-feet per year, enough to supply over 11,000 households, and brings total groundwater replenishment to 5,950 acre-feet per year.



“The expansion of Pure Water Monterey is a victory for our region and a big step forward in ensuring the vibrancy of our community and environment,” said Tyller Williamson, Mayor of Monterey and Chair of the Monterey One Water Board of Directors. “The increase to our water supply has wide and diverse implications — supporting direly-needed housing projects, reducing negative human impacts on the environment, and making it possible to remove the moratorium on new water connections.” Read more in the [full press release](#).

City of Sausalito Transfers Sewer Collection Responsibilities to Sausalito-Marín City SD

After extensive planning and coordination, the City of Sausalito has officially transferred responsibility for its sewer collection system to the Sausalito-Marín City Sanitary District (SMCSD). This strategic transition



will streamline service delivery, reduce billing confusion, support long-term infrastructure improvements, and achieve economies of scale for the community.

[Read More](#)

▶ IN CASE YOU MISSED IT



New York Times Editorial Highlights the Danger of PFAS

We're excited to share that the New York Times has published a powerful article spotlighting the urgent need to eliminate toxic PFAS from everyday products, especially nonstick cookware. The piece underscores why efforts like California's SB 682 are so critical. CASA is proud to be a co-sponsor of this important legislation, which would ban the sale of cookware containing PFAS starting in 2030. With mounting scientific evidence showing the serious health and environmental impacts of these chemicals, this bill is a major step toward safer, healthier homes and communities.



We're pleased to see this issue gaining national attention and encourage you to [read and share the article](#).

▶ UPCOMING EVENTS




It's Time to Celebrate YOU (California Water Professionals)

This week we are thrilled to celebrate the ninth annual California Water Professionals Appreciation Week, during which time we are extra thankful for all the men and women who work hard to protect public health and the environment, 24/7, 365. We encourage CASA member agencies to showcase the programs and events that educate California water customers, local elected leaders, state and federal legislators and other key audiences. Sharing your agency's activities during the week highlights the value of water and wastewater services and the important role that water professionals play in providing these services. It is also an opportunity to showcase careers in the water industry. Please share information on your website and social media accounts. For more information, visit ACWA's [California Water Professionals Appreciation Week webpage](#).



Imagine a Day Without Water – October 16

Every year, Imagine a Day Without Water challenges us to reflect on how essential water is by asking a powerful question: what would just one day without water look like? As water professionals, we understand better than most how vital safe, reliable water is to our health, environment, and economy. This national day of action is a chance to help others in our communities recognize that too.



Join the Value of Water Campaign in raising awareness about the importance of investing in our water infrastructure and protecting this critical resource. View [ideas](#) and helpful [resources](#) to plan your or your organization's participation!

ANZBP Lunch & Learn Webinar Series - October 21

On October 21 from 4:00pm to 5:00pm, the Australian and New Zealand Biosolids Partnership will be hosting a webinar

featuring CASA's Director of Renewable Resources, Maile Lono-Batura. This insightful webinar series brings together industry experts and academic researchers to share practical and research-based perspectives on managing the functionalities and complexities of biogas and biosolids systems.



Maile will discuss Flushers Engagement – Connecting to Flushers Further Up the Pipe. You won't want to miss it! [Register today.](#)



Visit CASA's [Job Board](#).



CASA represents more than 135 local public agencies engaged in the collection, treatment and recycling of Wastewater and biosolids to protect public health and the environment. Our mission is to provide trusted information and advocacy on behalf of California clean water agencies, and to be a leader in sustainability and utilization of renewable resources.

[Visit Our Website](#)

CASA | [925 L Street, Suite 200](#) | [Sacramento, CA 95814 US](#)

[Unsubscribe](#) | [Update Profile](#) | [Constant Contact Data Notice](#)



▶ CASA NEWS

For questions about CASA News, please contact [Alyssa Downs](#).

Meet the CASA Board: Sandeep Karkal, Director

Sandeep Karkal serves as General Manager-Chief Engineer for the Novato Sanitary District (NSD), which provides wastewater collection, treatment and disposal, recycled water production, and franchised solid waste services in northern Marin County. Prior to joining NSD in 2004, he worked for over 17 years in the public and private sectors, including at two well-regarded consulting engineering firms. Sandeep has Bachelors and Master's Degrees in Civil/Environmental Engineering, and over 35 years in the water/wastewater industry. He is a registered Civil Engineer in California and Arizona and holds high grade water/wastewater operator certifications in both states. In addition to the CASA Board of Directors, Sandeep currently serves on the Board of Directors of the National Association of Clean Water



Agencies (NACWA) and is the President of the Board of Directors of the California Sanitation Risk Management Authority (CSRMA).

[Read More](#)

Winter Conference Registration Now Open

[Registration](#) is officially open for CASA's 2026 Winter Conference: Pipelines for Progress! Join us January 14–16, 2026, at the Renaissance Esmeralda Resort & Spa in Indian Wells for three days of engaging sessions, networking, and inspiration.



This year's program showcases a wide array of technical and leadership sessions designed to help your agency advance innovation, collaboration, and sustainability in the clean water sector. The conference will kick off Wednesday afternoon with concurrent sessions exploring key topics such as climate adaptation strategies, nutrient management, and biosolids regionalization. We will also have a track specifically designed for elected officials. Thursday afternoon will feature an inspiring keynote as well as an extended panel focused on agency infrastructure financing options and considerations. With committee meetings, receptions, and networking opportunities throughout the week, this year's Winter Conference promises to be both informative and energizing. Don't miss out—[register early](#) to secure your spot! We can't wait to see you in Indian Wells for what is sure to be another memorable event!



STATE LEGISLATIVE UPDATE



For questions about the State Legislative Updates, please contact [Spencer](#).

2025 Legislative Session Wrap-Up

The 2025 Legislative Session has officially concluded, and the Governor has now acted on all bills passed by the Legislature. This year, more than 900 bills reached the Governor's desk, including several key measures CASA closely tracked on behalf of our members.



We have compiled a [comprehensive list of bills of interest](#) to CASA members, including those that were signed or vetoed by the Governor.

As shared earlier this month, CASA's sponsored PFAS categorical ban bill, [SB 682 \(Allen\)](#), was unfortunately vetoed. In addition, [SB 317 \(Hurtado\)](#), which sought to codify California's Wastewater Surveillance Program, was also vetoed. The Governor signed [SB 499 \(Stern\)](#), which includes cleanup language to [\(SB 937 2024\)](#) related to the collection of impact fees.

We extend our sincere thanks to all CASA members for your continued engagement and support of our advocacy efforts throughout the year. Looking ahead, our annual State Legislative Committee planning meeting will be held on December 5.

Changes to the Brown Act in 2026 – SB 707

In the final days of the legislative session, Governor Newsom signed [SB 707 \(Durazo\)](#), a sweeping update to the Brown Act that will significantly impact how local agencies conduct public meetings. The new law introduces mandatory hybrid meeting requirements, enhanced public outreach standards, and new translation obligations for agencies serving diverse communities. With implementation deadlines beginning January 1, 2026, agencies will need to start preparing now. Learn more about what's changing, when the new rules take effect, and where you can get additional guidance.



[Read More](#)

FEDERAL UPDATE



For questions about the Federal Legislative Updates, please contact [Sarah](#).

Call to Action: Support H.R. 1267 — The Water Systems PFAS Liability Protection Act

Clean water agencies and biosolids managers didn't create PFAS contamination, but without a federal exemption, they could still be held liable under CERCLA. CASA is advocating for passage of [H.R. 1267, the Water Systems PFAS Liability Protection Act](#), to safeguard agencies and ratepayers from costly litigation. Learn how you can support this critical legislation and help protect our sector.



[Read More](#)



Senate WIPPES Act Report Outlines Need

A new Senate [report](#) on the [WIPPES Act \(S.1092\)](#) underscores the importance of clear “Do Not Flush” labeling for non-flushable wipes, 90% of which are still entering U.S. markets without proper warnings. The report outlines the bill’s goals, expected impacts, and next steps as it moves closer to consideration on the Senate floor.

[Read More](#)

The Government Shutdown Drags into Its Fifth Week; Federal Workforce Furloughs Continue

The federal shutdown has stretched into its 36th day, surpassing the previous record of 34-days during the 2019 shutdown. Over the past month, Senate negotiations have remained stalled over health care subsidy extensions, while the House continues to be on recess. As federal workers miss paychecks and agency furloughs expand, the ripple effects are growing across the nation.



[Read More](#)

White House Memo Outlines New Protocol for Deregulation Activities

A new memo from the White House’s Office of Management and Budget (OMB) outlines sweeping new protocols for rolling back federal regulations deemed inconsistent with recent Supreme Court rulings, including the landmark decision overturning the Chevron Doctrine. The directive signals a significant shift in how agencies review, justify, and potentially repeal existing rules.



[Read More](#)



REGULATORY UPDATE



For questions about the Regulatory update, please contact [Spencer](#).

HDR Releases Nutrient Report for Southern California Bight

On October 8, HDR released its [nutrient management evaluation of the Southern California Bight](#). This comprehensive report compiles data from local agencies, highlights regional progress in nutrient management, and lays



the groundwork for ongoing regulatory discussions, as well as future research, monitoring, and management strategies. To mark the official release of the report, CASA hosted a half-day, free event on October 21 at the Los Angeles County Sanitation District.

[Read More](#)

DWR Kicks off Water Conservation Studies for SB 1157



On September 29, the Department of Water Resources (DWR) held the [kickoff meeting for the SB 1157 Benefits and Impacts Working Group](#). CASA is serving on the group's Technical Advisory Panel (TAP) and will support its efforts over the next few years.

[Read More](#)

Sign up for CASA's Regulatory Updates

CASA's Regulatory Workgroup regularly puts together a comprehensive e-newsletter to share all regulatory updates on key issues and workgroup initiatives with the CASA membership. If you are interested in receiving these regulatory updates, please contact [Spencer Saks](#). The latest edition is available [here](#).

▶ MEMBER NEWS



MET Water District Appoints Shivaji Deshmukh Next General Manager

The Metropolitan Water District of Southern California (Metropolitan), the largest drinking water provider in the United States, has named Shivaji Deshmukh as its next general manager following a unanimous vote by the agency's board of directors.



Deshmukh, a veteran water leader with more than 25 years of experience in water management and recycling, will succeed retiring general manager Deven Upadhyay to become Metropolitan's 16th general manager in its nearly century-long history. Deshmukh currently serves as general manager of the Inland Empire Utilities Agency and previously held leadership roles at West Basin and Orange County Water District, where he helped develop the Groundwater Replenishment System, one of California's largest recycled water projects. [Read more here](#), congratulations from the CASA staff, Shivaji!

IEUA's 75th Anniversary Celebrated Through Open House and Career Fair

On Thursday, October 16, the Inland Empire Utilities Agency (IEUA/Agency) hosted an Open House and Career Fair in honor of the Agency's 75th anniversary. Approximately 350 community members attended the event to take part in festivities that not only engaged attendees on IEUA's programs and services, but also provided connections to careers at IEUA for all ages.



"This event helped serve as a critical gateway for the next generation of water professionals," stated IEUA Board President Marco Tule. "By connecting our community to meaningful career opportunities in the water industry while honoring the legacy and progress of the past 75 years, we can lay the foundation for future innovation and work together towards long-term water reliability throughout the region."

[Read More](#)



IN CASE YOU MISSED IT



ANZBP Lunch & Learn Webinar Series – Recording Available

Thank you to everyone who joined on October 21 for the Australian and New Zealand Biosolids Partnership's Lunch & Learn webinar, featuring Maile Lono-Batura, CASA's Director of Renewable Resources. In this engaging session, Maile explored Flusher Engagement - Connecting to Flushers Further Up the Pipe, sharing valuable insights on how to strengthen community connections and understanding within biosolids and biogas management.



If you weren't able to attend, or would like to revisit the discussion, you can now watch the recorded webinar [linked here](#).

CASA Innovative Technology Seminar – Wrap Up

Thank you to everyone who joined us last week for CASA's Innovative Technology Seminar in Northern and Southern California. We were thrilled to bring together thought leaders and professionals from the water sector for two days of insightful sessions and inspiring tours.



[Read More](#)

▶ UPCOMING EVENTS

Water Leadership Institute – Applications Opening Soon!

Are you ready to take the next step in your career? The Water Leadership Institute (WLI) program is designed to educate, train, and connect emerging leaders across the water sector. Through a dynamic, blended learning experience, participants gain valuable management training, leadership development, and industry insight.



The program explores complex challenges facing today's water and wastewater industries while providing unique opportunities to network with public and private sector professionals. Participants will develop the skills, confidence, and knowledge needed to drive positive change within their organizations and communities.

Stay tuned, applications open soon! Don't miss your chance to be part of this transformative experience and join a growing network of water leaders shaping the future of our sector.

Applications for WLI 2026 are November 3rd through January 15th. For more information, please visit: <https://www.wef.org/wli>

▶ CAREERS AND OPPORTUNITIES

Visit CASA's [Job Board](#).



CASA represents more than 135 local public agencies engaged in the collection, treatment and recycling of Wastewater and biosolids to protect public health and the environment. Our mission is to provide

trusted information and advocacy on behalf of California clean water agencies, and to be a leader in sustainability and utilization of renewable resources.

[Visit Our Website](#)

CASA | [925 L Street, Suite 200](#) | [Sacramento, CA 95814 US](#)

[Unsubscribe](#) | [Update Profile](#) | [Constant Contact Data Notice](#)

BACWA Bulletin - September 2025

Mon, Sep 15, 2025 at 9:47 AM

[View this email in your browser](#)



BACWA Bulletin

September 2025

In this email:

- [Calling all BACWA Members: Show off your work at the Exploratorium Science Museum](#)
- [Nutrients Watershed Permit Updates](#)
- [Central San Exploring Regional Biosolids Partnerships](#)
- [Regulatory Issues Matrix update now available](#)
- [Bay Area Air District Proposes Changes to Air Toxics Regulations \(Rule 11-18\)](#)
- [PFAS Updates](#)
- [City of Sausalito transfers sewer system responsibilities to Sausalito-Marin City Sanitary District](#)
- [BACWA Committee Updates](#)
- [Upcoming Events](#)

Upcoming BACWA Meetings

- **Executive Board** - Fri 9/19, Virtual and Central San (Martinez)

- **O&M Committee** - Wed 9/24, Central Marin Sanitation Agency (San Rafael)
- **Bay Area Pollution Prevention Group** - Wed 10/1, Virtual and Regional Water Board (Oakland)
- **Pretreatment Committee** - Tues 10/7, Virtual
- **Lab Committee** - Tues 10/14, Virtual
- **Permits Committee** - Tues 10/14, Virtual

See the BACWA Calendar for details

Upcoming Events

- **BCDC Webinar #4 on Regional Shoreline Adaptation Plans - Getting Started** - 9/17, Virtual
- **Webinar on Leading Process Performance with N2O Monitoring** - 9/17, Virtual
- **CVCWA Annual Conference** - 9/25, Sacramento
- **Regional Monitoring Program Annual Meeting** - 10/15, Berkeley
- **State of the Estuary Conference** - 10/28-10/29, Oakland
- **BAYWORK** Workshop on Wheels - 10/29, Peninsula
- **CASA Innovative Technology Seminar** - 10/29, San Francisco

Jump to 'Upcoming Events' details

Calling all BACWA Members: Show off your work at the Exploratorium Science Museum

What happens when you mix wastewater treatment with science and curiosity? We're about to find out!



Item No. 11 - Attachment D



Photo Credit: Will Geiken

BACWA is planning to partner with the world-famous [Exploratorium](#) for one of their [After Dark](#) events – adults-only Thursday nights where San Francisco's smartest crowds come to play with science. Think of it as the coolest way to show off what we do every day to protect the Bay.

BACWA needs YOUR Expertise! We're looking for:

- **Interactive Ideas & Existing Exhibits** - Got a cool model of your treatment process? Educational displays? Creative ways to explain what we do?
- **Volunteer Exhibitors** - Ready to be the star of the show? We need friendly faces to run demonstrations, share stories, and answer questions from curious adults.

This is our chance to show the public that wastewater treatment isn't just pipes and pumps – it's fascinating science that keeps our Bay healthy. The event planning is underway, and we want to make sure every corner of our industry is represented – from the folks who keep the plants running 24/7 to the engineers designing tomorrow's solutions. Let's make wastewater the star of the show!

Ready to Jump In? Reply to [Lorien Fono](#) with ideas for exhibits or to express interest in volunteering.

Nutrients Watershed Permit Updates

Regional Water Board begins preparation of draft Basin Plan amendment to provide more time on nutrient reduction efforts

When adopting the [Nutrients Watershed Permit](#) in July 2024, the Regional Water Board adopted a [concurrent resolution](#) regarding policy changes that could provide Bay Area wastewater dischargers **more than 10 years** to implement nutrient reduction projects. Subsequently, the Regional Water Board determined that the most promising path forward would be a regional, non-TMDL Basin Plan amendment that could provide more time by superseding parts of the statewide [Compliance Schedule Policy](#).

In late August 2025, the Regional Water Board shared with BACWA **an informal draft of the Basin Plan amendment** to grant more time (e.g., 15 or 20 years) for qualifying projects. The draft Basin Plan amendment would apply to a narrow set of qualifying projects such as nature-based solutions, water recycling projects, innovative technologies, and projects that would reduce nutrient loads significantly beyond what the permit requires.

BACWA shared the draft Basin Plan amendment with our Nutrient Strategy Team, which recently convened to discuss the draft. The Nutrient Strategy Team will convene again on the afternoon of **Thursday, October 9th** to discuss BACWA's response to the draft Basin Plan Amendment, including potential modifications to accommodate early actors. To join the Nutrient Strategy Team, member agencies should contact [Lorien Fono](#).

In late 2025, BACWA plans to **request information from members** regarding potential qualifying projects that could benefit from the additional time that could be provided by this Basin Plan Amendment. The Regional Water Board will need this information to prepare the Basin Plan amendment and related materials.

Regional Water Board receives update on permit compliance from Board staff

Last week, the Regional Water Board received an [Annual Update on the Nutrients Watershed Permit](#) from the Board's NPDES division staff. The update briefly covered the [2025-2030 Science Plan](#), the [Regional Planning Study Scoping Plan](#), and information summarized in BACWA's [Group Annual Report](#), such as nutrient loading to the Bay and the status of planning for load reductions. During the report-out, Board staff emphasized the progress that BACWA members have made in planning nutrient reduction projects, and the need for sufficient time for pilot-testing, financing and construction.

Details are available in the [Slides](#), [Video](#) (1:23:50), and [Staff Report](#)

Central San Exploring Regional Biosolids Partnerships

Central San has a long-term solids management strategy that includes significant upgrades to its existing incineration facility, which is the only sewage sludge incinerator in California. The district is exploring opportunities to design these upgrades to serve regional biosolids management needs. Central San is actively working to estimate the costs and benefits of regionalization. If your agency is interested in exploring regionalization opportunities, please contact Central San's [Nitin Goel](#) for more information.

More information on the regionalization effort is also available in [this slide deck](#) presented at the August 2025 Bay Area Biosolids Coalition meeting. All BACWA members are welcome to join the Coalition, which is now doubling as BACWA's Biosolids Committee. [Join here!](#)

Regulatory Issues Matrix update now available

An updated September 2025 version of the [Key Regulatory Issues Summary matrix](#) is now available to familiarize members and their governing bodies with the regulatory issues facing BACWA and its member agencies. Questions? Ask Regulatory Program Manager [Mary Cousins](#).

Bay Area Air District Proposes Changes to Air Toxics Regulations (Rule 11-18)

In August, the [Air District](#) released [draft amendments to Rule 11-18](#), its Implementation Procedures, and a Preliminary Staff Report. The draft amendments aim to improve program efficiency and accelerate the preparation of Health Risk Assessments for toxic air contaminants by requiring facility owners to conduct the assessments (rather than the Air District). Comments are due October 13.

BACWA's [AIR Committee](#) is preparing a comment letter on the amendments, and members are invited to share their comments with our consultant team, Courtney Mizutani and Ray David. The Air District will also hold a [virtual workshop](#) on the evening of Thursday, October 2nd to explain the draft amendments and receive public comments.

PFAS Updates

- **Source Control.** Good news! Late last week, [SB 682 \(Allen\)](#) passed the California legislature. If signed by the Governor, the bill would require that PFAS be phased out of six categories of consumer products: cleaning products, cookware, dental floss, juvenile products, food packaging, and ski wax.
- **State Policy.** In late September, State and Regional Water Board staff will convene to discuss statewide policy for PFAS in wastewater. BACWA has urged the Water Boards to **emphasize source control** in this effort, since residential loads are likely the main source of PFAS in Bay Area wastewater ([Lin et al., 2024](#)).

- **Local Regulations.** Recently, the Regional Water Board's Site Cleanup Program released [Environmental Screening Levels](#) for 16 PFAS compounds. Later in 2025, the Regional Water Board may consider adoption of a [general NPDES permit for groundwater dischargers](#) containing technology-based effluent limits for PFAS.
- **Communications.** Last week, the Bay Area Biosolids Coalition and BACWA's Communications Steering Committee convened to discuss [public outreach on PFAS and biosolids](#).
- **BACWA Member Actions.** Central San recently released an RFP for a PFAS Adaptive Management Project that will address regulatory, operational, and environmental topics.

Does your agency have questions or updates to share on PFAS? [Let us know!](#)

Member News

City of Sausalito transfers sewer system responsibilities to Sausalito-Marin City Sanitary District



The City of Sausalito has officially transferred responsibility for its sewer collection system to the [Sausalito-Marin City Sanitary District](#) (SMCSD). Historically, the City of Sausalito operated one of three satellite systems that contribute wastewater to the SMCSD treatment plant. With this change, effective August 22, 2025, SMCSD is now the sole agency with responsibility for collection and treatment services within Sausalito.

According to SMCSD, "This strategic transition will streamline service delivery, reduce billing confusion, support long-term infrastructure improvements, and achieve economies of scale for the community."

Sources: [SMCSD](#) and [Marin Independent Journal](#)

Please [send in](#) updates from your agency to post here!

BACWA Committee Updates

AIR Committee

The [August meeting](#) included updates on the Air District's [Engineering Program Manager pilot program](#), which will assign dedicated staff to work on complex applications with the intent to improve the permitting process. The Air District held a webinar on the program on August 20 ([link to recording](#)). If your agency has an opinion about participation in this program, please reach out to [Courtney Mizutani](#) ASAP.

Asset Management

The committee is currently recruiting for new co-chairs; contact [Mary Cousins](#) for more information.

The fall public outreach campaign on Fats, Oils, and Grease, is almost ready to launch! The October 1st committee meeting will be held **in-person** at the offices of the Regional Water Board in downtown Oakland and will include a discussion of priorities for public outreach in FY27.



Bay Area Biosolids Coalition (BABC)

The August meeting included updates on biosolids regulations, outreach, and scientific research. The committee will be providing funding for continued study of PFAS in biosolids through the [National Collaborative PFAS Project](#). The next meeting is scheduled for Monday, October 20th. For more information about BABC, contact program manager [Christine Polo](#) or the [Coalition Website](#).

Collections Systems Committee

The [August meeting](#) featured a presentation on [wildfire response and recovery](#) for sanitary sewer systems. The next meeting is scheduled for Thursday, November 13th.

Laboratory Committee

The [August meeting](#) continued the ongoing series of presentations from BACWA member laboratories on analytical methods for nutrients. The series will continue at the next meeting on Tuesday, October 14th.

O&M Committee

On Wednesday, September 24th, the O&M Committee will tour the Central Marin Sanitation Agency (CMSA) plant in San Rafael.

Permits Committee

The [August meeting](#) included updates on chronic toxicity testing, dilution modeling, and, compliance reporting for the Nutrient Watershed Permit. The next meeting is scheduled for Tuesday, October 14th.

Pretreatment Committee

The next meeting is scheduled for Tuesday, October 7th.

Recycled Water Committee

The next meeting is scheduled for Tuesday, October 21st.

To join any BACWA Committee, members can sign up [here](#)

Upcoming Events

September 17

BCDC RSAP Outreach Webinar #4: Regional Shoreline Adaptation Plans - Getting Started

This summer, the Bay Conservation and Development Commission (BCDC) is hosting a four-part webinar series designed to help you understand how to plan for sea level rise in compliance with BCDC's [Regional Shoreline Adaptation Plan](#), and how to access the tools and support available to begin planning now. The fourth webinar in the series on Wednesday, September 17th at 1 PM will be on the topic **Getting Started: Engage, Fund, and Initiate Plans** and will explore:

- How to engage with BCDC through pre-consultations and submit a Notice to Begin.
- Available funding sources to support Subregional Plan development.
- Key steps in developing, adopting, and submitting a Plan to BCDC.
- Commission review, approval process, and requirements for updates and compliance.

The webinar will also include a live Q&A with BCDC's Planning team. [Register Here](#)

September 17

Leading Process Performance with N₂O Monitoring

In this free 1-hour webinar, you will learn how plants across North America and Europe are using N₂O data to optimize DO setpoint, reduce energy costs while maintaining treatment performance, and characterize process emissions. [Register Here](#).

The webinar is presented in cooperation with the [US Water Alliance](#) and the [Danish Trade Council's Water Technology Alliance](#).

September 25

Central Valley Clean Water Association - Annual Conference

CVCWA's Annual Conference will be held Thursday, September 25, 2025, from 9:00am to 3:00pm at Sacramento Area Sewer District in Sacramento. Speakers will focus on relevant regional and statewide issues including toxicity, CV-SALTS, climate and air regulations, septic to sewer conversions, and employee recruitment & retention. [Register here](#).

October 15

CWEA 2025 Northern Safety Day

Join 400+ wastewater professionals for a full day of safety training, networking, and hands-on learning. This year's program features industry leader Jay Jamali, Safety Director for Enviro Safetech and one of California's top Lockout/Tagout experts, presenting on confined space safety. Jay will also bring a confined space simulator for an interactive, hands-on experience as part of the exhibits.

Other expert-led sessions cover entry and rescue procedures, confined space ventilation, atmospheric monitoring, ladder safety, hydro-excavation safety, and the latest technologies to improve collection system operator safety. Gain valuable insights into California's regulatory process from Cal/OSHA experts, connect with peers, and visit exhibitors showcasing innovative safety gear and solutions.

For more information, see the [Event Flyer](#). [Register Here](#).

October 15

Regional Monitoring Program - 2025 Annual Meeting

The 32nd [Annual Meeting](#) of the [Regional Monitoring Program for Water Quality in San Francisco Bay](#) (RMP) will be held on Wednesday October 15, 2025, at the David Brower Center in Berkeley, from 9:00am to 4:30pm and online over Zoom. The meeting will feature updates on RMP activities across a wide range of Bay water quality topics. The meeting agenda will be available in late August.

[Register here](#) to attend virtually or in-person.

October 28-29

State of the Estuary Conference

The [2025 State of the Estuary Conference](#) will be held October 28-29, 2025 at the Oakland Scottish Rite in Oakland, CA. Every two years, the Estuary Partnership brings a focus to the management and ecological health of the San Francisco Bay-Delta Estuary. The State of the San Francisco Estuary Conference showcases the latest information about the region's work to sustain and improve the estuary's habitats, living resources, water quality, climate resilience, and environmental stewardship. Save the Date! Registration opens soon.

BACWA is a sponsor of the State of the Estuary Conference.

October 29

BAYWORK Workshop on Wheels

The [2025 State of the Estuary Conference](#) will be held October 28-29, 2025 at the Oakland Scottish Rite in Oakland, CA. Every two years, the Estuary Partnership brings a focus to the management and ecological health of the San Francisco Bay-Delta Estuary. The State of the San Francisco Estuary Conference showcases the latest information about the region's work to sustain and improve the estuary's habitats, living resources, water quality, climate resilience, and environmental stewardship. Save the Date! Registration opens soon.

BACWA is a sponsor of the State of the Estuary Conference.

October 29

CASA Innovative Technology Seminar

The 2025 CASA [Innovative Technology Seminars](#) are happening on October 28th at the Orange County Sanitation District in Fountain Valley and October 29th at Epic CleanTec in San Francisco. Agenda details will be released soon. [Register Here](#)

Copyright (C) 2025 BACWA Bay Area Clean Water Agencies. All rights reserved.

You are receiving this email because you opted in on our website.

Our mailing address is:

BACWA Bay Area Clean Water Agencies PO Box 24055, MS 702 Oakland, CA 94623 USA

Want to change how you receive these emails?

You can [update your preferences](#) or [unsubscribe](#)





BACWA Bulletin

October 2025

In this email:

- [Regional Water Board Recognizes Union Sanitary District with 2025 Pollution Prevention Award](#)
- [Funding Update: Nutrient reduction projects are now a priority for the Clean Water State Revolving Fund](#)
- [Funding Update: SB1 Grants Available for Sea Level Rise Planning](#)
- [BACWA invites agencies to learn about Advanced Quantitative Precipitation Information \(AQPI\)](#)
- [Fall Pollution Prevention Campaign focuses on Grease Disposal](#)
- [City of San Mateo Celebrates Completion of \\$597 Million Wastewater Treatment Plant Upgrade](#)
- [BACWA Committee Updates](#)
- [Upcoming Events](#)

Upcoming BACWA Meetings

- [Lab Committee](#) - Tues 10/14, Virtual

- **Permits Committee** - Tues 10/14, Virtual
- **Bay Area Biosolids Coalition** - Mon 10/20, Virtual
- **Recycled Water Committee** - Tues 10/21, Virtual
- **Collection Systems Committee Meeting** - 11/13, Virtual

See the BACWA Calendar for details

Upcoming Events

- **BACWA Webinar on Advanced Quantitative Precipitation Info** - Wed 11/5, Virtual
- **Regional Monitoring Program Annual Meeting** - 10/15, Berkeley
- **CWEA Northern Safety Day** - 10/15, Woodland
- **State of the Estuary Conference** - 10/28-10/29, Oakland
- **BAYWORK** Workshop on Wheels - 10/29, Peninsula
- **CASA Innovative Technology Seminar** - 10/29, San Francisco
- **CARB Zero-Emission Truck Showcase + Ride & Drive** - 11/5, Oakland

Jump to 'Upcoming Events' details

Regional Water Board Recognizes Union Sanitary District with 2025 Pollution Prevention Award

At the October Regional Water Board meeting, Union Sanitary District was awarded the [Dr. Teng-chung Wu Pollution Prevention Award](#) for its [school outreach program](#)! Union Sanitary District's Alex Paredes and Alicia Dutrow accepted the award (see photo below). Congratulations, Union Sanitary District!



Funding Update: Nutrient reduction projects are now a priority for the Clean Water State Revolving Fund

California's [Clean Water State Revolving Fund](#) (SRF), administered by the State Water Board, provides low-cost loans and grants for qualified wastewater projects. In August, the State Water Board adopted a new [Intended Use Plan](#) for the SRF program to prioritize allocation of its limited financial capacity — about \$600M/year for the state, and \$50M per project. **The new SRF Intended Use Plan prioritizes nutrient removal projects** in project scoring, which is a change compared to recent years. If your agency is interested in pursuing SRF funding for nutrient removal, see this [slide deck](#) from SFPUC's [Alexandra Gunnell](#), who is available to answer questions about SRF application strategy. The application due date for the next fiscal year is December 31, 2025.

Funding Update: SB1 Grants Available for Sea Level Rise Planning

The [Senate Bill 1 \(SB1\) Sea Level Rise Adaptation Planning Grant Program](#) provides State grants for planning and implementation of sea level rise adaptation projects. This funding is ideal for supporting development of [Subregional Shoreline Adaptation Plans](#) as required by the Bay Conservation and Planning Commission (BCDC). At its most recent meeting in September, the Ocean Protection Council [awarded SB1 planning grants](#) to several Bay Area communities. The Council also approved up to \$7M for the first round of project funding to implement nature-based sea level rise adaptation projects; there will be a [funding solicitation in Fall 2025](#). SB1 planning grants are awarded quarterly, and the next application due date is December 19, 2025. Find out more from the [Ocean Protection Council](#).

BACWA invites agencies to learn about Advanced Quantitative Precipitation Information (AQPI)

Are you curious about how your agency can benefit from Advanced Quantitative Precipitation Information (AQPI)? This webinar is for you!

AQPI is a regional project that uses enhanced weather radar to track atmospheric river precipitation. AQPI offers improved local rainfall forecasts and real-time data, helping agencies respond to increasingly intense storm events.

On Wednesday, November 5th at 1:30 PM, BACWA will host a one-hour webinar that will cover:

- History and information about [AQPI in the Bay Area](#)
- Case studies of BACWA member agencies that are integrating AQPI into wastewater operations and emergency response
- How your agency can participate in AQPI
- Q&A

For the virtual link, contact [Mary Cousins](#).

Image source: [CW3E Presentation to BACWA Board](#)



The Bay Area Pollution Prevention Group's fall campaign focuses on proper disposal of fats, oils, and grease (FOG). The online digital campaign will run in November to align with the holiday cooking season. Graphics suited for use on social media are also available for use by individual BACWA member agencies. All of the GIFs and PNG files associated with the campaign are available in Spanish or English from the [BACWA website](#).



Member News

City of San Mateo Celebrates Completion of \$597 Million Wastewater Treatment Plant Upgrade

Largest Infrastructure Project in City History

In September, the City of San Mateo hosted a ribbon-cutting for its new state-of-the-art wastewater treatment plant, the largest component of the City's \$1 billion [Clean Water Program](#). The upgraded facility replaces 75-year-old infrastructure, eliminates sewer overflows, and introduces advanced treatment technologies that protect public health and safeguard San Francisco Bay for generations to come. The plant's features include:

- One of the largest [BioActiflo](#) systems in the world
- A 5.3-million-gallon underground equalization flow system
- Membrane Bioreactor treatment for biological nutrient removal
- A LEED Silver–certified administration building

More information is available from the [City of San Mateo](#), in media coverage from [Local News Matters](#) and [The Daily Journal](#), or from the [State Water Board](#), which provided significant funding for the project through the Clean Water State Revolving Fund.



Photo Credit: [Local News Matters Bay Area](#)

Please [send in](#) updates from your agency to post here!

BACWA Committee Updates

AIR Committee

Following up on the [August meeting](#), the AIR Committee is planning to meet soon with Air District staff to discuss details of the Air District's [Engineering Program Manager pilot program](#). The AIR Committee is also preparing a comment letter on the Air District's [Proposed Amendments](#) to Rule 11-18, which applies to toxic air emissions from existing facilities. For more information on the proposed amendments, see [slides](#) from the public workshop held on October 2nd.

Asset Management

Welcome to new chairs, Mohammad Ghoury (West County Wastewater District) and Amanda Roa (Fairfield-Suisun Sewer District)! Details about the next meeting will be released soon.

Bay Area Pollution Prevention Group (BAPPG)

At the [October meeting](#), the committee discussed content and strategy for future public outreach campaigns in FY27. Based on member votes, the committee will prioritize public outreach messaging on FOG and PFAS, followed by Pet Pesticides and Trash/Wipes.

Bay Area Biosolids Coalition (BABC)

The next virtual meeting is scheduled for Monday, October 20th. For more information about BABC, contact program manager [Christine Polo](#) or the [Coalition Website](#).

Collections Systems Committee

At the next committee meeting scheduled for Thursday, November 13th, Regional Water Board staff will join the meeting to discuss compliance with the [Sanitary Sewer Systems General Order](#).

Laboratory Committee

The next meeting on Tuesday, October 14th will include two member presentations, one on nitrate and phosphorus methods and the other on a chronic toxicity screening study. The December 2nd [virtual meeting](#)

with the Permits Committee will be held in-person at the City of Petaluma's Ellis Creek Water Recycling Facility.

O&M Committee

Thank you to Central Marin Sanitation Agency (CMSA) for [hosting the committee for a tour](#) in September! The visit included a tour of the [Renewable Power Delivery Program](#) that allowed CMSA to achieve energy-positive operations in 2024.

Permits Committee

The next meeting on Tuesday, October 14th will include member info-sharing on nutrient removal planning, an update on nutrient load reporting, and a training session on dilution modeling from Larry Walker Associates. The December 2nd joint meeting with the Laboratory Committee will be held in-person at the City of Petaluma's Ellis Creek Water Recycling Facility.

Pretreatment Committee

The October 7th meeting included a robust discussion of pretreatment program training practices and needs.

Recycled Water Committee

The next meeting is scheduled for Tuesday, October 21st and will feature a presentation from Valley Water on the [Pure Water Silicon Valley](#) project.

To join any BACWA Committee, members can sign up [here](#)

Upcoming Events

October 15

CWEA 2025 Northern Safety Day

Join 400+ wastewater professionals for a full day of safety training, networking, and hands-on learning. This year's program features industry leader Jay Jamali, Safety Director for Enviro Safetech and one of California's top Lockout/Tagout experts, presenting on confined space safety. Jay will also bring a confined space simulator for an interactive, hands-on experience as part of the exhibits.

Other expert-led sessions cover entry and rescue procedures, confined space ventilation, atmospheric monitoring, ladder safety, hydro-excavation safety, and the latest technologies to improve collection system operator safety. Gain valuable insights into California's regulatory process from Cal/OSHA experts, connect with peers, and visit exhibitors showcasing innovative safety gear and solutions.

For more information, see the [Event Flyer](#). [Register Here](#).

October 15

The 32nd [Annual Meeting](#) of the [Regional Monitoring Program for Water Quality in San Francisco Bay](#) (RMP) will be held on Wednesday October 15, 2025, at the David Brower Center in Berkeley, from 9:00am to 4:30pm and online over Zoom. The meeting will feature updates on RMP activities across a wide range of Bay water quality topics. The meeting agenda will be available in late August.

[Register here](#) to attend virtually or in-person.

October 28-29

State of the Estuary Conference

The [2025 State of the Estuary Conference](#) will be held October 28-29, 2025 at the Oakland Scottish Rite in Oakland, CA. Every two years, the Estuary Partnership brings a focus to the management and ecological health of the San Francisco Bay-Delta Estuary. The State of the San Francisco Estuary Conference showcases the latest information about the region's work to sustain and improve the estuary's habitats, living resources, water quality, climate resilience, and environmental stewardship. Save the Date! Registration opens soon.

BACWA is a sponsor of the State of the Estuary Conference.

October 29

BAYWORK Workshop on Wheels

For this in-person trip, BAYWORK will be visiting the following locations: SFO Mel Leong, Pacifica Wastewater Treatment Plant, San Mateo Wastewater Treatment Plant, SFPUC Harry Tracy, and Silicon Valley Clean Water. BAYWORK will provide the transportation, lunch, and tours of 5 water/wastewater utilities. FREE to BAYWORK signatory members, staff, and invited guests.

[Link to Workshop Flyer](#)

[Registration Link](#)

October 29

CASA Innovative Technology Seminar

The 2025 CASA [Innovative Technology Seminars](#) are happening on October 28th at the Orange County Sanitation District in Fountain Valley and October 29th at Epic CleanTec in San Francisco. Agenda details will be released soon. [Register Here](#)

November 5

Zero-Emission Truck Showcase + Ride & Drive

Join the California Air Resources Board for an exciting event at the Oakland Coliseum bringing together industry leaders, policymakers, fleet owners, OEMs, dealers, and the public to explore the latest advancements in zero-emissions technology and transportation solutions. This is a hands-on showcase where you can test drive zero-emissions vehicles transforming our industries.

Registration is FREE but required for admission. [Register here.](#)

Copyright (C) 2025 BACWA Bay Area Clean Water Agencies. All rights reserved.

You are receiving this email because you opted in on our website.

Our mailing address is:

BACWA Bay Area Clean Water Agencies PO Box 24055, MS 702 Oakland, CA 94623 USA

Want to change how you receive these emails?

You can [update your preferences](#) or [unsubscribe](#)



ITEM NO. 12 GENERAL MANAGER'S REPORT**Action Requested**

None at this time. This is only an information item.

Summary of General Manager's Work Activity

The General Manager (GM) agreement is for a term of two years and began on April 1, 2024. On August 19, 2025, the LAVWMA Board approved a 1st amendment to extend the General Managers' agreement until July 1, 2026.

There is a limitation of 1,000 hours per fiscal year for General Manager's Administrative Services (GMAS). After assuming the duties of General Manager at the May 15, 2024 Board meeting, the LAVWMA Board of Directors additionally delegated the LAVWMA General Manager with the responsibility of serving as LAVWMA's Treasurer. To date, approximately 20% of the General Manager's time has been dedicated to Treasurer responsibilities.

- As of October 31, 2025, the LAVWMA General Manager / Treasurer worked 225.5 hours during FY2025/26.

To date in FY2025/26, the General Manager / Treasurer's work hours have been below the work hours allotted solely for GMAS.

Administrative Services

- September 16, 2025 – LAVWMA GM attended an online seminar: *CA Government Compensation Reporting Rules and Requirements* sponsored by the California Small Districts Association.
- October 14, 2025 – LAVWMA's Records Management Request for Proposals (RFP) were issued. Proposals are due on November 21, 2025.
- July 17, 2025 – Website vendor, Computer Courage, added an Americans with Disabilities Act (ADA) widget icon to the LAVWMA website. On September 29, 2025, the vendor also added a language translation icon to the LAVWMA website. ADA compliance is not required until April of 2027.
- September 30, 2025 – General Manager sent an email to the Board Members requesting that Board Members collaborate with Regional Government Services (RGS) and get a W-9 on file. Board Meeting Minutes will serve as proof of meeting attendance.
- October 21, 2025 – General Manager attended East Bay Leadership Council meeting – San Francisco Estuary Institute gave a presentation on PFAS and San Francisco Bay.

National Pollutant Discharge Elimination System (NPDES) Renewal

- August 20, 2025 – GM submitted a letter to the Waterboard requesting an exemption from the discharge provisions in the existing NPDES permit in order to test the installed upgrades to the San Leandro Sample station (SLSS).
- August 26, 2025 – GM received acknowledgement letter from Waterboard regarding LAVWMA's intent to discharge treated effluent at the San Leandro Sample Station to test the stations readiness for wet weather operation.
- August 28, 2025 – GM reviewed and provided comments on draft NPDES renewal application prepared by consultant (EOA).
- September 26 – 2025 – GM met with the Waterboard to discuss NPDES renewal application and the status of upgrades to the San Leandro Sample station.
- September 30, 2025 – GM completed review of 85-page NPDES renewal application and gave consultant, EOA, permission to transmit to the Waterboard.
- September 30, 2025 – Waterboard confirmed receipt of LAVWMA's application for renewal of its NPDES permit. The renewal application was submitted by the specified deadline.

Financial Management

- Completed payment of DSRSD Contract Service invoice for:
 - July 2025 in the amount of \$399,919.12.
 - August 2025 in the amount of \$425,237.26
 - September 2025 in the amount of \$341,287.02
- October 7, 2025 – LAVWMA received a credit of \$119,738.84 from East Bay Discharge Authority (EBDA) for Fiscal Year 2024/25.
- Reviewed LAVWMA financial account balances twice per month at a minimum.
- Preliminary Member Equity Allocation for Fiscal Year Ending June 30, 2025, was provided to DSRSD, the City of Livermore and the City of Pleasanton.
- General Manager reviewed and signed EBDA Audit Letter.

Operations and Maintenance

- November 6, 2025 – Reviewed LAVWMA energy bills from January through mid-October 2025. Energy costs were \$95,981.53 below the same period in 2024. This cost savings was realized even though the LAVWMA pipeline inspection project required pumping outside the most advantageous cost periods.

- September 09, 2025 – DSRSD staff discovered an air relief valve (ARV) on the Livermore Pipeline that had failed due to corrosion. DSRSD staff will investigate whether this valve failure is unique to that valve or systematic to the ARVs (total of 16) on the Livermore Pipeline. These valves have an expected life of 25 years. All the ARVs on the Livermore Pipeline were installed in 2010.
- November 5, 2025 – The GM attended an online seminar sponsored by BACWA on Advanced Quantitative Precipitation Information. Tim Lewis, DSRSD Wastewater Operations Superintendent, was one of the presenters and demonstrated how this system has been used to save pumping cost for LAVWMA during wet weather events. 83 representatives of various Bay Area water and wastewater utilities were in attendance.
- The GM reviewed the 1st Quarter FY2025/26 Quarterly Report of Operations completed by the DSRSD's Operations staff.
- The GM attended the Quarterly LAVWMA Operations & Maintenance (O&M) meetings, giving and receiving updates on LAVWMA Capital and O&M projects.
- The GM attended the monthly East Bay Dischargers Authority (EBDA) managers' meetings, sending recorded meeting notes to relevant DSRSD, City of Livermore, and City of Pleasanton staff members.
- The GM reviewed monthly LAVWMA Laboratory Reports.
- The GM performed bi-monthly inspections of the Pump Station.
- The GM performed bi-monthly inspections at the San Leandro Sample Station, as well as, participated in site visits to facilitate the startup of the SLSS upgrade project.

Capital Projects - (See attached General Manager Capital Project Update)

Legal and Other Administrative

- September 18, 2025 – GM sent requested information related to LAVWMA's On-Call Engineering Services Agreement as requested by Deltex in a Public Records Request.
- The GM attended monthly individual check-in meetings with executive staff of LAVWMA Member Agencies (DSRSD, the City of Livermore and the City of Pleasanton).
- The GM is currently collaborating with legal counsel on the LAVWMA/City of Livermore Easement Lease Agreement.
- CalOES (September 12, 2025) and FEMA (September 15, 2025) – acknowledged LAVWMA GM electronic signature on Livermore Reimbursement Project. Reimbursement Obligation (payment authorization) was expected in October 2025.

- September 23, 2025 – LAVWMA GM audited and reviewed certificates of insurance for LAVWMA consultants, contractors, vendors, and verified updated SDRMA coverage.
- LAVWMA General Manager attended the following training:
 - September 17, 2025 – CSDA – *CA Government Compensation Reporting.*
 - September 23, 2025 – CSDA – *Dealing with Evolving Boundaries and Boards.*
 - October 27, 2025 – CSDA seminar on *Board Meetings, Agendas, Minutes and Staff Reports.*
- October 1, 2025 – Joined Alameda County Special Districts Association (ACSDA) – Annual membership fee - \$100.00.
- LAVWMA General Manager and legal counsel have been collaborating with DSRSD staff and legal counsel working on terms and conditions of a Power Purchase Agreement for a solar project at the LAVWMA Pump Station and other DSRSD sites.

Recommendation

None at this time. This is an information item only.

Attachments

- A. General Manager Capital Projects Update – Narrative
- B. General Manager Capital Projects Update – Pictures
- C. FEMA Project Reimbursement Report – September 2025
- D. Regional Board Letter – Testing of San Leandro Sample Station Improvements

LAVWMA Projects FY2025/26

Project Status Report

(Bold indicates activity since the August 2025 Board Meeting)

Capital Project Program Capital Program Total - \$4,426,500.00	Lead Agency	Target Completion Date
San Leandro Sample Station Design Improvements <ul style="list-style-type: none"> • Project Creation FY2023/24. • FY2024/25 Project Management changed from DSRSD to LAVWMA. • Improved infrastructure used for wet weather discharge of LAVWMA flows to San Lorenzo Creek in lieu of the EBDA outfall. • Automation and replacement of valves, flow meters, chlorine analyzers, pressure relief valves, and other instrumentation. Programming of logic controllers and computer control systems. • June 10, 2025 – Project update meeting-June 13 letter from CM to Contractor noting project next steps. • June 24, 2025 – City of San Leandro and Heron Bay HOA given updated construction schedule. • July 10, 2025 – 30” valve, 5th delivery delay. Now expected at the end of August 2025* (all equipment will be on hand). • July 23, 2025 – LAVWMA GM and Project Designer met with the Waterboard regarding discharge exemptions for this project. • Scheduling Scada programmer (TESCO) is the last hurdle to start the project. • August 4, 2025 – Contractor mobilized to the project site. • September 3, 2025 – 30” Mainline valve delivery date is now September 17, 2025. LAVWMA GM gave direction to complete work with the existing 30” valve in order to have the facility fully operational by wet weather season. Then plan to install the new 30” valve in the dry season of 2026. • September 8 – LAVWMA GM meet with senior staff of the contractor and project engineer to discuss critical milestones to complete the project. - • September 10, 2025 – Project schedule shows physical project work completed by Oct 1, 2025, with administrative close out tasks concluding on Nov 13, 2025. • September 10, 2025 – Hydrosience (Project Engineer and Construction Manager) has billed \$363,733 of the \$370,560 budget. The consultant is spending more labor on field inspections and oversight of the contractor work than was anticipated. The General Manager recommends the approval of a budget adjustment in the amount of \$179,197. • September 12, 2025 – LAVWMA GM sent email to project designer and construction manager to direct the contractor to focus efforts on getting the station ready for wet weather operation and plan to complete the project during the dry season of 2026. September 15, 2025, LAVWMA GM, Hydrosience and DSRSD Project had meeting to achieve this goal. • September 17, 2025 – 30’ EBDA valve still delayed, System Integrator lacking resources to complete work by October 1, 2025. LAVWMA GM instructed the project team to delay the installation of the 30” EBDA valve until the dry season of 2026. And develop tasks list designed to make the facility operational by wet weather season (November 1). 	LAVWMA	30-Jun-26

<ul style="list-style-type: none"> • September 22 – 2025 – interim Operational items that need completion for SLSS wet season operations. <ul style="list-style-type: none"> ○ Contractor complete Installation ○ DSRSD Operational staff set up equipment. ○ ” Pressure Relief valve installed with factory setting certification. ○ 16” Motor Operated Valve Installed and with operational check. ○ Bypass Flow meter Installed with factory calibration certification. ○ Chlorine Analyzer Installed and calibrated. ○ DSRSD Staff to conduct a wet test of system. • September 26, 2025 – GM met with Waterboard staff to discuss the NPDES permit application and to update the Waterboard on the status of the upgrades to the SLSS. • September 29, 2025 – The 30” EBDA control valve in the contractor’s possession (too late for installation this dry season). • October 1, 2025 – Station setup for Interim Operation. Project Engineer to provide an interim operation test plan and DSRSD needs to test the station according to that plan. • October 15, 2025 – Reviewed interim operating plan with DSRSD staff and project engineer (Hydroscience). • November 4, 2025 – GM was on site with DSRSD, Design Engineer (Hydroscience), Contractor, staffs for an operational test of the San Leandro Sample Station. The system was tested to check readiness if station is needed during the wet weather season. • Budget – \$1,275,000.00 		
<p>Cathodic Protection Improvements</p> <ul style="list-style-type: none"> • Project Creation FY2023/24 • LAVWMA completed a cathodic protection survey in 2023. • Construction specifications needed to complete the repairs and upgrades delayed due to staffing shortage. • LAVWMA executed an agreement with an On-Call Engineering consultant in April 2025. • LAVWMA On-Call Engineering consultants will complete design specifications and LAVWMA will hire a contractor to complete the project. • June 20, 2025 – LAVWMA Staff received a proposal from Carollo Engineers and JHD consultants to provide engineering services for this work. A construction contractor will be needed to complete contractor work. Carollo’s proposal in legal review. • October 10, 2025 – Deadline for DSRSD staff to comment on the scope of this project. Staff comments incorporated in project’s scope. • October 15, 2025 – GM met with JDH to discuss scope and approach to bidding this project. • Budget – \$320,000.00 	LAVWMA	30-Jun-26
<p>Export Pipeline Inspection and Mitigation (see attached completion schedule)</p> <ul style="list-style-type: none"> • Project Creation FY2023/24 • Selected sections of the 15.3 miles of pipeline will be inspected and spot repairs completed based on current and 2021 Inspection report. • Board directed staff to make an agreement with a pipe inspection contractor. The agreement was executed in September of 2024. 	DSRSD	30-Jun-26

Item No. 12 - Attachment A

<ul style="list-style-type: none"> • Pressure (Dublin) side of the pipeline and the pipeline at the Pump Station were completed in November 2024. • June through November 2025 Gravity sections of the pipe will be inspected and spot repairs completed. • Spot Repair Needed 415FT from end of force main. <ul style="list-style-type: none"> ○ Repair must be rated for operating pressure of 190PSI. <ul style="list-style-type: none"> ▪ Three quotes Received: <ul style="list-style-type: none"> • \$369,000 Azuria on 03/26/2025 • \$88,700 Coordinated Systems on 06/05/2025 • \$78,950 – Underground Solutions On 08/06/2025 (GM Authorized) * - This quote also includes repairs to 4 additional spots (a total of 7 spot repairs) not included in the first two quotes. ○ June 24, 2025 – planning meeting. <ul style="list-style-type: none"> ▪ Tentative Start date July 14, 2025 ▪ NPS recommends Weco Seals at site of spot repair* <ul style="list-style-type: none"> • Cracks are in coating not steel. • Weco seals will protect the pipe from corrosion. • LAVWMA pipeline already has weco seals in other locations. • August 6 – 8, 2025 – Complete - Segment J: STA 397+80 - 500+70 <ul style="list-style-type: none"> ○ Dewatering prior to inspection involved 66 loads at 4,900 per truck load estimate gallons 323,400. ○ Total gallons dewatered from pipeline via pumping or truck to facilitate the inspection is estimated at 671,300. • DSRSD, City of Livermore and LAVWMA coordinating the storage of effluent to facilitate pipeline inspection. • GM Authorized additional weekend and afterhours pumping if necessary to catch up on pumping effluent stored to facilitate pipeline inspection (Expect additional electrical costs for July and August). • August 20, 2025 – Three segments remaining to be inspected. • Segment A - Wednesday, August 27th to Thursday, August 28th. • Spot Repairs the week after Labor Day, on Wednesday, September 10th to Friday, September 12th. • September 17, 2025 – Two remaining location remaining to complete the project. • September 19, 2025 – YTD budget spent \$480,894. • September 23, 2025 – LAVWMA GM approved Change Order for \$6,275 increasing the cost of the 7 spot repair seals from \$78,950 to \$85,225. • September 23, 2025 – Caltrans requiring nightwork at Grove Way location. • September 26, 2025 – GM in consultation with DSRSD staff and inspection contractor concluded inspection work. The Grove Way site will be scheduled for inspection in the summer of 2026. • Current status – 14 of 15 pipeline segments and 37,623 ft of the 38,901 ft of pipe scheduled for inspection has been completed. • Budget - \$600,000.00 		
LAVWMA NPDES Permit Renewal <ul style="list-style-type: none"> • Project Creation FY2024/25 • Proposal to execute an agreement with consultant to the Board of Directors May 2025. 	LAVWMA	30-Jun-26

<ul style="list-style-type: none"> • NPDES Renewal application to be submitted to the Waterboard by September 2025. • June 11, 2025 – executed a not to exceed \$64,250.00 agreement with EOA to provide technical assistance in renewal of the NPDES Permit. • July 16, 2025 – Project Kick-off meeting with EOA, DSRSD and LAVWMA. • July 30, 2025 – Compiling data for the application package. • September 2, 2025 – LAVWMA GM reviewed and provided edits and comments to NPDES renewal application package. • September 16, 2025 – GM sent comments and edits to the consultant related to the Report of Waste Discharge Transmittal Letter (ROWD). • September 26, 2025 – GM met with Waterboard staff to discuss the NPDES permit application and to update the Waterboard on the status of the upgrades to the SLSS. • September 30, 2025 – Completed final review of 85-page NPDES application package and gave the consultant (EOA) approval to transmit to the Waterboard. • September 30, 2025 – Received confirmation from the Waterboard that they received the NPDES renewal application packet. • Budget – \$75,000.00 		
<p>Livermore Pipeline Project</p> <ul style="list-style-type: none"> • Project Creation FY2023/24 • Project Substantially completed by DSRSD. • City of Livermore paid LAVWMA \$5.8 million toward the cost of this project in December of 2024. • Zone 7 Easement secured. • The City of Livermore and LAVWMA are in negotiations on easement lease agreement. • FEMA reimbursement for initial response work awarded in November of 2024 – amount \$21,618.29. These funds were deposited in “sole-use” reserves. • FEMA reimbursement for major project work in the amount of \$4.07 million is being pursued by LAVWMA by use of a FEMA consultant. • Easement lease and FEMA Consultant and other administrative activities to close this project will be billed to the City of Livermore • Submitted documents to keep Old Pipe Removal Project active in FEMA System 06-09-2025. • 06-25-2025 – FEMA Consultant (KCG Consulting) has exhausted efforts with State FEMA Reps, will reach out to FEMA FEDERAL Directors to inquire on status of Emergency Repair Reimbursement. • July 17, 2025 – FEMA has advanced \$4.07 million dollar reimbursement project to Final Reviewer - no target date for completion of final review. • July 24, 2025 – LAVWMA and City of Livermore attorneys awaiting meeting with Airport Manager who has not yet reviewed the lease documents. • August 5, 2025 – FEMA communication - \$4.07 is in final review. Review will take longer due to the volume of projects FEMA is processing. Note: all projects > \$1 Million require congressional approval. • August 7, 2025 – LAVWMA and Livermore Attorneys met with Livermore Airport Manager on lease agreement. Hoping to finalize in the next few weeks. • August 27, 2025 – LAVWMA GM filed Zone 7 Easement Deed with the Alameda County Recorder’s Office. 	LAVWMA	30-Jun-26

<ul style="list-style-type: none"> • September 9, 2025 – Email from FEMA – \$4.06 Million Reimbursement for Sewer Pipe Relocation is with CalOES for review and approval. • September 9, 2025 – FEMA estimates the reimbursement project will in “Obligation” (Payment Approved) in October of 2025. • September 11, 2025 – FEMA and CalOES communicated that the project Number 734124 has been approved. • September 12, 2025 – LAVWMA GM approved project in FEMA portal with a reimbursement of: <ul style="list-style-type: none"> ○ Federal Share – 75% - \$4,057,479.63 ○ Non-Federal Share – 25% - \$1,352,463.21 • September 12, 2025 – CalOES acknowledged LAVWMA GM approval of reimbursement project. • September 15, 2025 – FEMA acknowledged LAVWMA GM approval of reimbursement project and stated FEMA would let the LAVWMA GM know when the reimbursement is obligated (payment authorized) and set a date for a recovery transition meeting. • September 23, 2025 – LAVWMA received stamped and recorded Zone 7 easement deeds from the Alameda County recorder’s office. • October 14, 2025- FEMA informed LAVWMA GM reimbursement obligation is still pending. No further action until resolution of Federal Government shutdown. • Budget – \$75,000.00 		
<p>LAVWMA Asset Maintenance Plan – Phase II</p> <ul style="list-style-type: none"> • Project Creation FY2025/26 • Develop an Asset Management Policy for LAVWMA. • Develop an Asset Management Strategy/Maintenance Approach for large assets over the next 25 years with a budget component for and project prioritization for the next 5 years. • Complete Business Risk Analysis for LAVWMA’s Assets • Complete Consequences of Failure analysis for LAVWMA’s Assets • Complete Probability of Failure analysis for LAVWMA’s Assets • Review Strategic Asset Management Plan for the LAVWMA System and subsystems place findings in a technical memorandum. • June 20,2025 LAVWMA staff received a proposal from On-Call Engineering Consultant (Carollo Engineers) to complete this project. Proposal in staff review. • July 25, 2025 – Carollo sent LAVWMA GM draft Phase one scope of work for this project. The scope is currently being reviewed. • August 18, 2025- GM provided comments on the scope of work for the current fiscal year. • September 10, 2025 – GM and DSRSD staff met with consultant to finalize scope of work for current fiscal year. • October 7, 2025 – Executed a task order with Carollo Engineers to complete condition assessment of the following major assets: <ul style="list-style-type: none"> ○ Livermore and Export Pipelines ○ Export Pump Station (Pumps, Motors, and Switchgear) ○ SLSS Sample Station ○ October 7, 2025 - LAVWMA GM and Carollo Engineers signed a task order to begin next phase of Asset Management program. 	LAVWMA	30-Jun-26

<ul style="list-style-type: none"> • October 21, 2025 – Project is underway but staffing shortages at DSSRSD may delay the completion schedule. • Budget - \$150,000 		
Evaluation and Overhaul of Export Pumps <ul style="list-style-type: none"> • Project Creation FY2025/26 • Overhaul 2 Export Pumps and Motors- Pumps #4 and #9. • June 25, 2025 - Pump #4 is pulled at the factory for overhaul. • Pump #4 Motor scheduled to arrive in December 2025. • Pump #4 Motor Replacement Quotes • During commissioning Pump #7 had vibration issue <ul style="list-style-type: none"> ○ Mitigation Step 1 - replace coupler (underway) • Pump #9 will be overhauled after #4 and #7 are operational. • Budget - \$190,000.00 	DSRSD	30-Jun-26
Pump Station Cross Over Valve Replacement <ul style="list-style-type: none"> • Project Creation FY2025/26 • Assess the material and operational condition on the 24” and 36” crossover valves at the LAVWWMA Pump Station • Staff creating a valve exercise program to these valves as they are being inspected (large 20” and 36” valves). • Budget - \$75,000 	DSRSD	30-Jun-26
Air Entrapment Mitigation Projects <ul style="list-style-type: none"> • Project Creation FY2025/26 • May of 2025 the Engineering Consultant completed the study. • FY2024/25 Study Complete Project Budget \$109,000.00, Project final cost \$79,894.00 • The study contains 8 ranked mitigation efforts. EBDA is budgeting to complete two of this recommends related to calibration and additional sensors in the EBDA flow meter which measures flow from all EBDA agencies. • This budget proposes to complete 4 of the 8 tasks which Include: <ul style="list-style-type: none"> ○ Addition of a vent to western terminus vault (Completed) ○ Replacement and upsize of a western terminus air relief valve. (Completed) ○ EBDA is in the process of getting their insertion meter and magnetic meters calibrated. – Both Flow meters have been inspected and calibrated by factory technicians. A final adjustment that could make the meters less sensitive to entrained air is still pending. ○ EBDA Operations Manager communicated that the meters air entrainment adjustments are scheduled for 09/12/2025. ○ September 15, 2025 – All mitigation efforts scheduled for FY2025 have been completed. Observations of impact will be measured during the upcoming wet weather season. • Budget - \$151,500.00 	LAVWMA	30-Jun-26
Ava Bright Choice and Solar Arrays at LAVWMA <ul style="list-style-type: none"> • Project Creation FY2025/26 	DSRSD	30-Jun-26

<ul style="list-style-type: none"> • DSRSD enrolled in LAVWMA in Ava Bright Choice Clean Energy Program on March 25, 2025. • Ava Bright Choice comes with a 5% discount over the normal PG & E Charges. • DSRSD will issue a Request for Proposal for engineering consultants to study LAVWMA entering into a Power Purchase Agreement which includes the installation of solar panels at the LAVWMA Pump Station • If the PPA Evaluation proves viable LAVWMA will complete a California Environmental Quality Act (CEQA) analysis and if positive LAVWMA will pursue the solar PPA project. • June 13, 2025 – GM reviewed and commented on DSRSD draft project RFP. • June 18, 2025 – DSRSD issued an RFP seeking a PPA provider for DSRSD and LAVWMA solar Projects. • October 13, 2025 - LAVWMA GM participated in Interviews to select a PPA provider. • October 15, 2025 – Arc Alternatives PPA advisory consultant scheduled to attend LAVWMA November 19, 2025, Board Meeting. • October 29, 2025 - LAVWMA and DSRSD staffs are working on terms and conditions for a potential power purchase agreement and will present to the LAVWMA Board if acceptable terms are agreed to. • Budget - \$210,000.00 		
<p>SCADA/PLC Upgrades to Pump Station</p> <ul style="list-style-type: none"> • Project Creation FY2023/24 • Project delayed while DSRSD completed this work on DSRSD facilities. • Project will replace SCADA infrastructure at LAVWMA facilities. • DSRSD will start work on LAVWMA facilities in FY2025/26 and complete this project during the FY2026/27. • Project just started as of July 30, 2025. • Budget - \$725,000.00 	DSRSD	30-Jun-26
<p>East Lewelling Blvd Easement Improvements</p> <ul style="list-style-type: none"> • Project Creation FY2025/26 • Alameda county is conducting an improvement project along East Lewelling Boulevard which includes street widening and the addition of a bike lane and sidewalk. As a result, LAVWMA will need to relocate 4 cathodic test stations and one blow-off valve box. • June 10, 2025 – LAVWMA GM gave Alameda County Public Works permission to have ACPW contractor proceed with this project and bill LAVWMA. • August 21, 2025 – LAVWMA GM visited work site and the county's contractor had made improvements to 2 of the 4 cathodic test stations. • Budget- \$150,000.00 	LAVWMA	30-Jun-26
<p>Replace 17 Valve Actuators at the Pump Station</p> <ul style="list-style-type: none"> • Project Creation FY2023/24 • This project will replace actuators on valves at the pump station. The existing actuators are more than 20 years old. 	DSRSD	30-Jun-26

Item No. 12 - Attachment A

<ul style="list-style-type: none"> July 30, 2025-13 of 17 Actuators Replaced – Expect project completion by the end of August 2025. September 24, 2025 – all 17 actuators replaced – Project Complete, Budget - \$85,000.00 		
On Call Engineering Program <ul style="list-style-type: none"> Project Creation FY2025/26 DSRSD's engineering staff does not have sufficient staffing resources to support all DSRSD, DERWA and LAVWMA Projects. April 2025 – LAVWMA executed an agreement with an engineering consulting firm to conduct engineering support work on LAVWMA Projects which include an asset management plan, cathodic protection improvements, East Lewelling Boulevard facilities relocation and other unforeseen engineering support work that may come up. August 1, 2025 – LAVWMA GM reviewing proposals from Carollo Engineers, Inc. for both the Asset Management and Cathodic Protection Projects. Budget – \$220,000.00 	LAVWMA	30-Jun-26
Other Misc, LAVWMA Renewal/Replacement <ul style="list-style-type: none"> Budget - \$50,000.00 	LAVWMA	30-Jun-26
Other Misc, EBDA Renewal/Replacement <ul style="list-style-type: none"> Budget - \$50,000.00 	LAVWMA	30-Jun-26
CIP Planning/Mgmt. Contingency <ul style="list-style-type: none"> Budget - \$50,000.00 	LAVWMA	30-Jun-26
FY2025/26 – Major Administrative Projects		
Digital Records Management Program <ul style="list-style-type: none"> June 09-2025 – Digital Records Management RFP posted on LAVWMA Website and sent to 5 local vendors proposals due July 18, 2025. July 01, 2025 – GM Met with Chetu – Potential bidder on this project. No Bids on the RFP for the project by the deadline of July18, 2025. Feedback from consultants <ul style="list-style-type: none"> Break the project into two projects. <ul style="list-style-type: none"> Project A- Software acquisition/setup/training Project B- Document scanning Advertising the project on additional government websites Planning to reissue project RFP(s) in September 2025. October 15, 2025 – LAVWMA reissued RFP. Proposals are due November 21, 2025. Project Budget - \$97,500.00 	LAVWMA	30-Jun-26
Accounts Receivable and Accounts Payable Vendor (RGS) <ul style="list-style-type: none"> May 30, 2025 – signed an amendment to Regional Government Services agreement for accounting services for FY2024/25 and a second amendment for FY2025/26. Project Budget FY2025/26 – Not to Exceed - \$120,000.00 	LAVWMA	30-Jun-26
Upgrade Website to ADA Complaint <ul style="list-style-type: none"> July 17, 2025 – Website vendor (Computer Courage) completed ADA icon to the LAVWMA website. Need to finalize process to certify ADA compliance. 	LAVWMA	30-Jun-26

<ul style="list-style-type: none"> • September 4, 2025 – Received scope of work from three consultants to complete this project. • September 30, 2025 – legal review of least costly consultant proposal. Terms and conditions of vendor's proposal are not acceptable to LAVWMA General Manager. • September 29, 2025 – Language translation icon added to the LAVWMA website. • Compiling and request for quote to send to vendors to complete ADA website modifications. • Total project YTD costs – \$1150.00 • Project Budget – \$7,500.00 		
Critical Operations and Maintenance Projects		
Pump Station Chlorination System <ul style="list-style-type: none"> • Waterboard notified regarding system installation. • July 30,2025 – System installed and ready for operation. • System start-up will occur after completion of pipeline inspection. • October 15, 2025 – Facility operated well during the summer dry season when it is most needed. • YTD Cost – \$18,417.22 • Project Complete • Project Budget – \$35,000 	DSRSD	15-Aug-25

East Lewelling Blvd. Easement Inspection

Alameda County Public Works will be doing improvements which will require the movement of 4 LAVWMA Cathodic Protection Stations and 1 blow off valve and vault.



Sidewalk on August 14, 2025 – LAVWMA Cathodic Test Station (after)





LAVWMA Valve
Vault (before)

LAVWMA VALVE VAULT - August 14, 2025 (after)





LAVWMA
Cathodic
Station (before)

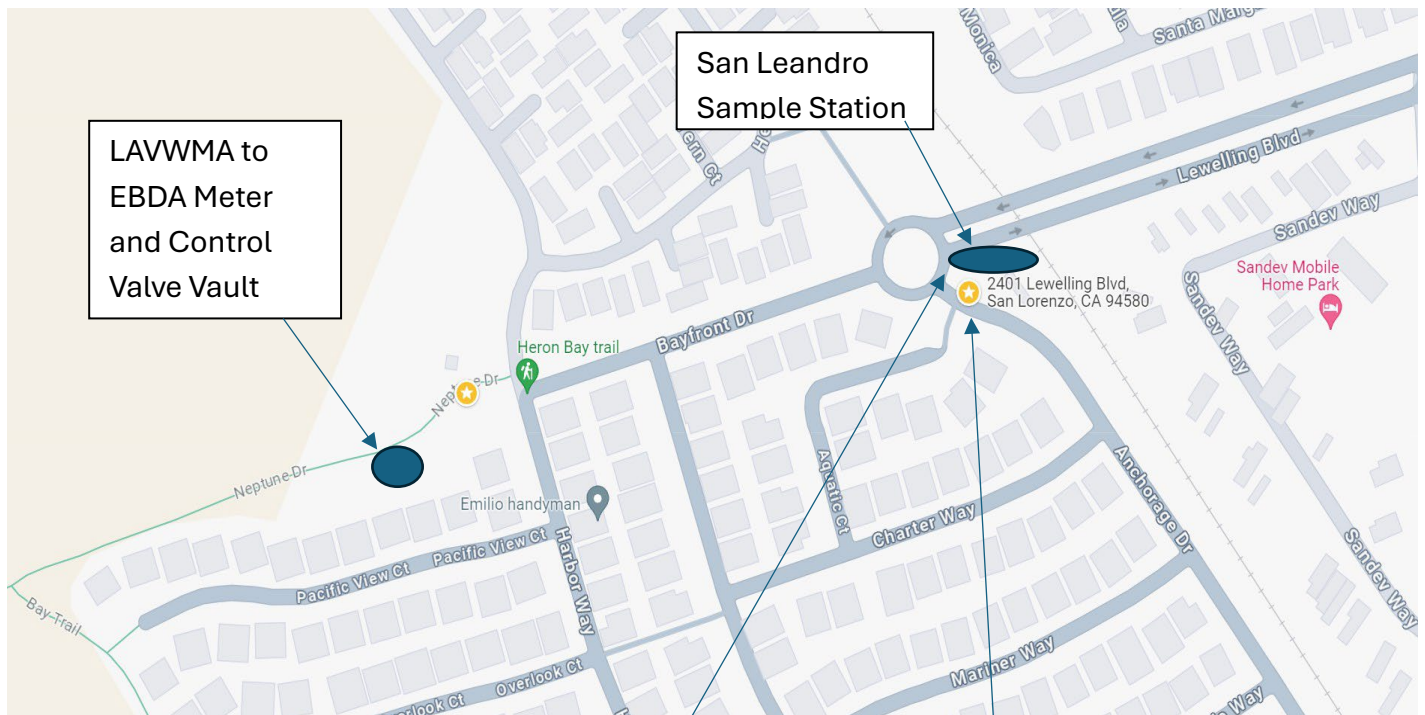


September 27, 2025 (after)



LAVWMA San Leandro Sample Station

- Contractor mobilized work site on August 4, 2025
- October 1, 2025 - all worked paused for wet weather season
- October 1, 2025 – all major equipment installed except the 30” EBDA Valve which did not arrive in time to be installed prior to September 30, 2025 project deadline.



San Leandro Sample Station (Before) 2 Pressure Relief Valves



San Leandro Sample Station (After – October 17,2025)

1 Motor Control Valve

1 Pressure Relief Valve





New Motor Control Valve



San Leandro Sample Station Outfall

Before Project Upgrades



San Leandro Sample Station Outfall (Raised to prevent mud impaction and for sea level rise) after (November 4, 2025)



New Chlorine Analyzer and New Day Tank





EBDA Flow Meter and Control Valve
to be replaced in the Dry Season of
2026

Department of Homeland Security Federal Emergency Management Agency

General Info

Project #	734124	P/W #	1648	Project Type	Actual Costs	
Project Category	F - Utilities			Applicant	Livermore-Amador Valley Water Management Agency (LAVWMA) (001-UVV68-00)	
Project Title	LAVWMA SEWER PIPE RELOCATION					
Project Size	Large			Event	4699DR-CA (4699DR)	
Activity Completion Date	10/03/2024			Declaration Date	4/3/2023	
Process Step	Pending DIU Final Validation				Incident Start Date	2/21/2023
					Incident End Date	7/10/2023

Damage Description and Dimensions

The Disaster # 4699DR, which occurred between **02/21/2023** and **07/10/2023**, caused:

Damage #1354558; Livermore - LAVWMA Pipe Relocation

General Facility Information:

- **Facility Type:** Water/Wastewater treatment, collection, and delivery
- **Facility:** Livermore - LAVWMA Pipe Relocation
- **Facility Description:** Secondary effluent transport from the City of Livermore Water Reclamation Plant to the LAVWMA export pump station facilities for pumping to the East Bay Dischargers Authority Force main for ultimate discharge to the San Francisco Bay
- **Year Built:** 1977
- **Location Description:** El Charo Rd Pleasanton CA 94566
- **Start GPS Latitude/Longitude:** 37.69360, -121.84867
- **End GPS Latitude/Longitude:** 37.69271, -121.84781

General Damage Information:

- **Date Damaged:** 2/21/2023 to 7/10/2023
- **Cause of Damage:** Severe Storms

Facility Damage:

- Pipes, 27-inch diameter bar wrapped concrete effluent pipe crossing beneath Arroyo Mocho creek, 50 FT long x 27 FT in diameter, prolonged rain and surface water flooding generated by severe storms resulted in high stream flows in the Arroyo Mocho Creek which subsequently eroded the creek bed and undermined the sewer line, 100% work completed.
- Manhole, 1 each of manhole access to effluent pipe crossing beneath Arroyo Mocho creek, prolonged rain and surface water flooding generated by severe storms resulted in high stream flows in the Arroyo Mocho Creek which subsequently eroded the creek bed and exposed adjacent manhole structure, 100% work completed.

Final Scope**1354558 734124 - Livermore - LAVWMA Pipe Relocation****Work Completed**

The applicant utilized contracts for the repairs to LAVWMA Sewer Pipe Relocation to restore this facility back to pre-disaster function, use, and capacity. Work was completed within the right of way and as an alternate method of repair in accordance with applicable codes and standards.

Cost share for this version is 75%.

Livermore-Amador Valley Water Management Agency (LAVWMA)

- A. Replaced effluent pipe, 700 FT of 30-inch diameter HDPE and associated components realigned to east of waterway
- B. Replaced manhole, 30-inch diameter Access Tee with 50-inch diameter manhole installed on realigned effluent pipe, 1 each

- 1. Contracts: \$5,409,972.84

Work Completed Total: \$5,409,972.84

Project Notes:

1. All costs associated with this project have been validated, see project document: "734124 - Validation Summary (Livermore-Amador Valley Water Management Agency).xlsx"
2. Payroll policy has been provided and reviewed.
3. CRC Procurement Compliance Checklist has been completed for each contract that exceeds the simplified acquisition threshold for this project. See project document: "734124 - CRB Procurement Compliance Checklist.xlsx"
4. All work conducted starting on 04/01/2023 and completed by 07/31/2024.
5. Source of Fill: Vulcan Materials Company - 18500 Limekiln Canyon Rd, Los Gatos, CA 95033 – (GPS: 37.203614, -121.961953)
6. Final Disposal Location: Construction debris was taken to Republic Services Vasco Road Landfill - 4001 N Vasco Rd, Livermore, CA 94551 (GPS: 37.746001, -121.719456). Short pieces of existing pipe at points of connection were removed and went to the LAVWMA yard for reuse, all other pipe remained in place. All dirt spoils were left on site and incorporated into the berm.
7. Additional components and hardware were replaced due to the damages to the above identified major components. These associated components include items such as valves, clamps, couplings, and connectors. All items that were replaced were purchased by the contractor and used only to restore this facility back to pre-disaster design, function, use, and capacity.
8. Excavated and backfilled entry and receiving pits for trenchless installation of pipe. Entry pit 43 FT Long x 16 FT Wide x 36 FT Deep. Receiving pit 26 FT Long x 16 FT Wide x 34 FT Deep.

Item No. 12 - Attachment C

9. This was not a relocation project. The effluent pipe was placed at a deeper depth and set back from stream to prevent future erosion and exposure of the sewer line. The new footprint for the replacement of the pipe was the only viable and cost-effective option to restore the function of the pipe to the pre disaster condition meeting the environmental permitting agencies requirements. For details of realignment and new footprint, see project document: "*PPT - Emergency LAVWMA Interceptor Pipeline Repair_3 12 2024.pdf*".
10. The start and stop locations for the pre-disaster wastewater pipe and the realigned pipe are the same.
11. CRC Specialist reached out to PDMG regarding DPI contract amendment. The PDGM responded that there is no amendment to the original DPI contract (DPI Agreement A23-43 conformed.pdf). Original contract has ceiling price of \$3,851,367.52 and the approved purchase order (PO 24200227.pdf) for \$950,000, totaling \$4,801,367.52, which covers project costs sufficiently. The PDMG and applicant state that all known documentation has been uploaded to GM.

Cost

Code	Quantity	Unit	Total Cost	Section
9001 (Contract)	1.00	Lump Sum	\$5,409,972.84	Completed

CRC Gross Cost	\$5,409,972.84
Total 406 HMP Cost	\$0.00
Total Insurance Reductions	\$0.00
<hr/>	
CRC Net Cost	\$5,409,972.84
Federal Share (75.00%)	\$4,057,479.63
Non-Federal Share (25.00%)	\$1,352,493.21

Award Information

Version Information

Version #	Eligibility Status	Current Location	Bundle Number	Project Amount	Cost Share	Federal Share Obligated	Date Obligated
-----------	--------------------	------------------	---------------	----------------	------------	-------------------------	----------------

Drawdown History

EMMIE Drawdown Status As of Date	IFMIS Obligation #	Expenditure Number	Expended Date	Expended Amount
No Records				

Obligation History

Version #	Date Obligated	Obligated Cost	Cost Share	IFMIS Status	IFMIS Obligation #
-----------	----------------	----------------	------------	--------------	--------------------

Subgrant Conditions

- As described in Title 2 Code of Federal Regulations (C.F.R.) § 200.333, financial records, supporting documents, statistical records and all other non-Federal entity records pertinent to a Federal award must be retained for a period of three (3) years from the date of submission of the final expenditure report or, for Federal awards that are renewed quarterly or annually, from the date of the submission of the quarterly or annual financial report, respectively, as reported to the Federal awarding agency or pass-through entity in the case of a subrecipient. Federal awarding agencies and pass-through entities must not impose any other record retention requirements upon non-Federal entities. Exceptions are stated in 2 C.F.R. §200.333(a) – (f)(1) and (2). All records relative to this project are subject to examination and audit by the State, FEMA and the Comptroller General of the United States and must reflect work related to disaster-specific costs.
- In the seeking of proposals and letting of contracts for eligible work, the Applicant/Subrecipient must comply with its Local, State (provided that the procurements conform to applicable Federal law) and Federal procurement laws, regulations, and procedures as required by FEMA Policy 2 CFR Part 200, Procurement Standards, §§ 317-326.
- The Recipient must submit its certification of the subrecipient's completion of this project, the final claim for payment, and supporting documentation within 180 days from the date that the applicant completes the scope of work, or the project deadline, whichever occurs first. FEMA reimburses Large Projects (those with costs above the large project threshold) based on the actual eligible final project costs. Therefore, during the final project reconciliation (closeout), the project may be amended to reflect the reconciliation of actual eligible costs.
- When any individual item of equipment purchased with PA funding is no longer needed, or a residual inventory of unused supplies exceeding \$5,000 remains, the subrecipient must follow the disposition requirements in Title 2 Code of Federal Regulations (C.F.R.) § 200.313-314.
- The terms of the FEMA-State Agreement are incorporated by reference into this project under the Public Assistance award and the applicant must comply with all applicable laws, regulations, policy, and guidance. This includes, among others, the Robert T. Stafford Disaster Relief and Emergency Assistance Act; Title 44 of the Code of Federal Regulations; FEMA Policy No. 104-009-2, Public Assistance Program and Policy Guide; and other applicable FEMA policy and guidance.
- The DHS Standard Terms and Conditions in effect as of the declaration date of this emergency declarations or major disaster, as applicable, are incorporated by reference into this project under the Public Assistance grant, which flow down from the Recipient to subrecipients unless a particular term or condition indicates otherwise.
- The Uniform Administrative Requirements, Cost Principles, and Audit Requirements set forth at Title 2 Code of Federal Regulations (C.F.R.) Part 200 apply to this project award under the Public Assistance grant, which flow down from the Recipient to all subrecipients unless a particular section of 2 C.F.R. Part 200, the FEMA-State Agreement, or the terms and conditions of this project award indicate otherwise. See 2 C.F.R. §§ 200.101 and 110.
- The subrecipient must submit a written request through the Recipient to FEMA before it makes a change to the approved scope of work in this project. If the subrecipient commences work associated with a change before FEMA approves the change, it will jeopardize financial assistance for this project. See FEMA Policy No. 104-009-2, Public Assistance Program and Policy Guide.
- Pursuant to section 312 of the Stafford Act, 42 U.S.C. 5155, FEMA is prohibited from providing financial assistance to any entity that receives assistance from another program, insurance, or any other source for the same work. The subrecipient agrees to repay all duplicated assistance to FEMA if they receive assistance for the same work from another Federal agency, insurance, or any other source. If an subrecipient receives funding from another federal program for the same purpose, it must notify FEMA through the Recipient and return any duplicated funding.

Insurance

Additional Information

06/09/2025

GENERAL INFORMATION

Event: 4699DR

Project: 734124

Category of Work: Cat F - Utilities

Applicant: Livermore-Amador Valley Water Management Agency (LAVWMA)

Event Type: Severe Storms

Cause of Loss: Wind / Wind Driven Rain

Incident Period: 2/21/2023 to 7/10/2023

Total Public Assistance Amount: \$5,409,972.84

COMMERCIAL INSURANCE INFORMATION

Does the Applicant have a Commercial Policy: No

NUMBER OF DAMAGED INVENTORIES INCLUDED IN THIS PROJECT: (1)

Damaged Inventory (DI) #1354558:

Livermore - LAVWMA Pipe Relocation

Number of damaged locations included in this DI: (1)

Location Description: El Charo Rd Pleasanton CA 94566

GPS Coordinates: Start GPS Latitude/Longitude: 37.69378, -121.84962 End GPS Latitude/Longitude: 37.69272, -121.84787

Cause of Loss: Wind & Flood

Damage Inventory Amount: \$5,409,972.84

Prior Obtain and Maintain Requirement:

No prior insurance requirements were found for this facility.

Reduction(s):

No Reduction is being made to this facility.

Obtain and Maintain Requirement:

No Obtain & Maintain Requirement is being mandated for (**Livermore - LAVWMA Pipe Relocation**) because this facility does not qualify for a Standard Flood Insurance policy per the NFIP.

Insurance Proceeds Statement:

FEMA's Recovery Policy FP 206-086-1, Public Assistance Policy on Insurance (June 29, 2015), requires applicants to take reasonable efforts to recover insurance proceeds that it is entitled to receive from its insurers. FEMA will consider final insurance settlements that may be less than the insurance policy limits when an applicant demonstrates that it has taken reasonable efforts to recover insurance proceeds that it is entitled to on a case-by-case basis.

Standard Insurance Comments

FEMA Policy 206-086-1

PART 2: Other Insurance-Related Provisions. (Sections 312 and 406(d) of the Stafford Act)

A. Duplication of Benefits. FEMA cannot provide assistance for disaster-related losses that duplicate benefits available to an applicant from another source, including insurance.

1. Before FEMA approves assistance for a property, an applicant must provide FEMA with information about any actual or anticipated insurance settlement or recovery it is entitled to for that property.
2. FEMA will reduce assistance to an applicant by the amount of its actual or anticipated insurance proceeds.
3. Applicants must take reasonable efforts to recover insurance proceeds that they are entitled to receive from their insurer(s).

Property insurance coverage for the damages represented on this project are not insured or insurable. No insurance relief is anticipated.

FEMA requires the Applicant to take reasonable efforts to pursue claims to recover insurance proceeds that it is entitled to receive from its insurer(s). In the event that any insurance proceeds are received for these expenses those proceeds must be reduced from FEMA Public Assistance funding to ensure no duplication of benefits has occurred.

No duplication of benefits from insurance is anticipated for work described in this application. In the event any part or all costs are paid by an insurance policy, a duplication of benefits from insurance will occur. Applicant must notify grantee and FEMA of such recoveries and the Sub-Grant award amount must be reduced by actual insurance proceeds.

No insurance requirements will be mandated for the damages included in this project. Insurance requirements are specific to permanent work to replace, restore, repair, reconstruct, or construct buildings, contents, equipment, and vehicles (FEMA Recovery Policy FP 206-086-1).

No insurance Narrative will be produced or uploaded into documents or attachments.

No O&M is required for the facilities represented on this project.

Susie Birchard, PA Insurance Specialist

CRC West, Sacramento, CA

O&M Requirements

There are no Obtain and Maintain Requirements on **LAVWMA SEWER PIPE RELOCATION**.

406 Mitigation

There is no additional mitigation information on **LAVWMA SEWER PIPE RELOCATION**.

Environmental Historical Preservation

Is this project compliant with EHP laws, regulations, and executive orders?

Yes

EHP Conditions

- Any change to the approved scope of work will require re-evaluation for compliance with NEPA and other Laws and Executive Orders.
- This review does not address all federal, state and local requirements. Acceptance of federal funding requires recipient to comply with all federal, state and local laws. Failure to obtain all appropriate federal, state and local environmental permits and clearances may jeopardize funding.
- If ground disturbing activities occur during construction, applicant will monitor ground disturbance and if any potential archaeological resources are discovered, will immediately cease construction in that area and notify the State and FEMA.
- CAA: The Subrecipient is responsible for complying with all applicable subparts of the Clean Air Act. Copies of any permits/authorizations, or consultation documentation should be forwarded to FEMA for inclusion in the administrative record. Failure to comply with these conditions may jeopardize the receipt of federal funding.
- EO11988: The Subrecipient must coordinate with the local floodplain administrator and obtain any required permits prior to initiating work. Coordination correspondence with the Floodplain administrator, including any required permits, and implementation documentation to any permit conditions need to be forwarded to the State and FEMA for inclusion in the permanent project files.

EHP Additional Info

There is no additional environmental historical preservation on **LAVWMA SEWER PIPE RELOCATION**.

Final Reviews

Final Review

Reviewed By LONG, CARTER

Reviewed On 09/04/2025 11:42 AM PDT

Review Comments

No comments available for the Final Review step

Recipient Review

Reviewed By Larsen, Robert

Reviewed On 09/11/2025 12:06 PM PDT

Review Comments

No comments available for the Recipient Review step

Project Signatures

Signed By Fuller, Levi

Signed On 09/12/2025

San Francisco Bay Regional Water Quality Control Board

August 26, 2025

Levi Fuller
General Manager, LAVWMA
7051 Dublin Boulevard
Dublin, California 94568

Subject: RE: LAVWMA – San Leandro Sample Station Testing Plan Request

Dear Levi Fuller:

By a letter dated August 20, 2025, Livermore-Amador Valley Water Management Agency (LAVWMA) proposed to discharge secondary treated wastewater to San Lorenzo Creek via Discharge Point 002 to test key upgrades to the San Leandro Sample Station (SLSS). NPDES Permit CA0038679 (NPDES Permit), as amended by Order R2-2023-0023, permits LAVWMA to discharge up to 140,000 gallons to San Lorenzo Creek from Discharge Point 002 twice per year for testing purposes between November 1 and April 30. This proposed discharge would deviate from the NPDES Permit requirements because it would occur in September 2025 and potentially October 2025. Additionally, the discharge events may occur more than twice during this period and total up to 2 million gallons.

To minimize the impact of the discharge, LAVWMA will take the following actions:

1. Develop and implement a testing and commissioning plan that defines the minimum flow rates and discharge durations required to calibrate and test the upgraded SLSS components.
2. Establish prerequisite requirements for “dry testing” the upgraded components to verify readiness for operational testing prior to commencement.
3. Comply with effluent limitations required by its NPDES Permit, as amended by Order R2-2023-0023, and comply with monitoring frequencies, as listed in the table below.
4. Upon completion of the discharge exercises described in this letter, submit a report within 30 days summarizing the discharge events consistent with the monitoring table below and any deviations from the conditions of this letter. Additionally, include this data in its 2025 Annual Self-Monitoring Report.

Although an NPDES permit is necessary to formally authorize this discharge, based on our existing resources and priorities, we are unable to pursue that option. However, due

ALEXIS STRAUSS HACKER, CHAIR | EILEEN M. WHITE, EXECUTIVE OFFICER

to LAVWMA's desire to move forward with this project, the very low potential for it to adversely affect water quality, and the potential environmental benefits from the upgrades (e.g., automated discharge flow control, improved reliability of flow and chlorine measurements, and replacement of aging infrastructure), we acknowledge that LAVWMA may proceed without an NPDES permit provided that the discharge occurs in such a way that it does not cause sedimentation or erosion at the discharge point and that, during discharge, it monitors the effluent as follows:

Parameter	Unit	Average Weekly	Instantaneous Minimum & Maximum	Maximum Daily	Sample Type	Minimum Sampling Frequency
Carbonaceous Biochemical Oxygen Demand 5-day @ 20°C	mg/L	40	-	-	C-24	1/Day
Total Suspended Solids	mg/L	45	-	-	C-24	1/Day
pH	standard units	-	6.5 – 8.5	320	Grab	1/Day
Chlorine, Total Residual	mg/L	-	-	0.019	Grab	Once every two hours during discharge ^{[1], [2]}
<i>Escherichia Coliform</i>	CFU/100 mL ^[3]	-	-	-	Grab	1/Day
Discharge Duration	hours and minutes	-	-	-	Continuous	1/Discharge
Discharge Volume	gallons	-	-	-	Continuous	1/Discharge

Footnotes:

- ^[1] The Discharger will collect at least one sample per discharge and continue sampling every two hours for longer duration discharges.
- ^[2] The Discharger may elect to use a continuous on-line monitoring system for measuring or determining that residual dechlorinating agent is present. This monitoring system may be used to prove that anomalous residual chlorine exceedances measured by on-line chlorine analyzers are false positives and are not valid total residual chlorine detections because it is chemically improbable to have chlorine present in the presence of a dechlorinating agent. If convincing evidence exists to demonstrate that chlorine residual exceedances are false positives, the exceedances will not be considered violations of the total chlorine residual effluent limitation.
- ^[3] Results may be reported as either Most Probable Number (MPN)/100 mL if the laboratory method used provides results in MPN/100 mL or Colony Forming Units (CFU)/100 mL if the laboratory method used provides results in CFU/100 mL.

The Clean Water Act provides no *de minimus* threshold below which an NPDES permit is not needed to discharge wastewater to surface waters of the United States. However, if LAVWMA follows the conditions described above, it would be unlikely for the Regional Water Board to seek enforcement for the relatively benign discharge. Nevertheless, LAVWMA should be aware that the Clean Water Act provides for third party enforcement.

LAVWMA should obtain and retain evidence of the nature of this discharge. Such evidence may include the monitoring data collected from the monitoring described above and documenting receiving water conditions before and after the discharge.

If you have any questions, please contact Natlie Lee by phone at (510)-622-2325 or email at Natie.Lee@waterboards.ca.gov.

Sincerely,

James Parrish
Senior Environmental Scientist